



**Eagle Farm QLD Professional**  
**Race 1: Spring Carnival Book Now QTIS Three-Years-Old Maiden Plate - 1600m**  
**02 October 2024 - 14:19**



BRISBANE  
RACING CLUB

Track Rating: Good 4, Weather: Fine, Rail Position: +9m Entire

Section														
Field Times	Overall	1400m	1200m	1000m	800m	600m	400m	Last 600m						
	1:37.37 (0:13.64)	1:23.73 (0:10.84)	1:12.89 (0:11.74)	1:01.15 (0:12.54)	0:48.61 (0:12.44)	0:36.17 (0:11.78)	0:24.39 (0:11.96)	0:36.17						
Rank	TAB	Horse/Jockey	Barrier	Top Speed [km/h]	Fastest Section								Distance Travelled [m]	
1	10	<b>MISTING</b> Angela Jones	6	65.9 1400m	0:11.23 1400m	1:37.37 [1] (0:14.32)	1:23.05 [9] (0:11.23)	1:11.82 [9] (0:11.82)	1:00.00 [9] (0:12.26)	0:47.74 [9] (0:12.39)	0:35.35 [9] (0:11.80)	0:23.55 [8] (0:11.37)	0:35.35	
2	8	<b>CHAMPAGNE ROUGE</b> Justin Huxtable	8	67.4 1400m	0:10.92 1400m	1:37.69 [2] (0:13.65)	1:24.04 [2] (0:10.92)	1:13.12 [2] (0:11.78)	1:01.34 [2] (0:12.42)	0:48.92 [2] (0:12.53)	0:36.39 [2] (0:11.77)	0:24.62 [2] (0:11.87)	0:36.39	-1
3	6	<b>STAPLETON</b> Jag Guthmann-Chester	2	67.6 Overall	0:11.08 1400m	1:37.81 [3] (0:13.69)	1:24.12 [3] (0:11.08)	1:13.04 [4] (0:11.89)	1:01.15 [4] (0:12.40)	0:48.75 [4] (0:12.46)	0:36.29 [3] (0:11.91)	0:24.38 [4] (0:11.89)	0:36.29	-2
4	5	<b>SAVANNAH GANGSTER</b> Cody Collis	7	66.7 1400m	0:11.10 1400m	1:37.91 [4] (0:13.73)	1:24.18 [5] (0:11.10)	1:13.08 [5] (0:11.86)	1:01.22 [5] (0:12.34)	0:48.88 [3] (0:12.55)	0:36.33 [4] (0:11.90)	0:24.43 [5] (0:11.83)	0:36.33	+4
5	2	<b>BETTER DRAW</b> Ryan Maloney	1	66.4 Overall	0:11.01 1400m	1:37.94 [5] (0:13.69)	1:24.25 [4] (0:11.01)	1:13.24 [3] (0:11.89)	1:01.35 [3] (0:12.48)	0:48.87 [5] (0:12.52)	0:36.35 [5] (0:11.57)	0:24.78 [3] (0:11.86)	0:36.35	-6
6	9	<b>MAD ANA</b> Rikki Jamieson	3	64.8 1400m	0:11.23 1400m	1:38.08 [6] (0:14.01)	1:24.07 [7] (0:11.23)	1:12.84 [8] (0:11.85)	1:00.99 [7] (0:12.24)	0:48.75 [7] (0:12.57)	0:36.18 [7] (0:11.76)	0:24.42 [7] (0:11.75)	0:36.18	-5
7	4	<b>CAPTAIN GOOD VIBES</b> Nikita Beriman	4	66.4 1400m	0:11.14 1400m	1:38.15 [7] (0:13.79)	1:24.36 [6] (0:11.14)	1:13.22 [6] (0:11.87)	1:01.35 [6] (0:12.41)	0:48.94 [6] (0:12.70)	0:36.24 [8] (0:12.04)	0:24.20 [9] (0:11.80)	0:36.24	+0
8	1	<b>BELMONT PARK</b> James Orman	5	65.5 1400m	0:11.18 1400m	1:38.18 [8] (0:14.03)	1:24.15 [8] (0:11.18)	1:12.97 [7] (0:11.89)	1:01.08 [8] (0:12.39)	0:48.69 [8] (0:12.28)	0:36.41 [6] (0:11.88)	0:24.53 [6] (0:11.67)	0:36.41	+2
9	7	<b>UNEGA WAHY'A</b> Marnu Potgieter	9	67.7 1400m	0:10.84 1400m	1:39.13 [9] (0:13.64)	1:25.49 [1] (0:10.84)	1:14.65 [1] (0:11.74)	1:02.91 [1] (0:12.54)	0:50.37 [1] (0:12.44)	0:37.93 [1] (0:11.78)	0:26.15 [1] (0:12.30)	0:37.93	-5

Scratched: Call Sign (#3)

[ ] Ranking at each section and finish  
 -:-:- No data available at this section  
 NA No data available

SCN Saddle cloth number  
 DNF Did not finish  
 DNT Did not track



# Eagle Farm QLD Professional

## Race 1: Spring Carnival Book Now QTIS Three-Years-Old Maiden Plate - 1600m

02 October 2024 - 14:19



BRISBANE  
RACING CLUB

Track Rating: Good 4, Weather: Fine, Rail Position: +9m Entire

Section				200m				Last 600m	
Field Times				0:12.43 (0:12.43)				0:36.17	
Rank	TAB Horse/Jockey	Barrier	Top Speed [km/h]	Fastest Section	Margin				Distance Travelled [m]
1	10 MISTING Angela Jones	6	65.9 1400m	0:11.23 1400m	0:12.18 [3] (0:12.18)	1:37.37		0:35.35	
2	8 CHAMPAGNE ROUGE Justin Huxtable	8	67.4 1400m	0:10.92 1400m	0:12.75 [1] (0:12.75)	1.87L		0:36.39	-1
3	6 STAPLETON Jag Guthmann-Chester	2	67.6 Overall	0:11.08 1400m	0:12.49 [7] (0:12.49)	2.58L		0:36.29	-2
4	5 SAVANNAH GANGSTER Cody Collis	7	66.7 1400m	0:11.10 1400m	0:12.60 [5] (0:12.60)	3.22L		0:36.33	+4
5	2 BETTER DRAW Ryan Maloney	1	66.4 Overall	0:11.01 1400m	0:12.92 [2] (0:12.92)	3.35L		0:36.35	-6
6	9 MAD ANA Rikki Jamieson	3	64.8 1400m	0:11.23 1400m	0:12.67 [8] (0:12.67)	4.21L		0:36.18	-5
7	4 CAPTAIN GOOD VIBES Nikita Beriman	4	66.4 1400m	0:11.14 1400m	0:12.40 [9] (0:12.40)	4.6L		0:36.24	+0
8	1 BELMONT PARK James Orman	5	65.5 1400m	0:11.18 1400m	0:12.86 [6] (0:12.86)	4.76L		0:36.41	+2
9	7 UNEGA WAHY'A Marnu Potgieter	9	67.7 1400m	0:10.84 1400m	0:13.85 [4] (0:13.85)	10.4L		0:37.93	-5

Scratched: Call Sign (#3)

[ ] Ranking at each section and finish  
 -:-:- No data available at this section  
 NA No data available

SCN Saddle cloth number  
 DNF Did not finish  
 DNT Did not track



Horse/Jockey Name	Misting
Final Rank	1
Fastest Section Time (Section)	0:11.23 (1400m)
Top Speed [km/h] (Section)	65.9 (1400m)
Race State	Finished



Eagle Farm QLD Professional  
Race 1: Spring Carnival Book Now QTIS Three-Years-Old  
Maiden Plate - 1600m

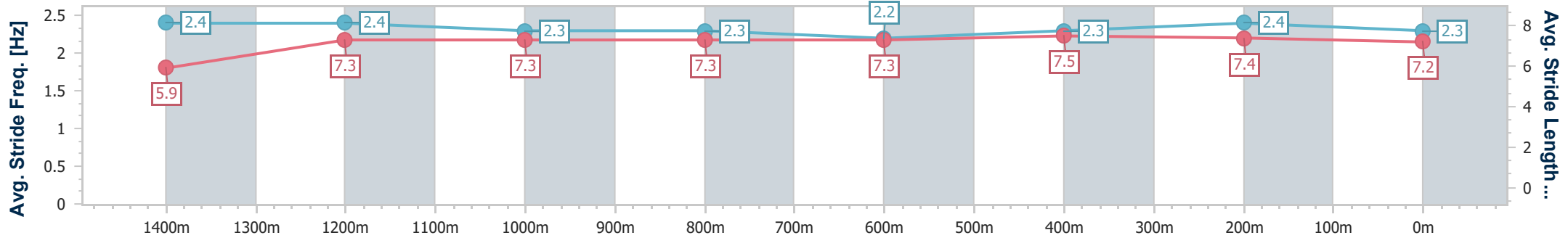
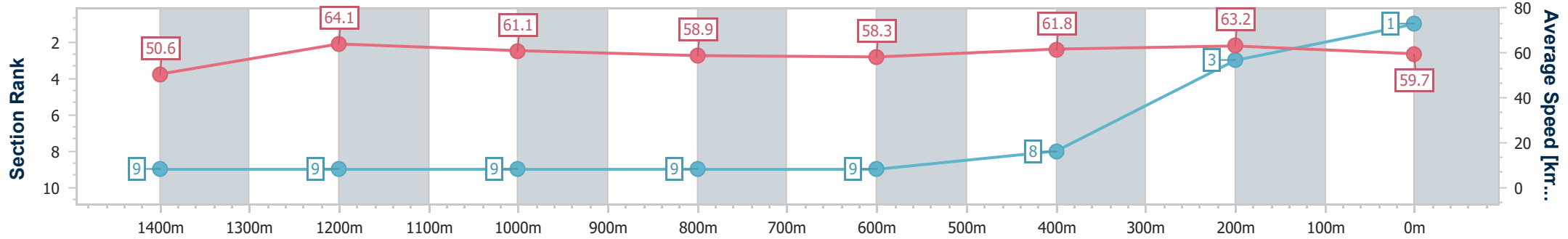
02 October 2024 - 14:19

Track Rating: Good 4, Weather: Fine, Rail Position: +9m Entire



BRISBANE  
RACING CLUB

Section	Overall	1400m	1200m	1000m	800m	600m	400m	200m
Section Times	1:37.37 [1] (0:14.32)	1:23.05 [9] (0:11.23)	1:11.82 [9] (0:11.82)	1:00.00 [9] (0:12.26)	0:47.74 [9] (0:12.39)	0:35.35 [9] (0:11.80)	0:23.55 [8] (0:11.37)	0:12.18 [3] (0:12.18)
Average Speed [km/h]	50.6	64.1	61.1	58.9	58.3	61.8	63.2	59.7
Top Speed [km/h]	65.7	65.9	65.5	59.9	60.0	63.3	64.1	62.4
Avg. Dist. to Rail [m]	8.1	2.6	1.7	0.8	0.3	2.9	6.9	4.1
Avg. Stride Freq. [Hz]	2.4	2.4	2.3	2.3	2.2	2.3	2.4	2.3
Avg. Stride Length [m]	5.9	7.3	7.3	7.3	7.3	7.5	7.4	7.2



- [ ] Ranking at each section and finish
- .-.- No data available at this section
- NA No data available



Horse/Jockey Name	Champagne Rouge
Final Rank	2
Fastest Section Time (Section)	0:10.92 (1400m)
Top Speed [km/h] (Section)	67.4 (1400m)
Race State	Finished



Eagle Farm QLD Professional  
Race 1: Spring Carnival Book Now QTIS Three-Years-Old  
Maiden Plate - 1600m

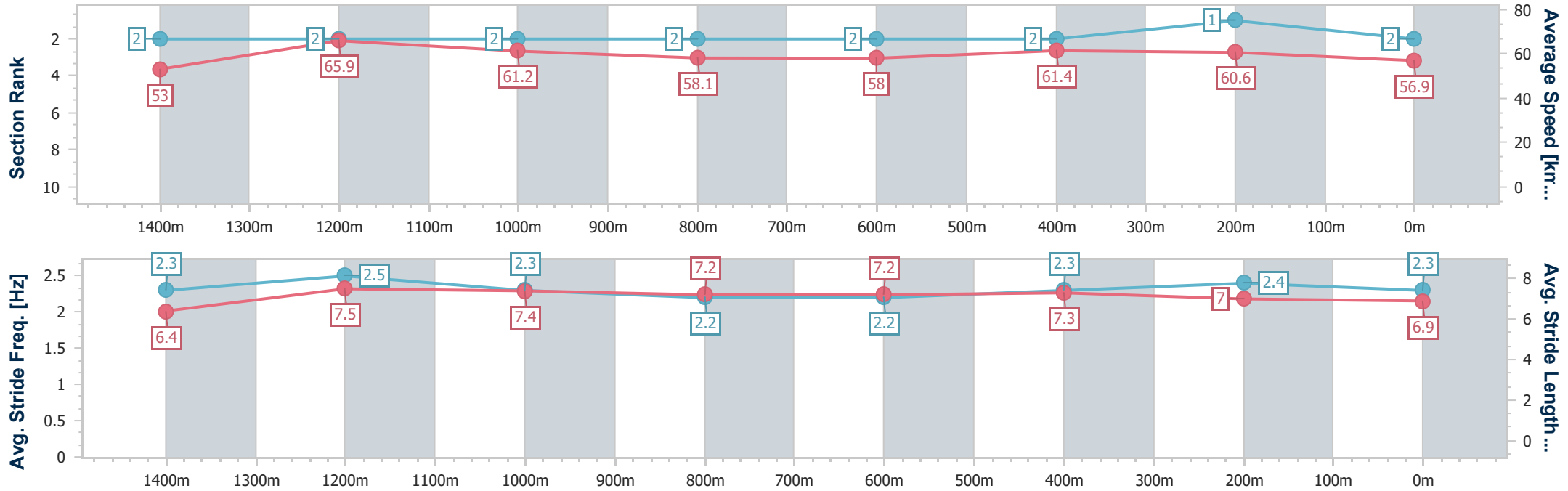
02 October 2024 - 14:19

Track Rating: Good 4, Weather: Fine, Rail Position: +9m Entire



BRISBANE  
RACING CLUB

Section	Overall	1400m	1200m	1000m	800m	600m	400m	200m
Section Times	1:37.69 [2] (0:13.65)	1:24.04 [2] (0:10.92)	1:13.12 [2] (0:11.78)	1:01.34 [2] (0:12.42)	0:48.92 [2] (0:12.53)	0:36.39 [2] (0:11.77)	0:24.62 [2] (0:11.87)	0:12.75 [1] (0:12.75)
Average Speed [km/h]	53.0	65.9	61.2	58.1	58.0	61.4	60.6	56.9
Top Speed [km/h]	66.3	67.4	63.0	59.1	60.1	62.5	62.6	59.9
Avg. Dist. to Rail [m]	9.5	1.9	0.5	0.7	1.4	1.2	4.0	2.3
Avg. Stride Freq. [Hz]	2.3	2.5	2.3	2.2	2.2	2.3	2.4	2.3
Avg. Stride Length [m]	6.4	7.5	7.4	7.2	7.2	7.3	7.0	6.9



- [ ] Ranking at each section and finish
- .-.- No data available at this section
- NA No data available



Horse/Jockey Name	Stapleton
Final Rank	3
Fastest Section Time (Section)	0:11.08 (1400m)
Top Speed [km/h] (Section)	67.6 (Overall)
Race State	Finished



Eagle Farm QLD Professional  
Race 1: Spring Carnival Book Now QTIS Three-Years-Old  
Maiden Plate - 1600m

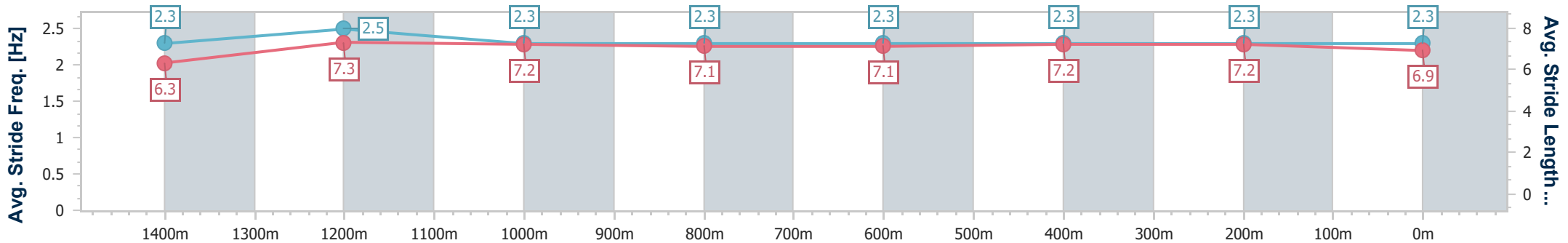
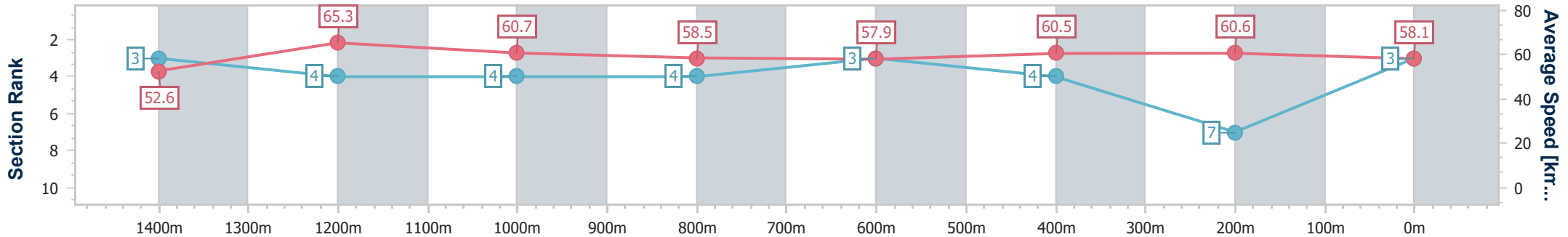
02 October 2024 - 14:19

Track Rating: Good 4, Weather: Fine, Rail Position: +9m Entire



BRISBANE  
RACING CLUB

Section	Overall	1400m	1200m	1000m	800m	600m	400m	200m
Section Times	1:37.81 [3] (0:13.69)	1:24.12 [3] (0:11.08)	1:13.04 [4] (0:11.89)	1:01.15 [4] (0:12.40)	0:48.75 [4] (0:12.46)	0:36.29 [3] (0:11.91)	0:24.38 [4] (0:11.89)	0:12.49 [7] (0:12.49)
Average Speed [km/h]	52.6	65.3	60.7	58.5	57.9	60.5	60.6	58.1
Top Speed [km/h]	67.6	67.6	64.3	59.7	60.0	61.5	61.5	59.9
Avg. Dist. to Rail [m]	4.8	2.4	3.0	2.0	0.5	0.7	1.9	2.3
Avg. Stride Freq. [Hz]	2.3	2.5	2.3	2.3	2.3	2.3	2.3	2.3
Avg. Stride Length [m]	6.3	7.3	7.2	7.1	7.1	7.2	7.2	6.9



- [ ] Ranking at each section and finish
- .-.- No data available at this section
- NA No data available



Horse/Jockey Name	Savannah Gangster
Final Rank	4
Fastest Section Time (Section)	0:11.10 (1400m)
Top Speed [km/h] (Section)	66.7 (1400m)
Race State	Finished



Eagle Farm QLD Professional  
Race 1: Spring Carnival Book Now QTIS Three-Years-Old  
Maiden Plate - 1600m

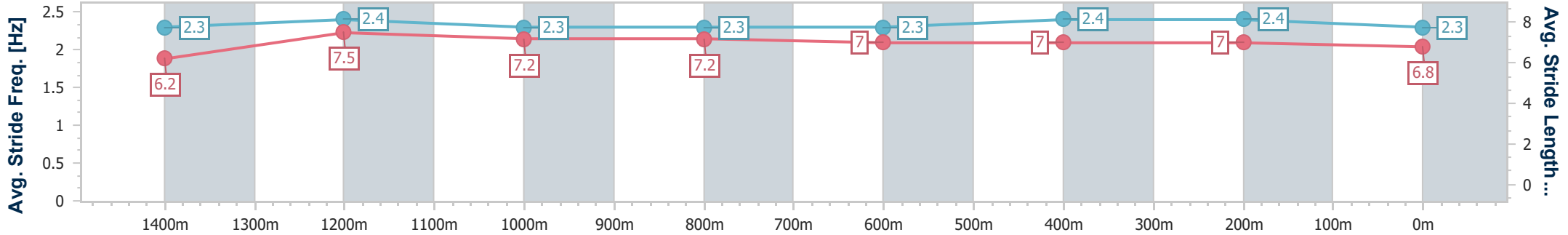
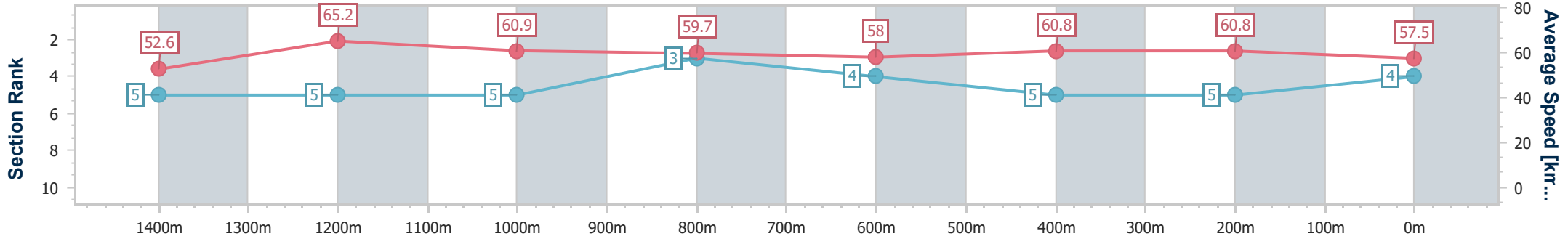
02 October 2024 - 14:19

Track Rating: Good 4, Weather: Fine, Rail Position: +9m Entire



BRISBANE  
RACING CLUB

Section	Overall	1400m	1200m	1000m	800m	600m	400m	200m
Section Times	1:37.91 [4] (0:13.73)	1:24.18 [5] (0:11.10)	1:13.08 [5] (0:11.86)	1:01.22 [5] (0:12.34)	0:48.88 [3] (0:12.55)	0:36.33 [4] (0:11.90)	0:24.43 [5] (0:11.83)	0:12.60 [5] (0:12.60)
Average Speed [km/h]	52.6	65.2	60.9	59.7	58.0	60.8	60.8	57.5
Top Speed [km/h]	65.8	66.7	64.1	61.9	59.4	61.2	61.5	60.3
Avg. Dist. to Rail [m]	8.3	4.8	5.7	4.1	2.8	0.6	2.6	4.3
Avg. Stride Freq. [Hz]	2.3	2.4	2.3	2.3	2.3	2.4	2.4	2.3
Avg. Stride Length [m]	6.2	7.5	7.2	7.2	7.0	7.0	7.0	6.8



- [ ] Ranking at each section and finish
- .-.- No data available at this section
- NA No data available



Horse/Jockey Name	Better Draw
Final Rank	5
Fastest Section Time (Section)	0:11.01 (1400m)
Top Speed [km/h] (Section)	66.4 (Overall)
Race State	Finished



Eagle Farm QLD Professional  
Race 1: Spring Carnival Book Now QTIS Three-Years-Old  
Maiden Plate - 1600m

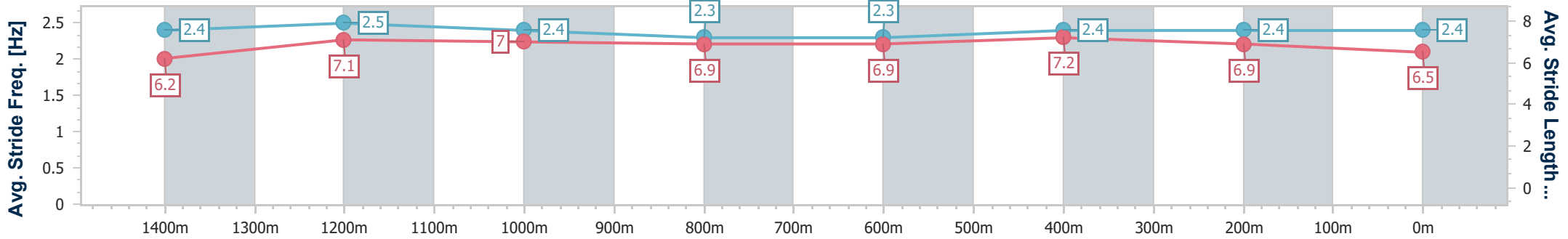
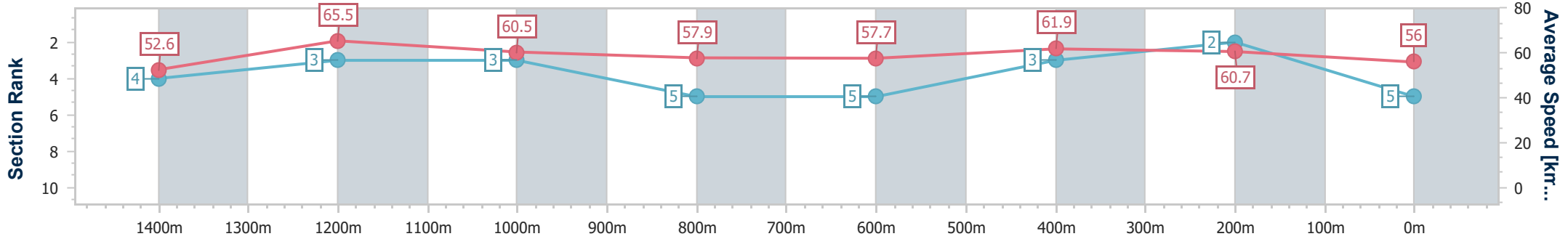
02 October 2024 - 14:19

Track Rating: Good 4, Weather: Fine, Rail Position: +9m Entire



BRISBANE  
RACING CLUB

Section	Overall	1400m	1200m	1000m	800m	600m	400m	200m
Section Times	1:37.94 [5] (0:13.69)	1:24.25 [4] (0:11.01)	1:13.24 [3] (0:11.89)	1:01.35 [3] (0:12.48)	0:48.87 [5] (0:12.52)	0:36.35 [5] (0:11.57)	0:24.78 [3] (0:11.86)	0:12.92 [2] (0:12.92)
Average Speed [km/h]	52.6	65.5	60.5	57.9	57.7	61.9	60.7	56.0
Top Speed [km/h]	66.4	66.2	63.7	60.3	60.7	63.2	63.0	58.6
Avg. Dist. to Rail [m]	2.2	0.6	0.3	0.9	0.7	1.1	0.9	1.1
Avg. Stride Freq. [Hz]	2.4	2.5	2.4	2.3	2.3	2.4	2.4	2.4
Avg. Stride Length [m]	6.2	7.1	7.0	6.9	6.9	7.2	6.9	6.5



- [ ] Ranking at each section and finish
- .-.- No data available at this section
- NA No data available



Horse/Jockey Name	Mad Ana
Final Rank	6
Fastest Section Time (Section)	0:11.23 (1400m)
Top Speed [km/h] (Section)	64.8 (1400m)
Race State	Finished



Eagle Farm QLD Professional  
Race 1: Spring Carnival Book Now QTIS Three-Years-Old  
Maiden Plate - 1600m

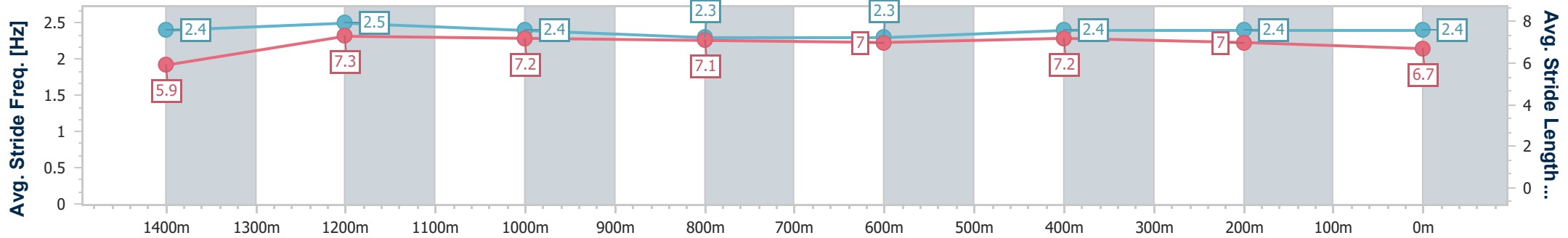
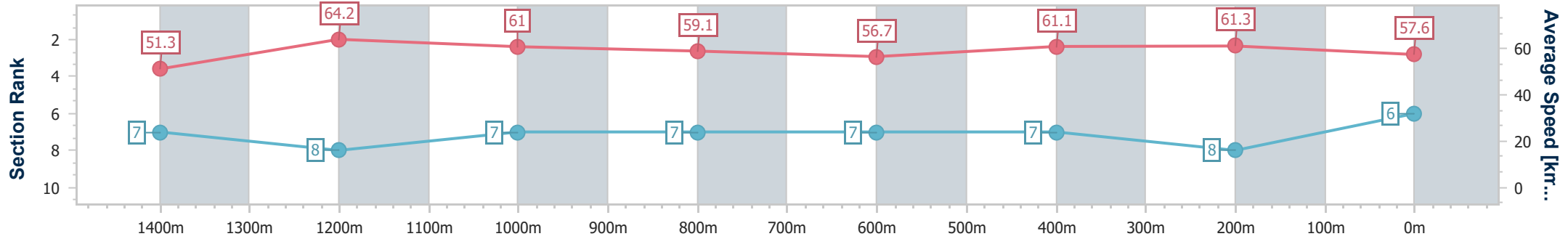
02 October 2024 - 14:19

Track Rating: Good 4, Weather: Fine, Rail Position: +9m Entire



BRISBANE  
RACING CLUB

Section	Overall	1400m	1200m	1000m	800m	600m	400m	200m
Section Times	1:38.08 [6] (0:14.01)	1:24.07 [7] (0:11.23)	1:12.84 [8] (0:11.85)	1:00.99 [7] (0:12.24)	0:48.75 [7] (0:12.57)	0:36.18 [7] (0:11.76)	0:24.42 [7] (0:11.75)	0:12.67 [8] (0:12.67)
Average Speed [km/h]	51.3	64.2	61.0	59.1	56.7	61.1	61.3	57.6
Top Speed [km/h]	63.9	64.8	64.7	60.1	57.8	63.6	62.7	59.9
Avg. Dist. to Rail [m]	5.2	1.1	1.6	0.9	2.0	1.6	3.1	3.6
Avg. Stride Freq. [Hz]	2.4	2.5	2.4	2.3	2.3	2.4	2.4	2.4
Avg. Stride Length [m]	5.9	7.3	7.2	7.1	7.0	7.2	7.0	6.7



- [ ] Ranking at each section and finish
- .-.- No data available at this section
- NA No data available





Horse/Jockey Name	Captain Good Vibes
Final Rank	7
Fastest Section Time (Section)	0:11.14 (1400m)
Top Speed [km/h] (Section)	66.4 (1400m)
Race State	Finished



Eagle Farm QLD Professional  
Race 1: Spring Carnival Book Now QTIS Three-Years-Old  
Maiden Plate - 1600m

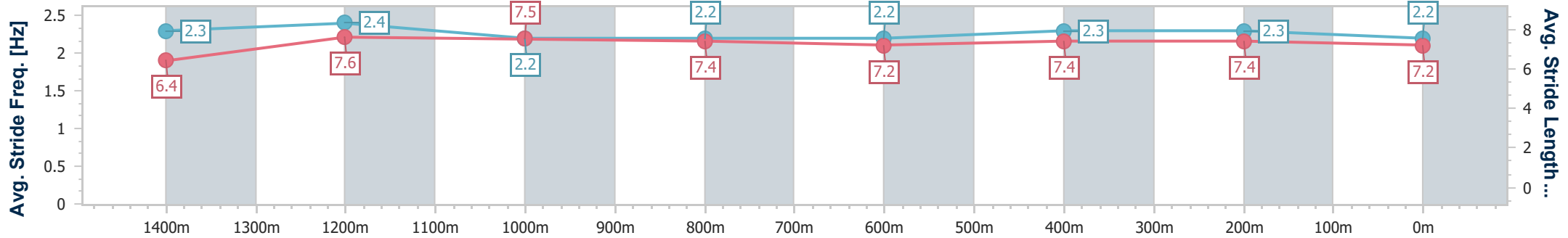
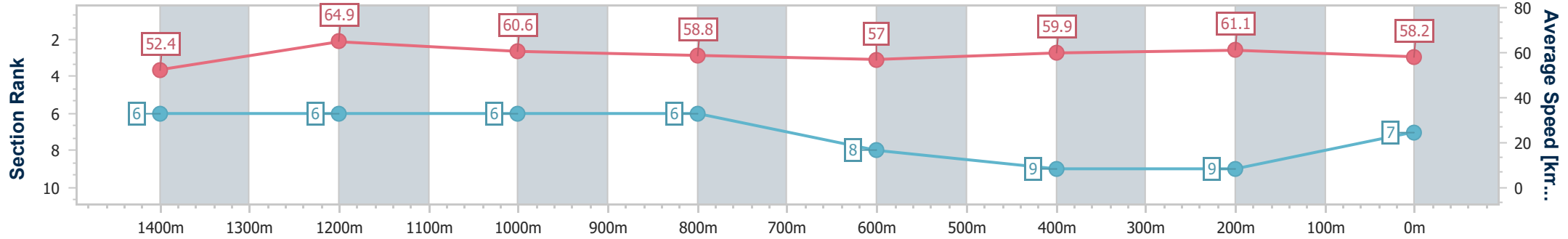
02 October 2024 - 14:19

Track Rating: Good 4, Weather: Fine, Rail Position: +9m Entire



BRISBANE  
RACING CLUB

Section	Overall	1400m	1200m	1000m	800m	600m	400m	200m
Section Times	1:38.15 [7] (0:13.79)	1:24.36 [6] (0:11.14)	1:13.22 [6] (0:11.87)	1:01.35 [6] (0:12.41)	0:48.94 [6] (0:12.70)	0:36.24 [8] (0:12.04)	0:24.20 [9] (0:11.80)	0:12.40 [9] (0:12.40)
Average Speed [km/h]	52.4	64.9	60.6	58.8	57.0	59.9	61.1	58.2
Top Speed [km/h]	66.3	66.4	62.9	60.5	58.3	60.9	62.8	59.5
Avg. Dist. to Rail [m]	6.9	2.9	2.4	2.5	1.6	0.8	3.3	1.9
Avg. Stride Freq. [Hz]	2.3	2.4	2.2	2.2	2.2	2.3	2.3	2.2
Avg. Stride Length [m]	6.4	7.6	7.5	7.4	7.2	7.4	7.4	7.2



- [ ] Ranking at each section and finish
- .-.- No data available at this section
- NA No data available



Horse/Jockey Name	Belmont Park
Final Rank	8
Fastest Section Time (Section)	0:11.18 (1400m)
Top Speed [km/h] (Section)	65.5 (1400m)
Race State	Finished



Eagle Farm QLD Professional  
Race 1: Spring Carnival Book Now QTIS Three-Years-Old  
Maiden Plate - 1600m

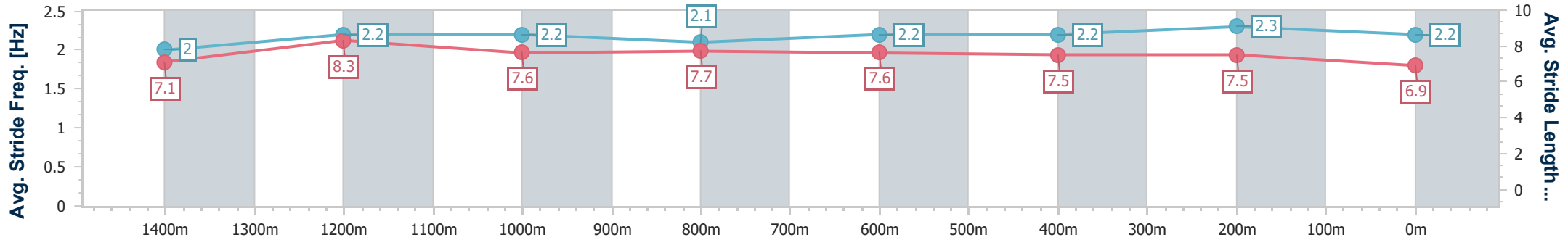
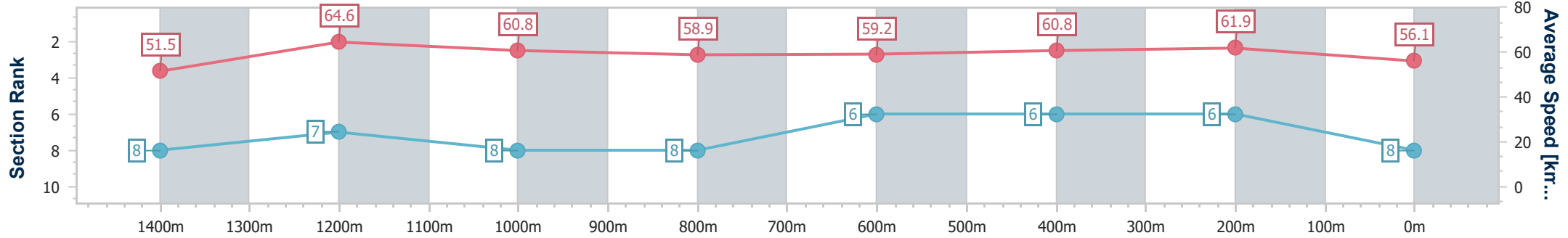
02 October 2024 - 14:19

Track Rating: Good 4, Weather: Fine, Rail Position: +9m Entire



BRISBANE  
RACING CLUB

Section	Overall	1400m	1200m	1000m	800m	600m	400m	200m
Section Times	1:38.18 [8] (0:14.03)	1:24.15 [8] (0:11.18)	1:12.97 [7] (0:11.89)	1:01.08 [8] (0:12.39)	0:48.69 [8] (0:12.28)	0:36.41 [6] (0:11.88)	0:24.53 [6] (0:11.67)	0:12.86 [6] (0:12.86)
Average Speed [km/h]	51.5	64.6	60.8	58.9	59.2	60.8	61.9	56.1
Top Speed [km/h]	64.8	65.5	64.5	59.6	60.8	62.4	63.5	60.0
Avg. Dist. to Rail [m]	7.7	3.3	3.2	2.9	2.0	1.4	3.8	4.8
Avg. Stride Freq. [Hz]	2.0	2.2	2.2	2.1	2.2	2.2	2.3	2.2
Avg. Stride Length [m]	7.1	8.3	7.6	7.7	7.6	7.5	7.5	6.9



- [ ] Ranking at each section and finish
- .-.- No data available at this section
- NA No data available



Horse/Jockey Name	Unega Wahy'a
Final Rank	9
Fastest Section Time (Section)	0:10.84 (1400m)
Top Speed [km/h] (Section)	67.7 (1400m)
Race State	Finished



Eagle Farm QLD Professional  
Race 1: Spring Carnival Book Now QTIS Three-Years-Old  
Maiden Plate - 1600m

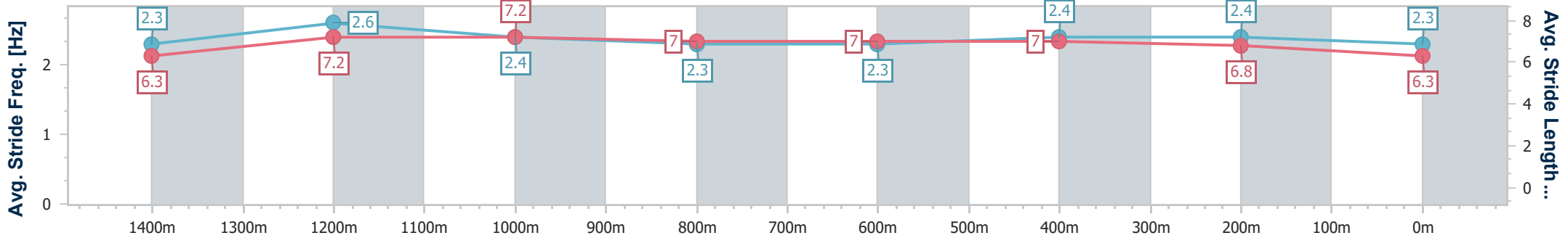
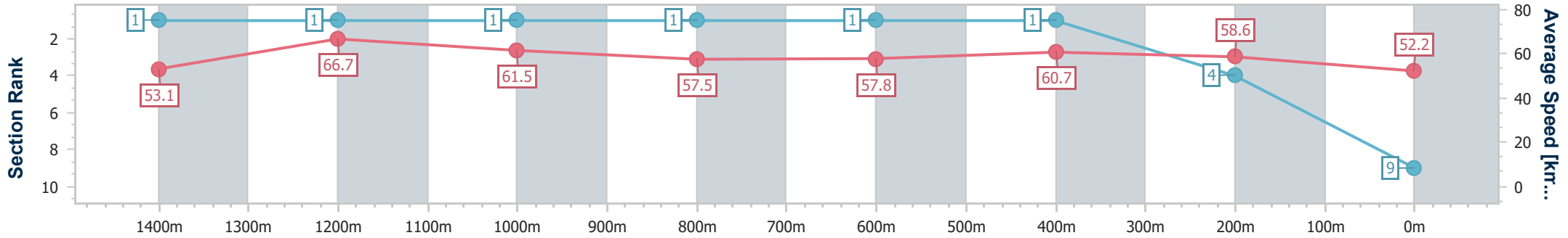
02 October 2024 - 14:19

Track Rating: Good 4, Weather: Fine, Rail Position: +9m Entire



BRISBANE  
RACING CLUB

Section	Overall	1400m	1200m	1000m	800m	600m	400m	200m
Section Times	1:39.13 [9] (0:13.64)	1:25.49 [1] (0:10.84)	1:14.65 [1] (0:11.74)	1:02.91 [1] (0:12.54)	0:50.37 [1] (0:12.44)	0:37.93 [1] (0:11.78)	0:26.15 [1] (0:12.30)	0:13.85 [4] (0:13.85)
Average Speed [km/h]	53.1	66.7	61.5	57.5	57.8	60.7	58.6	52.2
Top Speed [km/h]	67.7	67.7	64.2	58.5	60.1	62.6	61.1	56.0
Avg. Dist. to Rail [m]	10.2	4.6	2.3	1.1	0.8	1.7	0.7	1.5
Avg. Stride Freq. [Hz]	2.3	2.6	2.4	2.3	2.3	2.4	2.4	2.3
Avg. Stride Length [m]	6.3	7.2	7.2	7.0	7.0	7.0	6.8	6.3



- [ ] Ranking at each section and finish
- .-.- No data available at this section
- NA No data available