



Eagle Farm QLD Professional

Race 3: EVA AIR Maiden Plate - 1200m

02 October 2024 - 15:28



BRISBANE
RACING CLUB

Track Rating: Good 4, Weather: Fine, Rail Position: +9m Entire

Section		Field Times											Last 600m	
Rank	TAB Horse/Jockey	Barrier	Top Speed [km/h]	Fastest Section	Overall	1000m	800m	600m	400m	200m	Margin		Distance Travelled [m]	
1	7 ACAPPELLA NOVA Angela Jones	5	66.3 400m	0:11.05 400m	1:10.64 [1] (0:14.05)	0:56.59 [2] (0:11.14)	0:45.45 [1] (0:11.48)	0:33.97 [2] (0:11.27)	0:22.70 [1] (0:11.05)	0:11.65 [1] (0:11.65)	1:10.64	0:33.97		
2	3 TURN THE CORNER Ryan Maloney	1	67.5 400m	0:10.93 400m	1:11.05 [2] (0:14.17)	0:56.88 [4] (0:11.28)	0:45.60 [3] (0:11.46)	0:34.14 [4] (0:11.32)	0:22.82 [5] (0:10.93)	0:11.89 [2] (0:11.89)	2.4L	0:34.14	+1	
3	15 STARSONUS James Orman	4	66.0 400m	0:11.09 400m	1:11.11 [3] (0:14.47)	0:56.64 [7] (0:11.34)	0:45.30 [7] (0:11.42)	0:33.88 [7] (0:11.23)	0:22.65 [7] (0:11.09)	0:11.56 [4] (0:11.56)	2.77L	0:33.88	+4	
4	6 MORGANITE Cejay Graham	7	66.1 400m	0:11.24 400m	1:11.78 [4] (0:13.93)	0:57.85 [1] (0:11.30)	0:46.55 [2] (0:11.41)	0:35.14 [1] (0:11.33)	0:23.81 [2] (0:11.24)	0:12.57 [3] (0:12.57)	6.74L	0:35.14	+2	
5	2 SPECIAL MASTER Boris Thornton	3	65.6 400m	0:11.27 400m	1:12.07 [5] (0:14.32)	0:57.75 [6] (0:11.33)	0:46.42 [6] (0:11.48)	0:34.94 [6] (0:11.31)	0:23.63 [6] (0:11.27)	0:12.36 [6] (0:12.36)	8.41L	0:34.94	+1	
6	11 SHAQUE D'AMOUR Michael Rodd	2	66.5 600m	0:11.16 600m	1:12.11 [6] (0:14.13)	0:57.98 [3] (0:11.46)	0:46.52 [5] (0:11.45)	0:35.07 [5] (0:11.16)	0:23.91 [4] (0:11.47)	0:12.44 [5] (0:12.44)	8.68L	0:35.07	+7	
7	5 BAJAN CHARM Morgan Butler	9	66.8 800m	0:11.25 1000m	1:12.87 [7] (0:14.20)	0:58.67 [5] (0:11.25)	0:47.42 [4] (0:11.44)	0:35.98 [3] (0:11.27)	0:24.71 [3] (0:11.70)	0:13.01 [7] (0:13.01)	13.13L	0:35.98	+8	
8	16 BERAJONDO Mark Du Plessis	8	67.2 400m	0:11.36 600m	1:12.89 [8] (0:14.59)	0:58.30 [8] (0:11.38)	0:46.92 [9] (0:11.49)	0:35.43 [8] (0:11.36)	0:24.07 [9] (0:11.37)	0:12.70 [8] (0:12.70)	13.28L	0:35.43	+7	
9	12 RANCOUR Ron Stewart	6	66.1 600m	0:11.23 1000m	1:13.94 [9] (0:14.71)	0:59.23 [9] (0:11.23)	0:48.00 [8] (0:11.55)	0:36.45 [9] (0:11.31)	0:25.14 [8] (0:11.75)	0:13.39 [9] (0:13.39)	19.45L	0:36.45	+3	

Scratched: Andersen (#9), Zougo Boss (#4), Power Of Success (#10), Jediah (#1), Airswing (#8), Soul Pursuit (#13), Ready For The Trip (#14)

[] Ranking at each section and finish
 -:-:- No data available at this section
 NA No data available

SCN Saddle cloth number
 DNF Did not finish
 DNT Did not track



Horse/Jockey Name	Acappella Nova
Final Rank	1
Fastest Section Time (Section)	0:11.05 (400m)
Top Speed [km/h] (Section)	66.3 (400m)
Race State	Finished

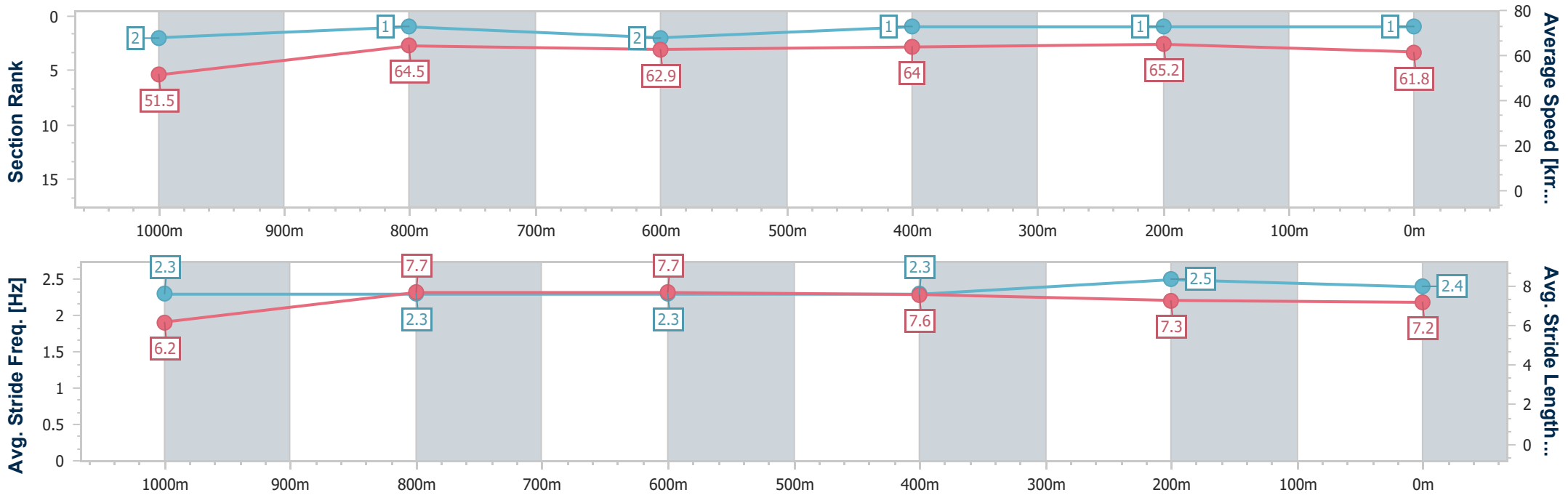


Eagle Farm QLD Professional
 Race 3: EVA AIR Maiden Plate - 1200m
 02 October 2024 - 15:28
 Track Rating: Good 4, Weather: Fine, Rail Position: +9m Entire



BRISBANE
RACING CLUB

Section	Overall	1000m	800m	600m	400m	200m
Section Times	1:10.64 [1] (0:14.05)	0:56.59 [2] (0:11.14)	0:45.45 [1] (0:11.48)	0:33.97 [2] (0:11.27)	0:22.70 [1] (0:11.05)	0:11.65 [1] (0:11.65)
Average Speed [km/h]	51.5	64.5	62.9	64.0	65.2	61.8
Top Speed [km/h]	65.9	65.5	64.3	65.5	66.3	64.5
Avg. Dist. to Rail [m]	4.4	0.7	0.2	0.8	2.1	1.1
Avg. Stride Freq. [Hz]	2.3	2.3	2.3	2.3	2.5	2.4
Avg. Stride Length [m]	6.2	7.7	7.7	7.6	7.3	7.2



- [] Ranking at each section and finish
- .-.- No data available at this section
- NA No data available



Horse/Jockey Name	Turn The Corner
Final Rank	2
Fastest Section Time (Section)	0:10.93 (400m)
Top Speed [km/h] (Section)	67.5 (400m)
Race State	Finished

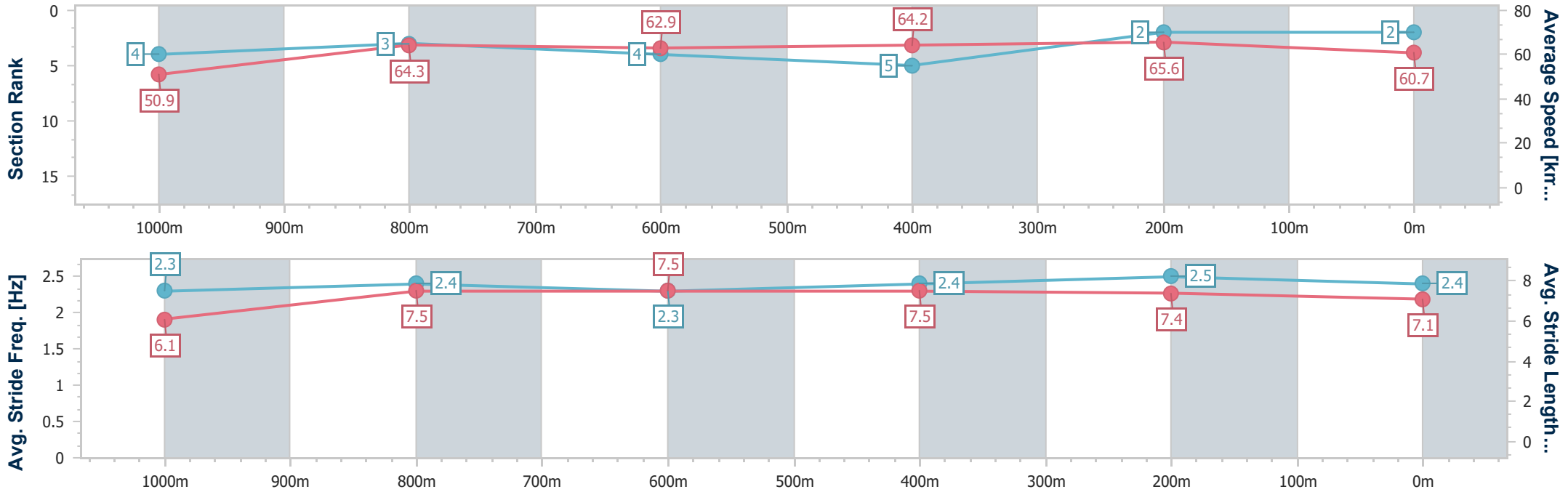


Eagle Farm QLD Professional
 Race 3: EVA AIR Maiden Plate - 1200m
 02 October 2024 - 15:28
 Track Rating: Good 4, Weather: Fine, Rail Position: +9m Entire



BRISBANE
RACING CLUB

Section	Overall	1000m	800m	600m	400m	200m
Section Times	1:11.05 [2] (0:14.17)	0:56.88 [4] (0:11.28)	0:45.60 [3] (0:11.46)	0:34.14 [4] (0:11.32)	0:22.82 [5] (0:10.93)	0:11.89 [2] (0:11.89)
Average Speed [km/h]	50.9	64.3	62.9	64.2	65.6	60.7
Top Speed [km/h]	64.7	65.0	63.9	66.1	67.5	63.9
Avg. Dist. to Rail [m]	1.2	1.3	0.7	1.3	5.2	3.1
Avg. Stride Freq. [Hz]	2.3	2.4	2.3	2.4	2.5	2.4
Avg. Stride Length [m]	6.1	7.5	7.5	7.5	7.4	7.1



- [] Ranking at each section and finish
- .-.- No data available at this section
- NA No data available



Horse/Jockey Name	Starsonus
Final Rank	3
Fastest Section Time (Section)	0:11.09 (400m)
Top Speed [km/h] (Section)	66.0 (400m)
Race State	Finished

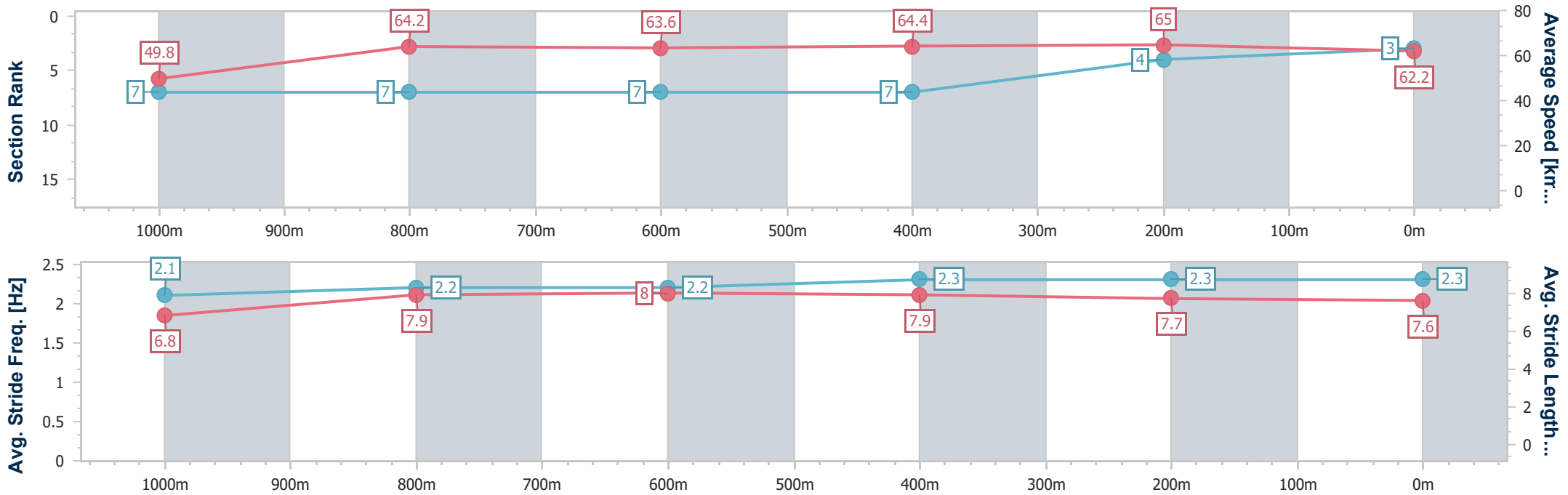


Eagle Farm QLD Professional
 Race 3: EVA AIR Maiden Plate - 1200m
 02 October 2024 - 15:28
 Track Rating: Good 4, Weather: Fine, Rail Position: +9m Entire



BRISBANE
RACING CLUB

Section	Overall	1000m	800m	600m	400m	200m
Section Times	1:11.11 [3] (0:14.47)	0:56.64 [7] (0:11.34)	0:45.30 [7] (0:11.42)	0:33.88 [7] (0:11.23)	0:22.65 [7] (0:11.09)	0:11.56 [4]
Average Speed [km/h]	49.8	64.2	63.6	64.4	65.0	62.2
Top Speed [km/h]	63.2	65.6	64.7	65.5	66.0	64.6
Avg. Dist. to Rail [m]	4.2	2.3	1.7	1.9	4.7	3.9
Avg. Stride Freq. [Hz]	2.1	2.2	2.2	2.3	2.3	2.3
Avg. Stride Length [m]	6.8	7.9	8.0	7.9	7.7	7.6



- [] Ranking at each section and finish
- .-.- No data available at this section
- NA No data available



Horse/Jockey Name	Morganite
Final Rank	4
Fastest Section Time (Section)	0:11.24 (400m)
Top Speed [km/h] (Section)	66.1 (400m)
Race State	Finished

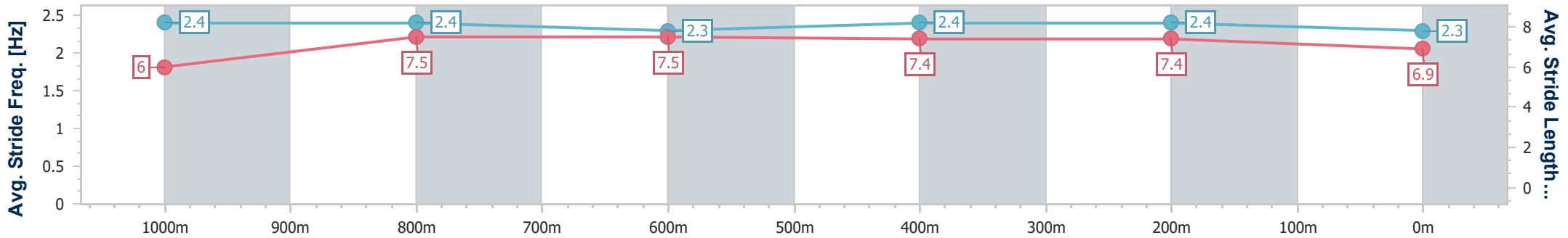
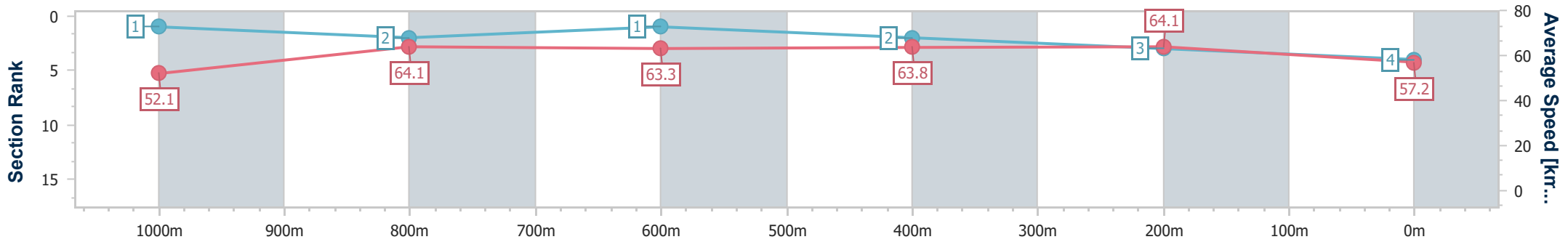


Eagle Farm QLD Professional
 Race 3: EVA AIR Maiden Plate - 1200m
 02 October 2024 - 15:28
 Track Rating: Good 4, Weather: Fine, Rail Position: +9m Entire



BRISBANE
RACING CLUB

Section	Overall	1000m	800m	600m	400m	200m
Section Times	1:11.78 [4] (0:13.93)	0:57.85 [1] (0:11.30)	0:46.55 [2] (0:11.41)	0:35.14 [1] (0:11.33)	0:23.81 [2] (0:11.24)	0:12.57 [3] (0:12.57)
Average Speed [km/h]	52.1	64.1	63.3	63.8	64.1	57.2
Top Speed [km/h]	64.9	65.0	64.1	66.0	66.1	61.6
Avg. Dist. to Rail [m]	6.1	1.8	0.5	0.9	3.0	1.9
Avg. Stride Freq. [Hz]	2.4	2.4	2.3	2.4	2.4	2.3
Avg. Stride Length [m]	6.0	7.5	7.5	7.4	7.4	6.9



- [] Ranking at each section and finish
- .-.- No data available at this section
- NA No data available



Horse/Jockey Name	Special Master
Final Rank	5
Fastest Section Time (Section)	0:11.27 (400m)
Top Speed [km/h] (Section)	65.6 (400m)
Race State	Finished



Eagle Farm QLD Professional

Race 3: EVA AIR Maiden Plate - 1200m

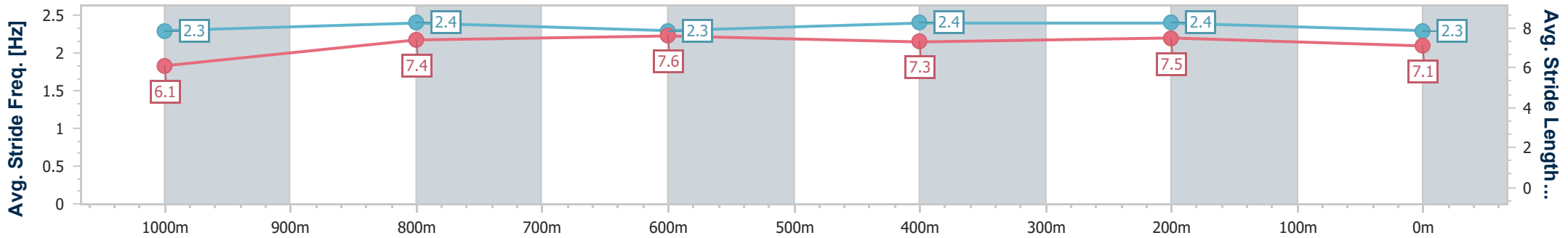
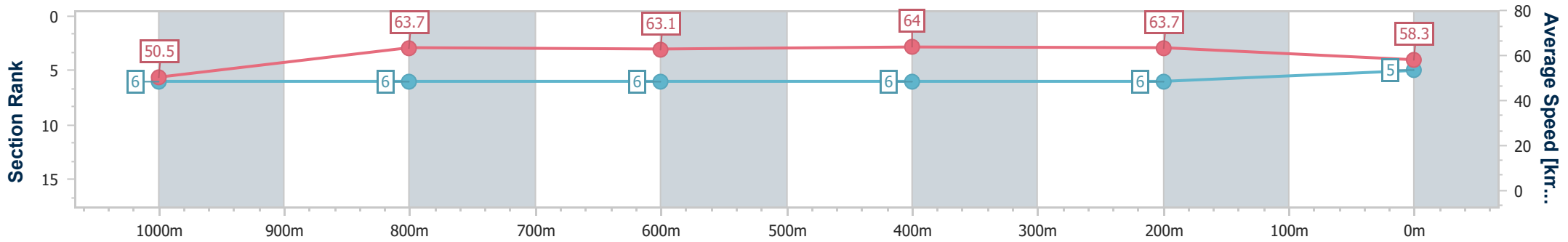
02 October 2024 - 15:28

Track Rating: Good 4, Weather: Fine, Rail Position: +9m Entire



BRISBANE RACING CLUB

Section	Overall	1000m	800m	600m	400m	200m
Section Times	1:12.07 [5] (0:14.32)	0:57.75 [6] (0:11.33)	0:46.42 [6] (0:11.48)	0:34.94 [6] (0:11.31)	0:23.63 [6] (0:11.27)	0:12.36 [6] (0:12.36)
Average Speed [km/h]	50.5	63.7	63.1	64.0	63.7	58.3
Top Speed [km/h]	64.0	64.7	64.4	65.1	65.6	61.6
Avg. Dist. to Rail [m]	2.8	0.7	0.8	1.0	4.3	4.4
Avg. Stride Freq. [Hz]	2.3	2.4	2.3	2.4	2.4	2.3
Avg. Stride Length [m]	6.1	7.4	7.6	7.3	7.5	7.1



- [] Ranking at each section and finish
- .-.- No data available at this section
- NA No data available



Horse/Jockey Name	Shaque D'amour
Final Rank	6
Fastest Section Time (Section)	0:11.16 (600m)
Top Speed [km/h] (Section)	66.5 (600m)
Race State	Finished

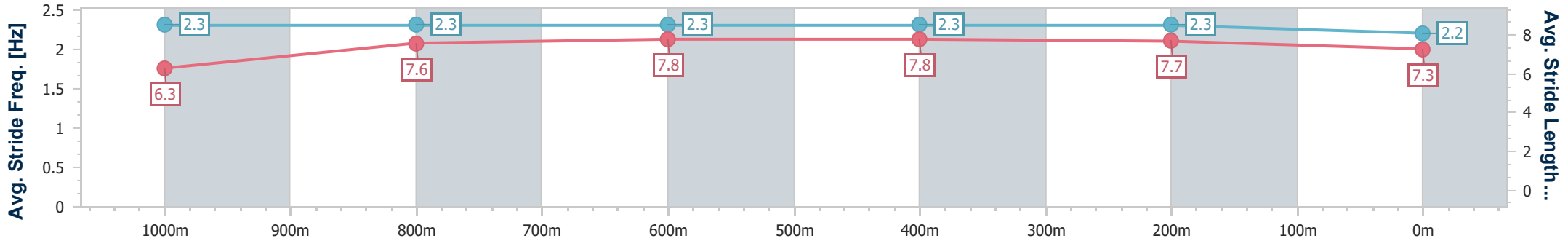
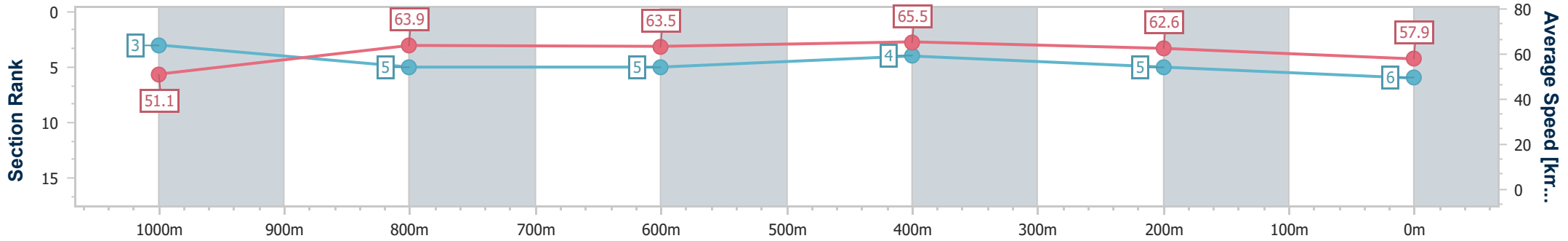


Eagle Farm QLD Professional
 Race 3: EVA AIR Maiden Plate - 1200m
 02 October 2024 - 15:28
 Track Rating: Good 4, Weather: Fine, Rail Position: +9m Entire



BRISBANE
RACING CLUB

Section	Overall	1000m	800m	600m	400m	200m
Section Times	1:12.11 [6] (0:14.13)	0:57.98 [3] (0:11.46)	0:46.52 [5] (0:11.45)	0:35.07 [5] (0:11.16)	0:23.91 [4] (0:11.47)	0:12.44 [5] (0:12.44)
Average Speed [km/h]	51.1	63.9	63.5	65.5	62.6	57.9
Top Speed [km/h]	63.9	64.8	64.9	66.5	65.2	60.4
Avg. Dist. to Rail [m]	2.4	3.5	2.3	3.0	6.1	3.9
Avg. Stride Freq. [Hz]	2.3	2.3	2.3	2.3	2.3	2.2
Avg. Stride Length [m]	6.3	7.6	7.8	7.8	7.7	7.3



- [] Ranking at each section and finish
- .-.- No data available at this section
- NA No data available



Horse/Jockey Name	Bajan Charm
Final Rank	7
Fastest Section Time (Section)	0:11.25 (1000m)
Top Speed [km/h] (Section)	66.8 (800m)
Race State	Finished

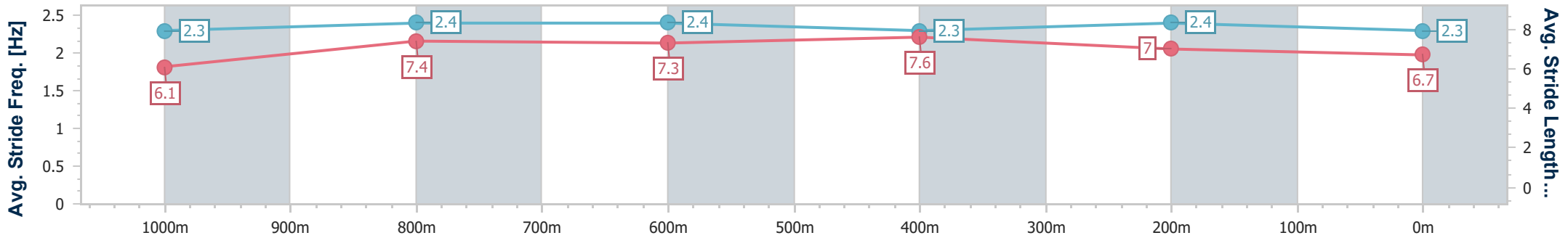
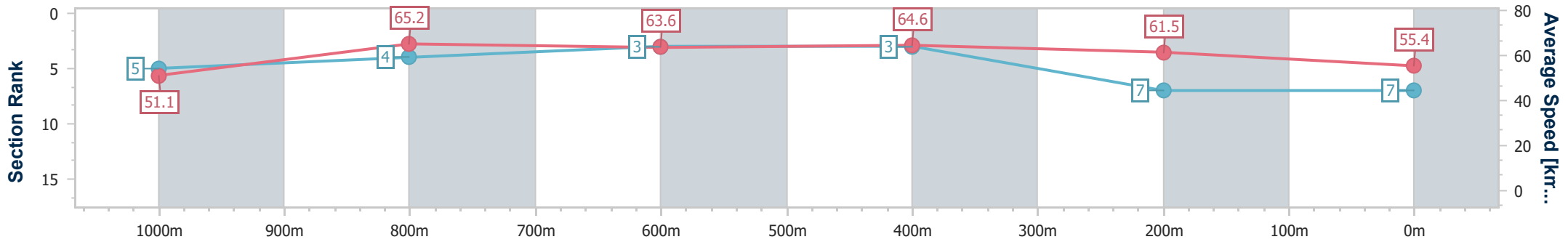


Eagle Farm QLD Professional
 Race 3: EVA AIR Maiden Plate - 1200m
 02 October 2024 - 15:28
 Track Rating: Good 4, Weather: Fine, Rail Position: +9m Entire



BRISBANE
RACING CLUB

Section	Overall	1000m	800m	600m	400m	200m
Section Times	1:12.87 [7] (0:14.20)	0:58.67 [5] (0:11.25)	0:47.42 [4] (0:11.44)	0:35.98 [3] (0:11.27)	0:24.71 [3] (0:11.70)	0:13.01 [7] (0:13.01)
Average Speed [km/h]	51.1	65.2	63.6	64.6	61.5	55.4
Top Speed [km/h]	64.8	66.5	66.8	64.7	64.2	58.7
Avg. Dist. to Rail [m]	7.5	3.7	3.0	1.5	4.1	0.8
Avg. Stride Freq. [Hz]	2.3	2.4	2.4	2.3	2.4	2.3
Avg. Stride Length [m]	6.1	7.4	7.3	7.6	7.0	6.7



- [] Ranking at each section and finish
- .-.- No data available at this section
- NA No data available



Horse/Jockey Name	Berajondo
Final Rank	8
Fastest Section Time (Section)	0:11.36 (600m)
Top Speed [km/h] (Section)	67.2 (400m)
Race State	Finished

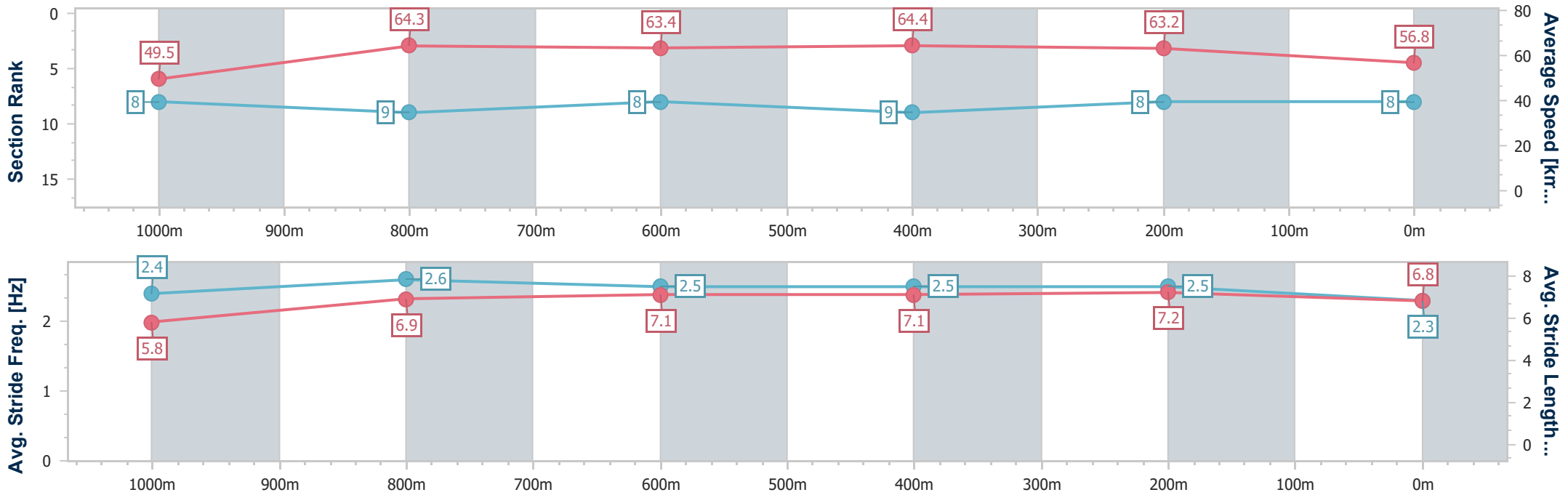


Eagle Farm QLD Professional
 Race 3: EVA AIR Maiden Plate - 1200m
 02 October 2024 - 15:28
 Track Rating: Good 4, Weather: Fine, Rail Position: +9m Entire



BRISBANE
RACING CLUB

Section	Overall	1000m	800m	600m	400m	200m
Section Times	1:12.89 [8] (0:14.59)	0:58.30 [8] (0:11.38)	0:46.92 [9] (0:11.49)	0:35.43 [8] (0:11.36)	0:24.07 [9] (0:11.37)	0:12.70 [8] (0:12.70)
Average Speed [km/h]	49.5	64.3	63.4	64.4	63.2	56.8
Top Speed [km/h]	63.1	66.9	65.5	65.0	67.2	59.6
Avg. Dist. to Rail [m]	5.9	3.3	2.4	3.3	4.7	1.7
Avg. Stride Freq. [Hz]	2.4	2.6	2.5	2.5	2.5	2.3
Avg. Stride Length [m]	5.8	6.9	7.1	7.1	7.2	6.8



- [] Ranking at each section and finish
- .-.- No data available at this section
- NA No data available



Horse/Jockey Name	Rancour
Final Rank	9
Fastest Section Time (Section)	0:11.23 (1000m)
Top Speed [km/h] (Section)	66.1 (600m)
Race State	Finished

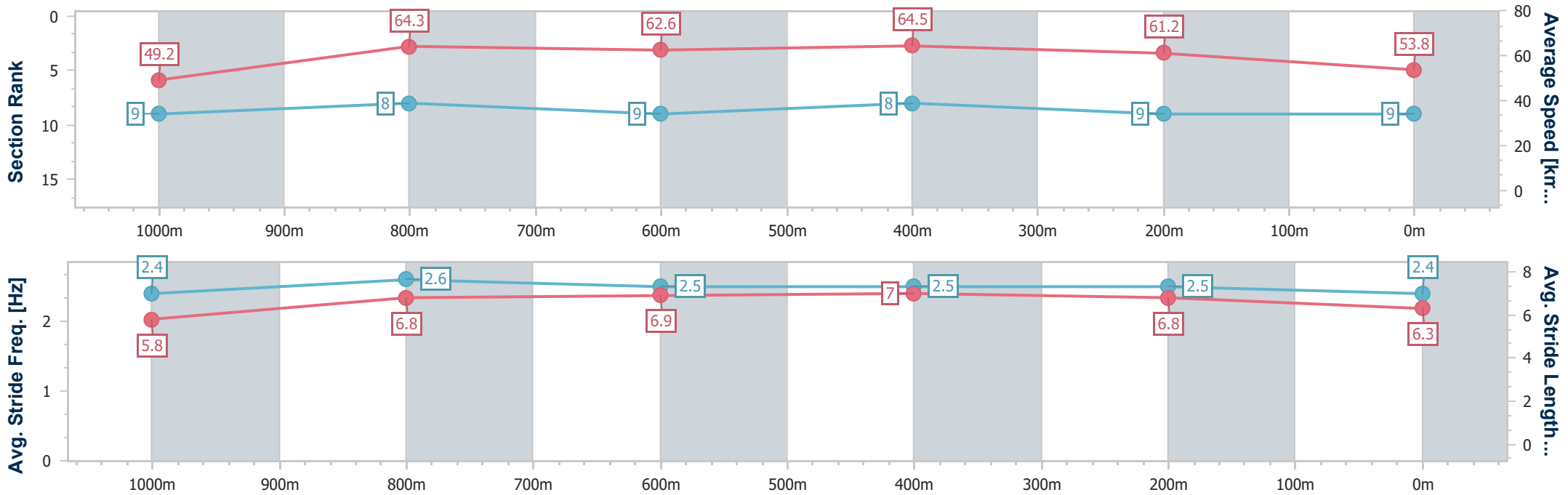


Eagle Farm QLD Professional
 Race 3: EVA AIR Maiden Plate - 1200m
 02 October 2024 - 15:28
 Track Rating: Good 4, Weather: Fine, Rail Position: +9m Entire



BRISBANE
RACING CLUB

Section	Overall	1000m	800m	600m	400m	200m
Section Times	1:13.94 [9] (0:14.71)	0:59.23 [9] (0:11.23)	0:48.00 [8] (0:11.55)	0:36.45 [9] (0:11.31)	0:25.14 [8] (0:11.75)	0:13.39 [9] (0:13.39)
Average Speed [km/h]	49.2	64.3	62.6	64.5	61.2	53.8
Top Speed [km/h]	63.3	65.5	65.2	66.1	64.6	58.3
Avg. Dist. to Rail [m]	3.2	0.7	0.9	2.8	3.3	2.2
Avg. Stride Freq. [Hz]	2.4	2.6	2.5	2.5	2.5	2.4
Avg. Stride Length [m]	5.8	6.8	6.9	7.0	6.8	6.3



- [] Ranking at each section and finish
- .-.- No data available at this section
- NA No data available