



Ipswich QLD Professional
Race 8: TIACS RACEDAY 18 OCT ON SALE RATINGS BAND 0 - 58
Handicap - 2190m
03 October 2024 - 17:06



Track Rating: Soft 5, Weather: Overcast, Rail Position: +7m Entire

Section		Field Times												
Overall	2000m	1800m	1600m	1400m	1200m	1000m	Last 600m							
2:18.18 (0:13.94)	2:04.24 (0:11.37)	1:52.87 (0:12.15)	1:40.72 (0:12.97)	1:27.75 (0:13.17)	1:14.58 (0:12.58)	1:02.00 (0:12.64)	0:36.73							
Rank	TAB	Horse/Jockey	Barrier	Top Speed [km/h]	Fastest Section								Distance Travelled [m]	
1	2	SIR LEONIDAS Rob Thorburn	12	64.4	0:11.44	2:18.18 [1] (0:15.10)	2:03.08 [12] (0:11.44)	1:51.64 [11] (0:12.23)	1:39.41 [11] (0:12.36)	1:27.05 [6] (0:12.50)	1:14.55 [3] (0:12.55)	1:02.00 [1] (0:12.64)	0:36.67	
2	9	DESHORENTE Kyle Wilson-Taylor	10	69.1	0:11.30	2:18.55 [2] (0:14.12)	2:04.43 [3] (0:11.30)	1:53.13 [2] (0:12.10)	1:41.03 [2] (0:12.92)	1:28.11 [2] (0:13.18)	1:14.93 [2] (0:12.76)	1:02.17 [4] (0:12.79)	0:36.87	-3
3	10	LINDA'S MAGIC Melea Castle	2	63.9	0:11.37	2:18.70 [3] (0:13.94)	2:04.76 [1] (0:11.37)	1:53.39 [1] (0:12.15)	1:41.24 [1] (0:12.97)	1:28.27 [1] (0:13.17)	1:15.10 [1] (0:12.77)	1:02.33 [2] (0:12.79)	0:37.25	-8
4	1	KENSHIN MARU Boris Thornton	6	64.0	0:11.34	2:18.95 [4] (0:14.27)	2:04.68 [5] (0:11.34)	1:53.34 [4] (0:12.22)	1:41.12 [4] (0:13.03)	1:28.09 [4] (0:13.22)	1:14.87 [6] (0:12.98)	1:01.89 [6] (0:12.80)	0:36.80	+1
5	5	RADEGAST Samantha Collett	1	63.2	0:11.64	2:18.97 [5] (0:14.11)	2:04.86 [2] (0:11.64)	1:53.22 [6] (0:12.35)	1:40.87 [5] (0:13.03)	1:27.84 [6] (0:13.16)	1:14.68 [7] (0:12.89)	1:01.79 [7] (0:12.81)	0:36.63	-8
6	4	ANOTHER DAZZLER Justin Stanley	7	63.0	0:11.59	2:19.05 [6] (0:14.76)	2:04.29 [10] (0:11.59)	1:52.70 [9] (0:12.33)	1:40.37 [9] (0:12.96)	1:27.41 [10] (0:13.24)	1:14.17 [10] (0:12.93)	1:01.24 [10] (0:12.43)	0:36.50	-7
6	8	WHYTEEPEE Nozi Tomizawa	4	64.0	0:11.56	2:19.05 [6] (0:14.53)	2:04.52 [8] (0:11.56)	1:52.96 [7] (0:12.23)	1:40.73 [7] (0:12.99)	1:27.74 [8] (0:12.75)	1:14.99 [5] (0:12.31)	1:02.68 [3] (0:12.66)	0:37.39	+0
8	11	COME ON EILEEN Jace McMurray	8	64.4	0:11.65	2:19.35 [8] (0:14.48)	2:04.87 [7] (0:11.65)	1:53.22 [8] (0:12.55)	1:40.67 [10] (0:13.02)	1:27.65 [11] (0:13.26)	1:14.39 [11] (0:13.02)	1:01.37 [12] (0:12.65)	0:36.51	-1
9	7	BACKLIT BEAUTY Karl Zechner	3	63.5	0:11.46	2:19.40 [9] (0:14.23)	2:05.17 [4] (0:11.46)	1:53.71 [5] (0:12.41)	1:41.30 [6] (0:13.00)	1:28.30 [5] (0:13.22)	1:15.08 [8] (0:13.02)	1:02.06 [8] (0:12.58)	0:37.26	+2
10	12	DUCHESS BREE Georgina Cartwright	9	63.0	0:11.54	2:19.67 [10] (0:15.07)	2:04.60 [11] (0:11.54)	1:53.06 [12] (0:12.32)	1:40.74 [12] (0:12.94)	1:27.80 [12] (0:13.16)	1:14.64 [12] (0:12.85)	1:01.79 [11] (0:12.57)	0:36.91	+0

Scratched: Chief Command (#14), Jumeirah Triangle (#19), Brief Sojourn (#17), Says Who (#18), Matsuyama (#15), Force Me (#16), Ready To Thunder (#13)

[] Ranking at each section and finish
 -:-:- No data available at this section
 NA No data available
 SCN Saddle cloth number
 DNF Did not finish
 DNT Did not track



Ipswich QLD Professional
Race 8: TIACS RACEDAY 18 OCT ON SALE RATINGS BAND 0 - 58
Handicap - 2190m
03 October 2024 - 17:06



Track Rating: Soft 5, Weather: Overcast, Rail Position: +7m Entire

Section	Overall	2000m	1800m	1600m	1400m	1200m	1000m	Last 600m
Field Times	2:18.18 (0:13.94)	2:04.24 (0:11.37)	1:52.87 (0:12.15)	1:40.72 (0:12.97)	1:27.75 (0:13.17)	1:14.58 (0:12.58)	1:02.00 (0:12.64)	0:36.73

Rank	TAB	Horse/Jockey	Barrier	Top Speed [km/h]	Fastest Section	Overall	2000m	1800m	1600m	1400m	1200m	1000m	Last 600m	Distance Travelled [m]
11	6	SUPER FENKEL Jai Williams	5	62.4 2000m	0:11.80 2000m	2:19.98 [11] (0:14.58)	2:05.40 [9] (0:11.80)	1:53.60 [10] (0:12.29)	1:41.31 [8] (0:12.91)	1:28.40 [9] (0:13.07)	1:15.33 [9] (0:12.99)	1:02.34 [9] (0:12.62)	0:37.40	+0
12	3	SUBAQUA Micheal Hellyer	11	65.2 2000m	0:11.25 2000m	2:24.97 [12] (0:14.28)	2:10.69 [6] (0:11.25)	1:59.44 [3] (0:12.15)	1:47.29 [3] (0:12.94)	1:34.35 [3] (0:13.26)	1:21.09 [4] (0:12.87)	1:08.22 [5] (0:12.85)	0:42.92	+2

Scratched: Chief Command (#14), Jumeirah Triangle (#19), Brief Sojourn (#17), Says Who (#18), Matsuyama (#15), Force Me (#16), Ready To Thunder (#13)

[] Ranking at each section and finish
 -:-:-:- No data available at this section
 NA No data available

SCN Saddle cloth number
 DNF Did not finish
 DNT Did not track

Track Rating: Soft 5, Weather: Overcast, Rail Position: +7m Entire

Section										Last 600m	
Field Times				800m	600m	400m	200m			0:36.73	
				0:49.36 (0:12.63)	0:36.73 (0:12.16)	0:24.57 (0:12.22)	0:12.35 (0:12.35)				
Rank	TAB	Horse/Jockey	Barrier	Top Speed [km/h]	Fastest Section					Margin	Distance Travelled [m]
1	2	SIR LEONIDAS	12	64.4	0:11.44	0:49.36 [1]	0:36.67 [2]	0:24.57 [1]	0:12.35 [1]	2:18.18	0:36.67
		Rob Thorburn		2000m	2000m	(0:12.69)	(0:12.10)	(0:12.22)	(0:12.35)		
2	9	DESHORENTE	10	69.1	0:11.30	0:49.38 [4]	0:36.87 [4]	0:24.81 [3]	0:12.43 [3]	2.16L	0:36.87 -3
		Kyle Wilson-Taylor		2000m	2000m	(0:12.51)	(0:12.06)	(0:12.38)	(0:12.43)		
3	10	LINDA'S MAGIC	2	63.9	0:11.37	0:49.54 [3]	0:37.25 [1]	0:25.04 [2]	0:12.68 [2]	3.04L	0:37.25 -8
		Melea Castle		2000m	2000m	(0:12.29)	(0:12.21)	(0:12.36)	(0:12.68)		
4	1	KENSHIN MARU	6	64.0	0:11.34	0:49.09 [6]	0:36.80 [7]	0:24.57 [6]	0:12.39 [5]	4.54L	0:36.80 +1
		Boris Thornton		2000m	2000m	(0:12.29)	(0:12.23)	(0:12.18)	(0:12.39)		
5	5	RADEGAST	1	63.2	0:11.64	0:48.98 [8]	0:36.63 [8]	0:24.27 [10]	0:12.13 [7]	4.64L	0:36.63 -8
		Samantha Collett		Overall	2000m	(0:12.35)	(0:12.36)	(0:12.14)	(0:12.13)		
6	4	ANOTHER DAZZLER	7	63.0	0:11.59	0:48.81 [9]	0:36.50 [9]	0:24.37 [8]	0:12.21 [8]	5.14L	0:36.50 -7
		Justin Stanley		2000m	2000m	(0:12.31)	(0:12.13)	(0:12.16)	(0:12.21)		
6	8	WHYTEEPEE	4	64.0	0:11.56	0:50.02 [2]	0:37.39 [3]	0:25.13 [4]	0:12.64 [4]	5.14L	0:37.39 +0
		Nozi Tomizawa		2000m	2000m	(0:12.63)	(0:12.26)	(0:12.49)	(0:12.64)		
8	11	COME ON EILEEN	8	64.4	0:11.65	0:48.72 [12]	0:36.51 [12]	0:24.52 [11]	0:12.31 [11]	6.91L	0:36.51 -1
		Jace McMurray		2000m	2000m	(0:12.21)	(0:11.99)	(0:12.21)	(0:12.31)		
9	7	BACKLIT BEAUTY	3	63.5	0:11.46	0:49.48 [7]	0:37.26 [6]	0:25.03 [5]	0:12.57 [6]	7.17L	0:37.26 +2
		Karl Zechner		2000m	2000m	(0:12.22)	(0:12.23)	(0:12.46)	(0:12.57)		
10	12	DUCHESS BREE	9	63.0	0:11.54	0:49.22 [11]	0:36.91 [11]	0:24.81 [12]	0:12.77 [9]	8.77L	0:36.91 +0
		Georgina Cartwright		2000m	2000m	(0:12.31)	(0:12.10)	(0:12.04)	(0:12.77)		

Scratched: Chief Command (#14), Jumeirah Triangle (#19), Brief Sojourn (#17), Says Who (#18), Matsuyama (#15), Force Me (#16), Ready To Thunder (#13)



Ipswich QLD Professional
 Race 8: TIACS RACEDAY 18 OCT ON SALE RATINGS BAND 0 - 58
 Handicap - 2190m
 03 October 2024 - 17:06



Track Rating: Soft 5, Weather: Overcast, Rail Position: +7m Entire

Section									Last 600m			
Field Times					800m	600m	400m	200m	0:36.73			
Rank	TAB	Horse/Jockey	Barrier	Top Speed [km/h]	Fastest Section	Margin				Distance Travelled [m]		
11	6	SUPER FENKEL	5	62.4	0:11.80	0:49.72 [10]	0:37.40 [10]	0:25.29 [9]	0:12.96 [10]	10.61L	0:37.40	+0
		Jai Williams		2000m	2000m	(0:12.32)	(0:12.11)	(0:12.33)	(0:12.96)			
12	3	SUBAQUA	11	65.2	0:11.25	0:55.37 [5]	0:42.92 [5]	0:30.57 [7]	0:16.99 [12]	39.94L	0:42.92	+2
		Micheal Hellyer		2000m	2000m	(0:12.45)	(0:12.35)	(0:13.58)	(0:16.99)			

Scratched: Chief Command (#14), Jumeirah Triangle (#19), Brief Sojourn (#17), Says Who (#18), Matsuyama (#15), Force Me (#16), Ready To Thunder (#13)

[] Ranking at each section and finish
 -:-:-:- No data available at this section
 NA No data available

SCN Saddle cloth number
 DNF Did not finish
 DNT Did not track



Horse/Jockey Name	Sir Leonidas
Final Rank	1
Fastest Section Time (Section)	0:11.44 (2000m)
Top Speed [km/h] (Section)	64.4 (2000m)
Race State	Finished



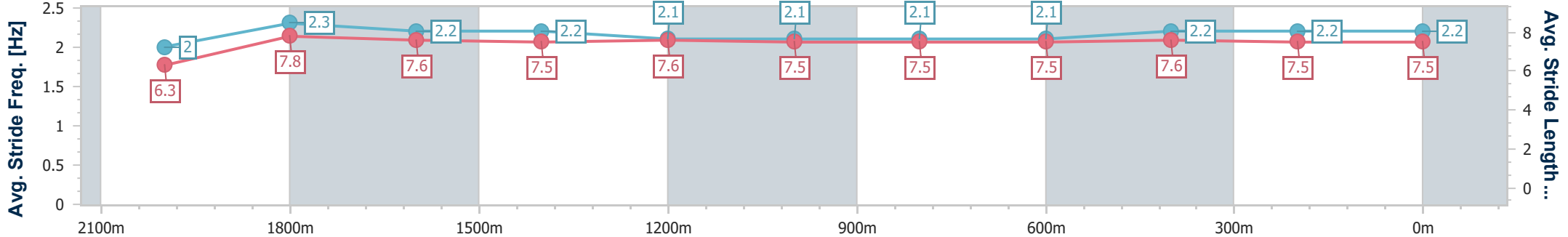
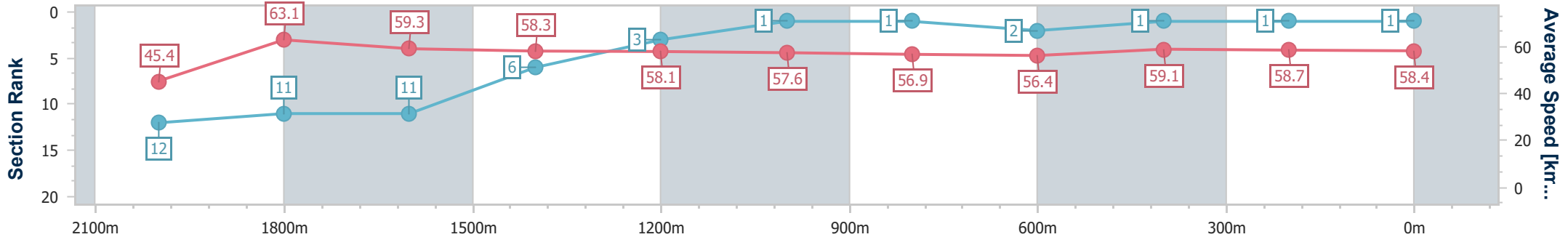
Ipswich QLD Professional
 Race 8: TIACS RACEDAY 18 OCT ON SALE RATINGS BAND 0 -
 58 Handicap - 2190m



03 October 2024 - 17:06

Track Rating: Soft 5, Weather: Overcast, Rail Position: +7m Entire

Section	Overall	2000m	1800m	1600m	1400m	1200m	1000m	800m	600m	400m	200m
Section Times	2:18.18 [1] (0:15.10)	2:03.08 [12] (0:11.44)	1:51.64 [11] (0:12.23)	1:39.41 [11] (0:12.36)	1:27.05 [6] (0:12.50)	1:14.55 [3] (0:12.55)	1:02.00 [1] (0:12.64)	0:49.36 [1] (0:12.69)	0:36.67 [2] (0:12.10)	0:24.57 [1] (0:12.22)	0:12.35 [1] (0:12.35)
Average Speed [km/h]	45.4	63.1	59.3	58.3	58.1	57.6	56.9	56.4	59.1	58.7	58.4
Top Speed [km/h]	61.4	64.4	60.9	58.7	59.0	58.8	57.2	57.9	59.5	59.3	58.8
Avg. Dist. to Rail [m]	7.4	0.3	0.8	1.8	1.8	0.8	0.2	0.7	1.4	1.3	1.3
Avg. Stride Freq. [Hz]	2.0	2.3	2.2	2.2	2.1	2.1	2.1	2.1	2.2	2.2	2.2
Avg. Stride Length [m]	6.3	7.8	7.6	7.5	7.6	7.5	7.5	7.5	7.6	7.5	7.5



- [] Ranking at each section and finish
- .-.- No data available at this section
- NA No data available



Horse/Jockey Name	Deshorente
Final Rank	2
Fastest Section Time (Section)	0:11.30 (2000m)
Top Speed [km/h] (Section)	69.1 (2000m)
Race State	Finished



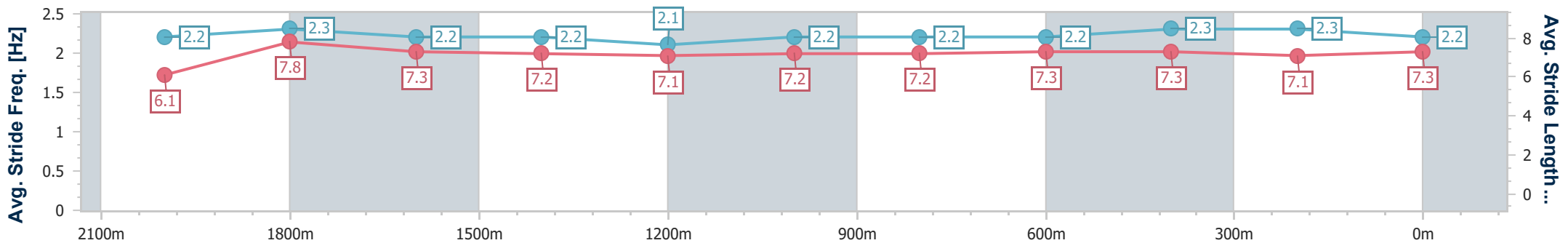
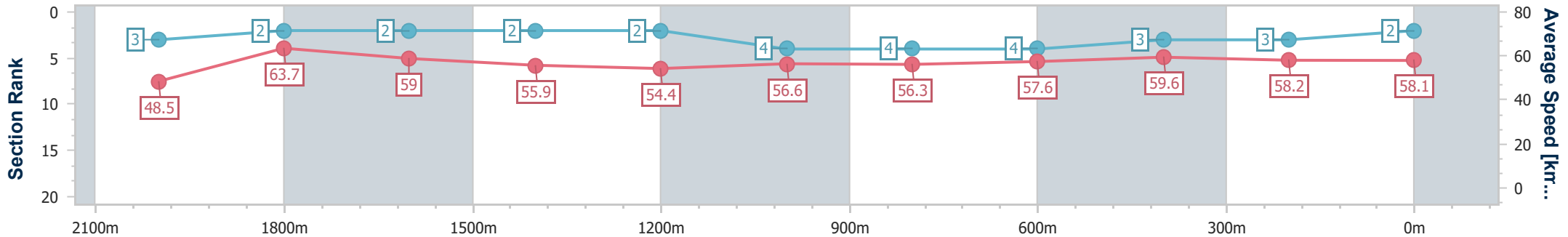
Ipswich QLD Professional
 Race 8: TIACS RACEDAY 18 OCT ON SALE RATINGS BAND 0 -
 58 Handicap - 2190m



03 October 2024 - 17:06

Track Rating: Soft 5, Weather: Overcast, Rail Position: +7m Entire

Section	Overall	2000m	1800m	1600m	1400m	1200m	1000m	800m	600m	400m	200m
Section Times	2:18.55 [2] (0:14.12)	2:04.43 [3] (0:11.30)	1:53.13 [2] (0:12.10)	1:41.03 [2] (0:12.92)	1:28.11 [2] (0:13.18)	1:14.93 [2] (0:12.76)	1:02.17 [4] (0:12.79)	0:49.38 [4] (0:12.51)	0:36.87 [4] (0:12.06)	0:24.81 [3] (0:12.38)	0:12.43 [3] (0:12.43)
Average Speed [km/h]	48.5	63.7	59.0	55.9	54.4	56.6	56.3	57.6	59.6	58.2	58.1
Top Speed [km/h]	62.5	69.1	61.4	58.2	56.2	57.3	57.8	59.5	60.4	58.8	58.8
Avg. Dist. to Rail [m]	6.1	0.4	1.0	0.7	0.3	0.2	0.1	0.6	0.6	0.5	0.7
Avg. Stride Freq. [Hz]	2.2	2.3	2.2	2.2	2.1	2.2	2.2	2.2	2.2	2.3	2.2
Avg. Stride Length [m]	6.1	7.8	7.3	7.2	7.1	7.2	7.2	7.3	7.3	7.1	7.3



- [] Ranking at each section and finish
- .-.- No data available at this section
- NA No data available



Horse/Jockey Name	Linda's Magic
Final Rank	3
Fastest Section Time (Section)	0:11.37 (2000m)
Top Speed [km/h] (Section)	63.9 (2000m)
Race State	Finished



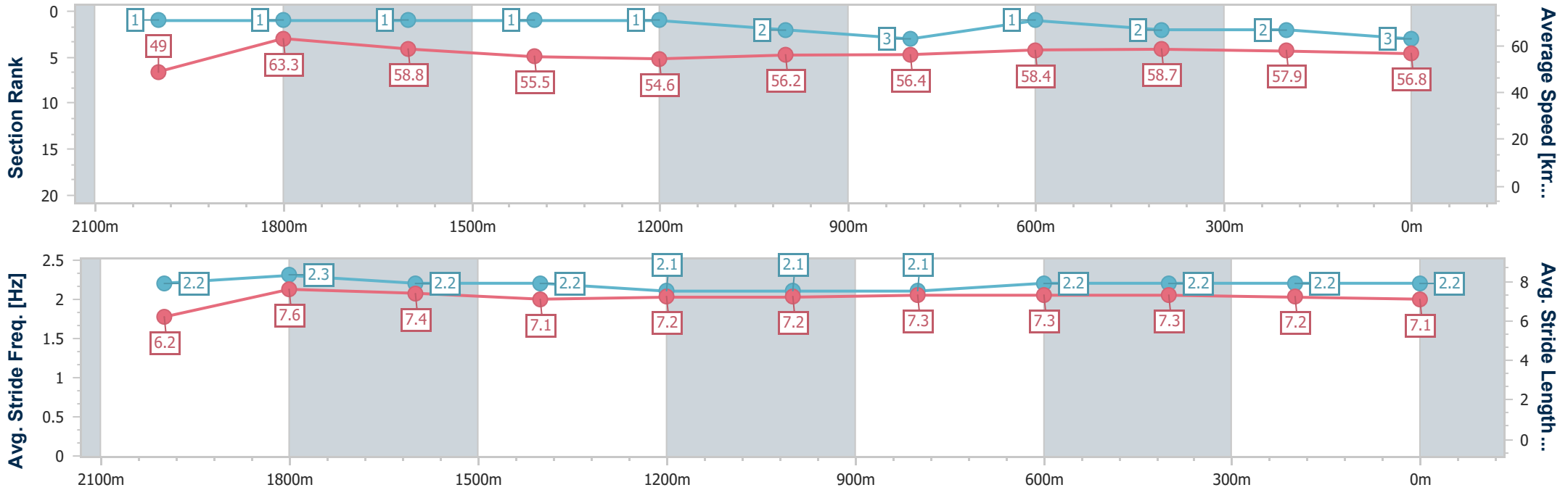
Ipswich QLD Professional
 Race 8: TIACS RACEDAY 18 OCT ON SALE RATINGS BAND 0 -
 58 Handicap - 2190m



03 October 2024 - 17:06

Track Rating: Soft 5, Weather: Overcast, Rail Position: +7m Entire

Section	Overall	2000m	1800m	1600m	1400m	1200m	1000m	800m	600m	400m	200m
Section Times	2:18.70 [3] (0:13.94)	2:04.76 [1] (0:11.37)	1:53.39 [1] (0:12.15)	1:41.24 [1] (0:12.97)	1:28.27 [1] (0:13.17)	1:15.10 [1] (0:12.77)	1:02.33 [2] (0:12.79)	0:49.54 [3] (0:12.29)	0:37.25 [1] (0:12.21)	0:25.04 [2] (0:12.36)	0:12.68 [2] (0:12.68)
Average Speed [km/h]	49.0	63.3	58.8	55.5	54.6	56.2	56.4	58.4	58.7	57.9	56.8
Top Speed [km/h]	63.2	63.9	61.2	57.9	56.3	56.7	56.9	58.8	59.2	58.5	58.2
Avg. Dist. to Rail [m]	5.0	0.6	1.2	0.5	0.6	0.2	0.3	0.9	1.2	0.8	1.2
Avg. Stride Freq. [Hz]	2.2	2.3	2.2	2.2	2.1	2.1	2.1	2.2	2.2	2.2	2.2
Avg. Stride Length [m]	6.2	7.6	7.4	7.1	7.2	7.2	7.3	7.3	7.3	7.2	7.1



- [] Ranking at each section and finish
- .-.- No data available at this section
- NA No data available



Horse/Jockey Name	Kenshin Maru
Final Rank	4
Fastest Section Time (Section)	0:11.34 (2000m)
Top Speed [km/h] (Section)	64.0 (2000m)
Race State	Finished



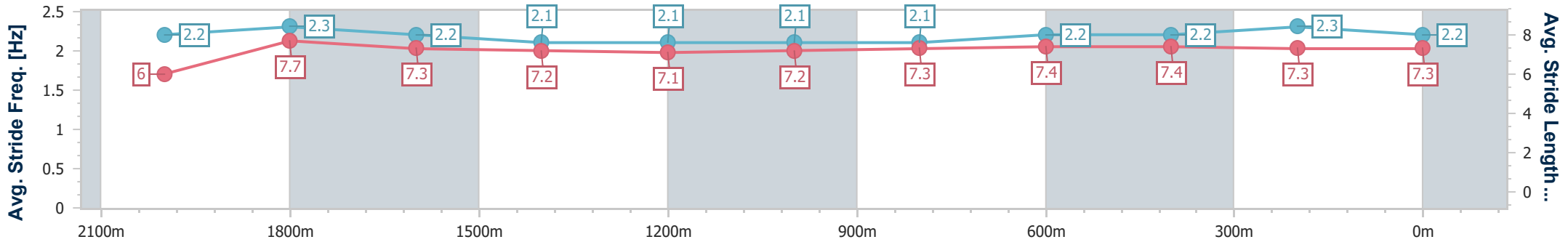
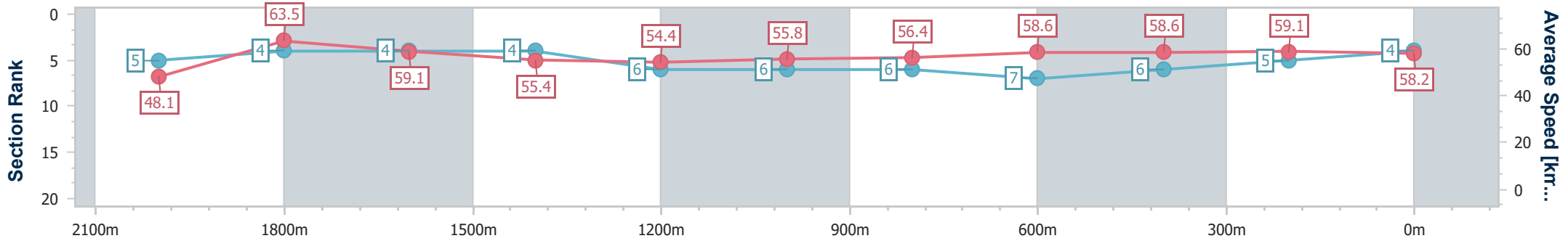
Ipswich QLD Professional
 Race 8: TIACS RACEDAY 18 OCT ON SALE RATINGS BAND 0 -
 58 Handicap - 2190m



03 October 2024 - 17:06

Track Rating: Soft 5, Weather: Overcast, Rail Position: +7m Entire

Section	Overall	2000m	1800m	1600m	1400m	1200m	1000m	800m	600m	400m	200m
Section Times	2:18.95 [4] (0:14.27)	2:04.68 [5] (0:11.34)	1:53.34 [4] (0:12.22)	1:41.12 [4] (0:13.03)	1:28.09 [4] (0:13.22)	1:14.87 [6] (0:12.98)	1:01.89 [6] (0:12.80)	0:49.09 [6] (0:12.29)	0:36.80 [7] (0:12.23)	0:24.57 [6] (0:12.18)	0:12.39 [5] (0:12.39)
Average Speed [km/h]	48.1	63.5	59.1	55.4	54.4	55.8	56.4	58.6	58.6	59.1	58.2
Top Speed [km/h]	63.9	64.0	62.1	56.9	56.7	56.7	58.1	59.5	59.5	59.7	59.0
Avg. Dist. to Rail [m]	3.3	0.8	0.7	0.5	0.4	1.3	1.0	0.3	0.5	0.6	0.7
Avg. Stride Freq. [Hz]	2.2	2.3	2.2	2.1	2.1	2.1	2.1	2.2	2.2	2.3	2.2
Avg. Stride Length [m]	6.0	7.7	7.3	7.2	7.1	7.2	7.3	7.4	7.4	7.3	7.3



- [] Ranking at each section and finish
- .-.- No data available at this section
- NA No data available



Horse/Jockey Name	Radegast
Final Rank	5
Fastest Section Time (Section)	0:11.64 (2000m)
Top Speed [km/h] (Section)	63.2 (Overall)
Race State	Finished



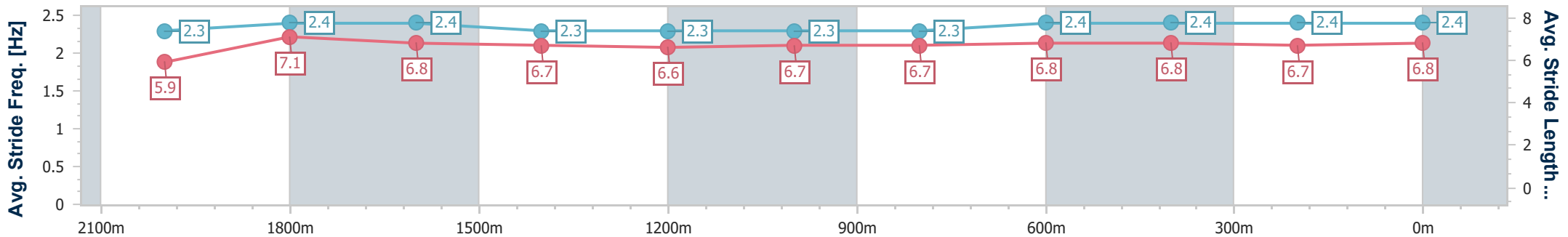
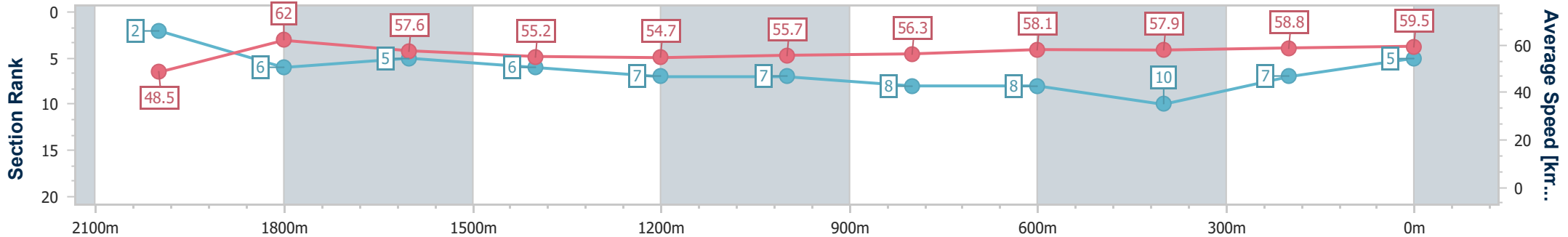
Ipswich QLD Professional
 Race 8: TIACS RACEDAY 18 OCT ON SALE RATINGS BAND 0 -
 58 Handicap - 2190m



03 October 2024 - 17:06

Track Rating: Soft 5, Weather: Overcast, Rail Position: +7m Entire

Section	Overall	2000m	1800m	1600m	1400m	1200m	1000m	800m	600m	400m	200m
Section Times	2:18.97 [5] (0:14.11)	2:04.86 [2] (0:11.64)	1:53.22 [6] (0:12.35)	1:40.87 [5] (0:13.03)	1:27.84 [6] (0:13.16)	1:14.68 [7] (0:12.89)	1:01.79 [7] (0:12.81)	0:48.98 [8] (0:12.35)	0:36.63 [8] (0:12.36)	0:24.27 [10] (0:12.14)	0:12.13 [7] (0:12.13)
Average Speed [km/h]	48.5	62.0	57.6	55.2	54.7	55.7	56.3	58.1	57.9	58.8	59.5
Top Speed [km/h]	63.2	63.1	60.6	58.0	56.2	56.8	57.5	59.3	59.4	60.4	60.1
Avg. Dist. to Rail [m]	0.8	1.4	1.3	0.6	0.5	0.2	0.3	0.9	1.4	1.4	1.0
Avg. Stride Freq. [Hz]	2.3	2.4	2.4	2.3	2.3	2.3	2.3	2.4	2.4	2.4	2.4
Avg. Stride Length [m]	5.9	7.1	6.8	6.7	6.6	6.7	6.7	6.8	6.8	6.7	6.8



- [] Ranking at each section and finish
- .-.- No data available at this section
- NA No data available



Horse/Jockey Name	Another Dazzler
Final Rank	6
Fastest Section Time (Section)	0:11.59 (2000m)
Top Speed [km/h] (Section)	63.0 (2000m)
Race State	Finished



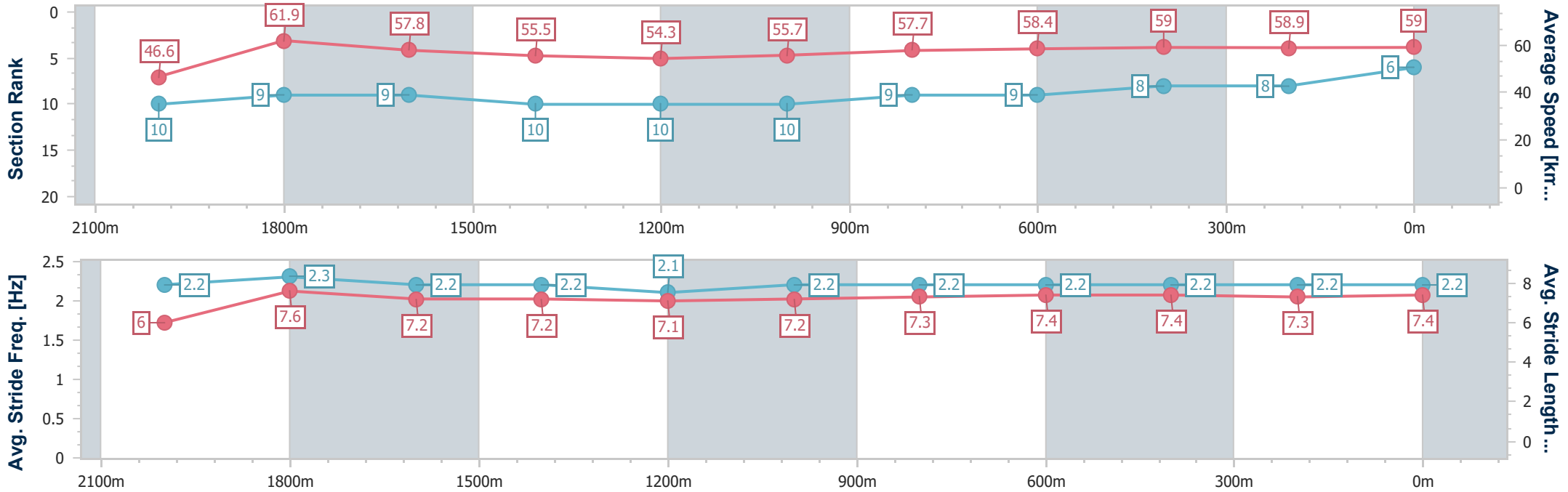
Ipswich QLD Professional
 Race 8: TIACS RACEDAY 18 OCT ON SALE RATINGS BAND 0 -
 58 Handicap - 2190m



03 October 2024 - 17:06

Track Rating: Soft 5, Weather: Overcast, Rail Position: +7m Entire

Section	Overall	2000m	1800m	1600m	1400m	1200m	1000m	800m	600m	400m	200m
Section Times	2:19.05 [6] (0:14.76)	2:04.29 [10] (0:11.59)	1:52.70 [9] (0:12.33)	1:40.37 [9] (0:12.96)	1:27.41 [10] (0:13.24)	1:14.17 [10] (0:12.93)	1:01.24 [10] (0:12.43)	0:48.81 [9] (0:12.31)	0:36.50 [9] (0:12.13)	0:24.37 [8] (0:12.16)	0:12.21 [8] (0:12.21)
Average Speed [km/h]	46.6	61.9	57.8	55.5	54.3	55.7	57.7	58.4	59.0	58.9	59.0
Top Speed [km/h]	61.9	63.0	60.5	56.5	56.8	57.2	58.6	59.2	60.1	60.0	60.0
Avg. Dist. to Rail [m]	3.7	1.3	1.3	0.6	0.4	0.3	0.3	0.8	0.8	0.8	2.6
Avg. Stride Freq. [Hz]	2.2	2.3	2.2	2.2	2.1	2.2	2.2	2.2	2.2	2.2	2.2
Avg. Stride Length [m]	6.0	7.6	7.2	7.2	7.1	7.2	7.3	7.4	7.4	7.3	7.4



- [] Ranking at each section and finish
- .-.- No data available at this section
- NA No data available



Horse/Jockey Name	Whyteepee
Final Rank	6
Fastest Section Time (Section)	0:11.56 (2000m)
Top Speed [km/h] (Section)	64.0 (2000m)
Race State	Finished



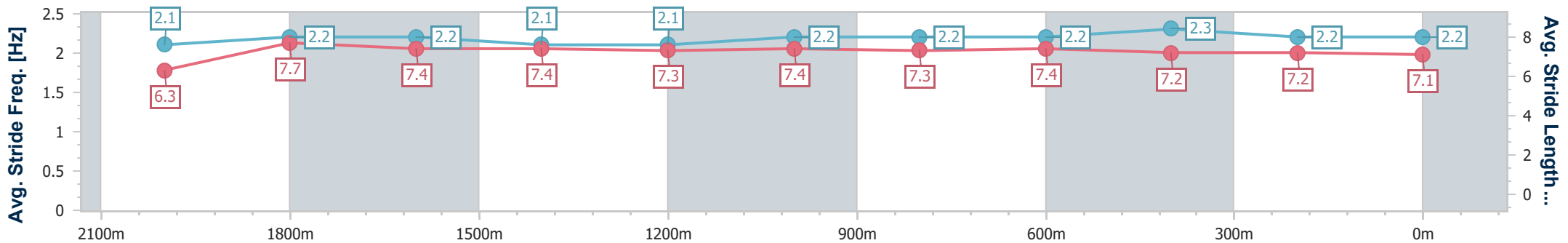
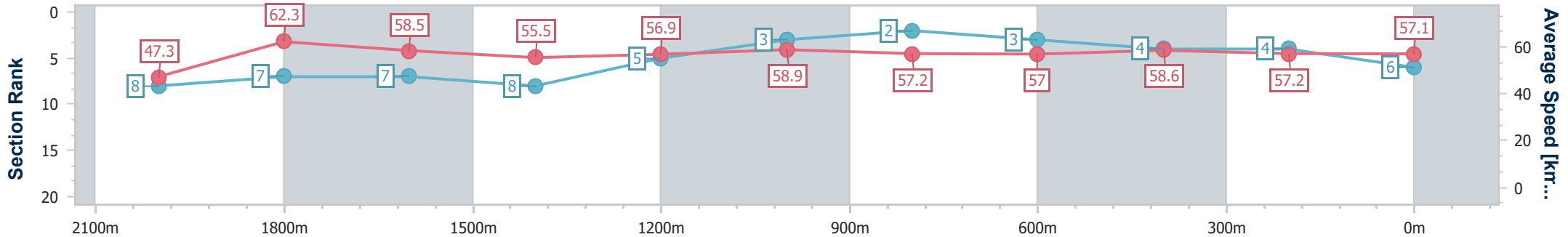
Ipswich QLD Professional
 Race 8: TIACS RACEDAY 18 OCT ON SALE RATINGS BAND 0 -
 58 Handicap - 2190m



03 October 2024 - 17:06

Track Rating: Soft 5, Weather: Overcast, Rail Position: +7m Entire

Section	Overall	2000m	1800m	1600m	1400m	1200m	1000m	800m	600m	400m	200m
Section Times	2:19.05 [6] (0:14.53)	2:04.52 [8] (0:11.56)	1:52.96 [7] (0:12.23)	1:40.73 [7] (0:12.99)	1:27.74 [8] (0:12.75)	1:14.99 [5] (0:12.31)	1:02.68 [3] (0:12.66)	0:50.02 [2] (0:12.63)	0:37.39 [3] (0:12.26)	0:25.13 [4] (0:12.49)	0:12.64 [4] (0:12.64)
Average Speed [km/h]	47.3	62.3	58.5	55.5	56.9	58.9	57.2	57.0	58.6	57.2	57.1
Top Speed [km/h]	62.7	64.0	60.5	56.8	60.2	60.5	57.8	58.1	59.2	58.0	57.5
Avg. Dist. to Rail [m]	1.8	0.3	0.5	0.7	1.5	2.0	1.0	0.4	0.7	1.1	0.3
Avg. Stride Freq. [Hz]	2.1	2.2	2.2	2.1	2.1	2.2	2.2	2.2	2.3	2.2	2.2
Avg. Stride Length [m]	6.3	7.7	7.4	7.4	7.3	7.4	7.3	7.4	7.2	7.2	7.1



- [] Ranking at each section and finish
- .-.- No data available at this section
- NA No data available



Horse/Jockey Name	Come On Eileen
Final Rank	8
Fastest Section Time (Section)	0:11.65 (2000m)
Top Speed [km/h] (Section)	64.4 (2000m)
Race State	Finished



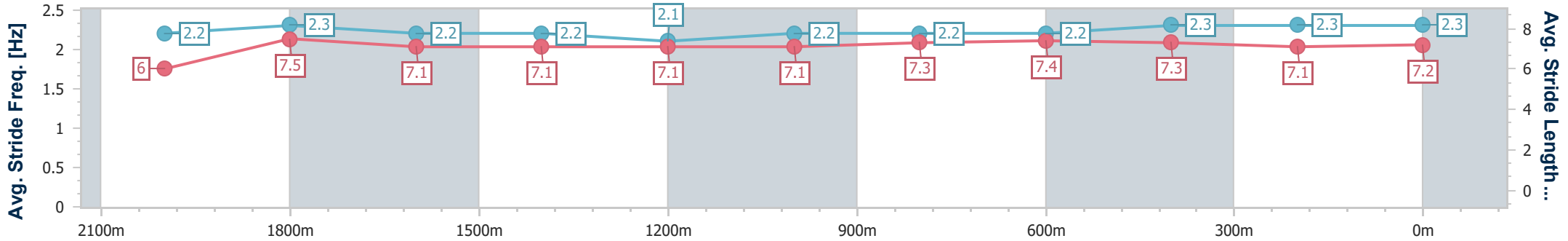
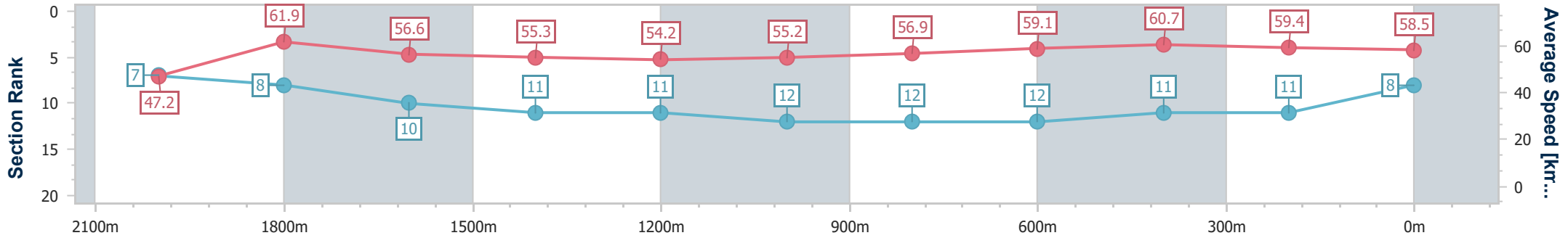
Ipswich QLD Professional
 Race 8: TIACS RACEDAY 18 OCT ON SALE RATINGS BAND 0 -
 58 Handicap - 2190m



03 October 2024 - 17:06

Track Rating: Soft 5, Weather: Overcast, Rail Position: +7m Entire

Section	Overall	2000m	1800m	1600m	1400m	1200m	1000m	800m	600m	400m	200m
Section Times	2:19.35 [8] (0:14.48)	2:04.87 [7] (0:11.65)	1:53.22 [8] (0:12.55)	1:40.67 [10] (0:13.02)	1:27.65 [11] (0:13.26)	1:14.39 [11] (0:13.02)	1:01.37 [12] (0:12.65)	0:48.72 [12] (0:12.21)	0:36.51 [12] (0:11.99)	0:24.52 [11] (0:12.21)	0:12.31 [11] (0:12.31)
Average Speed [km/h]	47.2	61.9	56.6	55.3	54.2	55.2	56.9	59.1	60.7	59.4	58.5
Top Speed [km/h]	64.0	64.4	60.3	56.6	57.3	57.1	58.4	60.8	61.2	60.6	59.4
Avg. Dist. to Rail [m]	0.9	1.5	1.3	0.7	0.7	0.8	0.5	0.9	2.2	2.6	3.0
Avg. Stride Freq. [Hz]	2.2	2.3	2.2	2.2	2.1	2.2	2.2	2.2	2.3	2.3	2.3
Avg. Stride Length [m]	6.0	7.5	7.1	7.1	7.1	7.1	7.3	7.4	7.3	7.1	7.2



- [] Ranking at each section and finish
- .-.- No data available at this section
- NA No data available



Horse/Jockey Name	Backlit Beauty
Final Rank	9
Fastest Section Time (Section)	0:11.46 (2000m)
Top Speed [km/h] (Section)	63.5 (2000m)
Race State	Finished



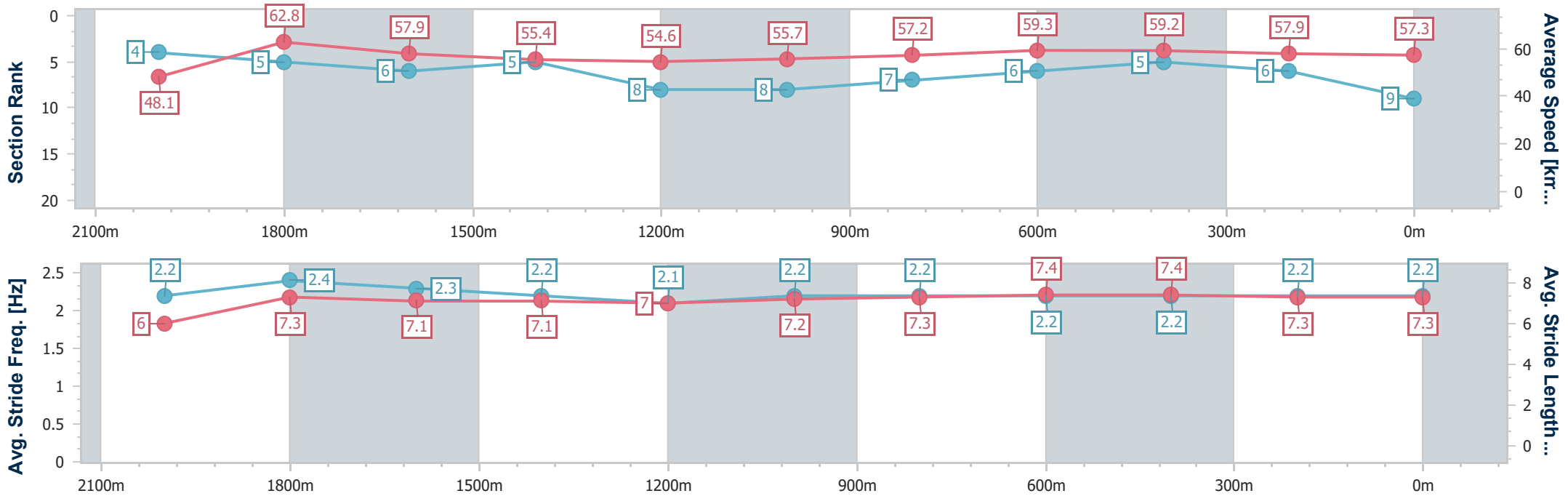
Ipswich QLD Professional
 Race 8: TIACS RACEDAY 18 OCT ON SALE RATINGS BAND 0 -
 58 Handicap - 2190m



03 October 2024 - 17:06

Track Rating: Soft 5, Weather: Overcast, Rail Position: +7m Entire

Section	Overall	2000m	1800m	1600m	1400m	1200m	1000m	800m	600m	400m	200m
Section Times	2:19.40 [9] (0:14.23)	2:05.17 [4] (0:11.46)	1:53.71 [5] (0:12.41)	1:41.30 [6] (0:13.00)	1:28.30 [5] (0:13.22)	1:15.08 [8] (0:13.02)	1:02.06 [8] (0:12.58)	0:49.48 [7] (0:12.22)	0:37.26 [6] (0:12.23)	0:25.03 [5] (0:12.46)	0:12.57 [6] (0:12.57)
Average Speed [km/h]	48.1	62.8	57.9	55.4	54.6	55.7	57.2	59.3	59.2	57.9	57.3
Top Speed [km/h]	63.5	63.5	61.1	57.5	57.0	57.0	59.0	59.5	59.9	58.5	58.1
Avg. Dist. to Rail [m]	1.1	0.1	0.5	0.7	0.5	1.1	1.5	1.1	1.0	1.6	3.8
Avg. Stride Freq. [Hz]	2.2	2.4	2.3	2.2	2.1	2.2	2.2	2.2	2.2	2.2	2.2
Avg. Stride Length [m]	6.0	7.3	7.1	7.1	7.0	7.2	7.3	7.4	7.4	7.3	7.3



- [] Ranking at each section and finish
- .-.- No data available at this section
- NA No data available



Horse/Jockey Name	Duchess Bree
Final Rank	10
Fastest Section Time (Section)	0:11.54 (2000m)
Top Speed [km/h] (Section)	63.0 (2000m)
Race State	Finished



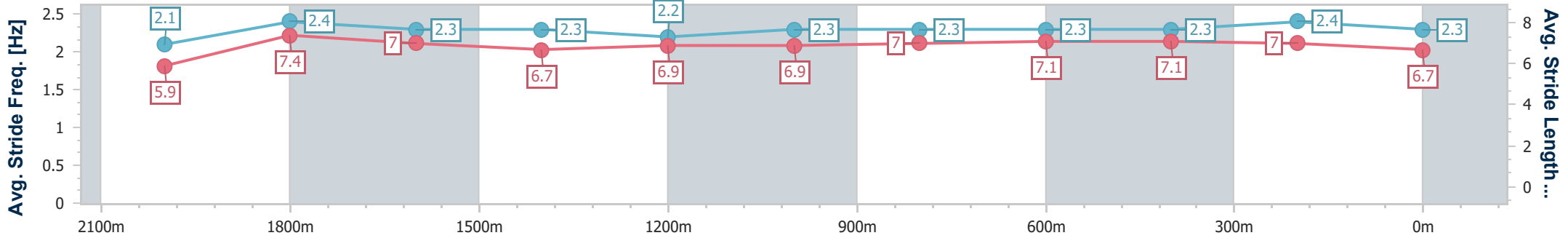
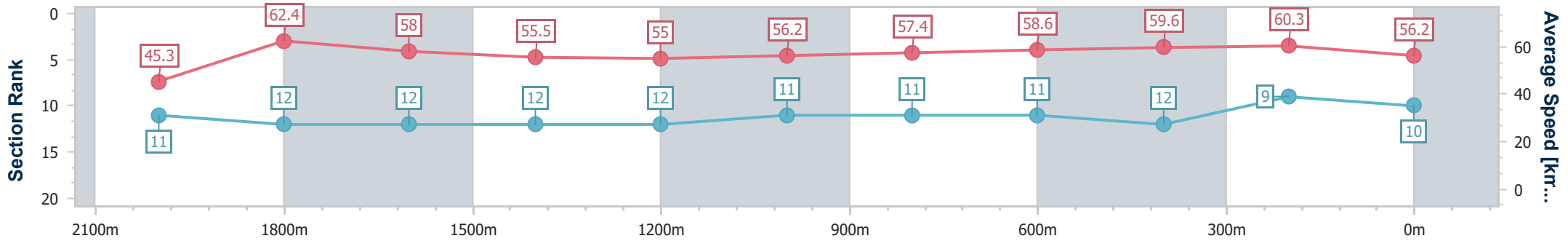
Ipswich QLD Professional
 Race 8: TIACS RACEDAY 18 OCT ON SALE RATINGS BAND 0 -
 58 Handicap - 2190m



03 October 2024 - 17:06

Track Rating: Soft 5, Weather: Overcast, Rail Position: +7m Entire

Section	Overall	2000m	1800m	1600m	1400m	1200m	1000m	800m	600m	400m	200m
Section Times	2:19.67 [10] (0:15.07)	2:04.60 [11] (0:11.54)	1:53.06 [12] (0:12.32)	1:40.74 [12] (0:12.94)	1:27.80 [12] (0:13.16)	1:14.64 [12] (0:12.85)	1:01.79 [11] (0:12.57)	0:49.22 [11] (0:12.31)	0:36.91 [11] (0:12.10)	0:24.81 [12] (0:12.04)	0:12.77 [9] (0:12.77)
Average Speed [km/h]	45.3	62.4	58.0	55.5	55.0	56.2	57.4	58.6	59.6	60.3	56.2
Top Speed [km/h]	61.0	63.0	61.4	56.3	57.6	57.9	58.7	59.2	60.5	60.9	59.2
Avg. Dist. to Rail [m]	4.8	1.2	1.1	0.2	0.3	0.7	1.1	1.1	0.3	3.1	4.9
Avg. Stride Freq. [Hz]	2.1	2.4	2.3	2.3	2.2	2.3	2.3	2.3	2.3	2.4	2.3
Avg. Stride Length [m]	5.9	7.4	7.0	6.7	6.9	6.9	7.0	7.1	7.1	7.0	6.7



- [] Ranking at each section and finish
- .-.- No data available at this section
- NA No data available



Horse/Jockey Name	Super Fenkel
Final Rank	11
Fastest Section Time (Section)	0:11.80 (2000m)
Top Speed [km/h] (Section)	62.4 (2000m)
Race State	Finished



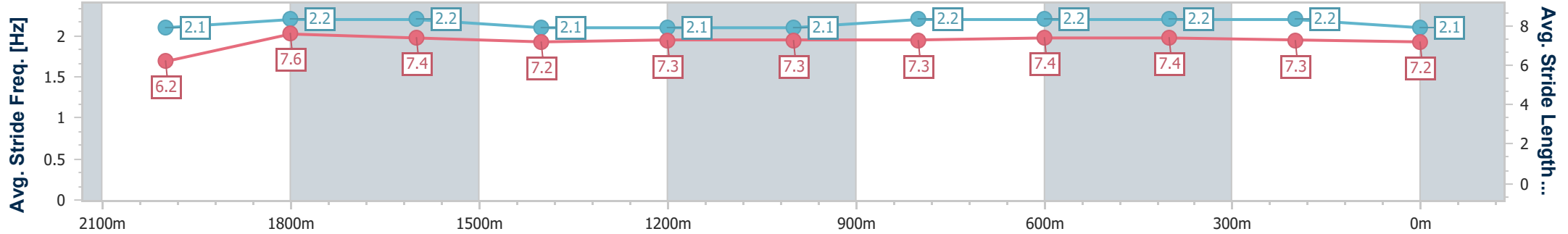
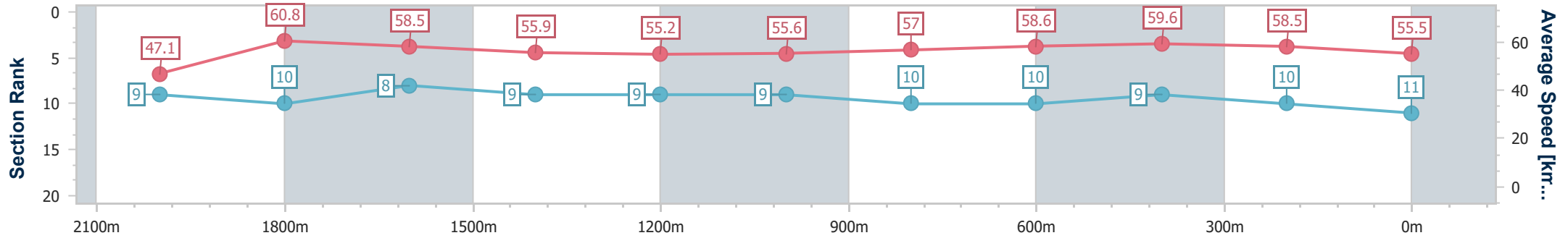
Ipswich QLD Professional
 Race 8: TIACS RACEDAY 18 OCT ON SALE RATINGS BAND 0 -
 58 Handicap - 2190m



03 October 2024 - 17:06

Track Rating: Soft 5, Weather: Overcast, Rail Position: +7m Entire

Section	Overall	2000m	1800m	1600m	1400m	1200m	1000m	800m	600m	400m	200m
Section Times	2:19.98 [11] (0:14.58)	2:05.40 [9] (0:11.80)	1:53.60 [10] (0:12.29)	1:41.31 [8] (0:12.91)	1:28.40 [9] (0:13.07)	1:15.33 [9] (0:12.99)	1:02.34 [9] (0:12.62)	0:49.72 [10] (0:12.32)	0:37.40 [10] (0:12.11)	0:25.29 [9] (0:12.33)	0:12.96 [10] (0:12.96)
Average Speed [km/h]	47.1	60.8	58.5	55.9	55.2	55.6	57.0	58.6	59.6	58.5	55.5
Top Speed [km/h]	62.2	62.4	59.3	56.9	57.9	57.2	58.3	59.9	60.4	59.7	58.3
Avg. Dist. to Rail [m]	2.3	0.5	0.5	0.5	0.6	0.6	0.9	1.0	0.5	1.7	3.0
Avg. Stride Freq. [Hz]	2.1	2.2	2.2	2.1	2.1	2.1	2.2	2.2	2.2	2.2	2.1
Avg. Stride Length [m]	6.2	7.6	7.4	7.2	7.3	7.3	7.3	7.4	7.4	7.3	7.2



- [] Ranking at each section and finish
- .-.- No data available at this section
- NA No data available



Horse/Jockey Name	Subaqua
Final Rank	12
Fastest Section Time (Section)	0:11.25 (2000m)
Top Speed [km/h] (Section)	65.2 (2000m)
Race State	Finished



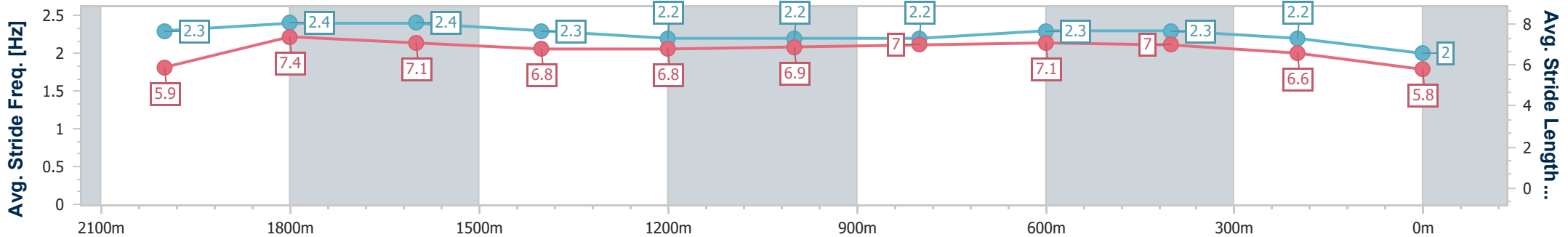
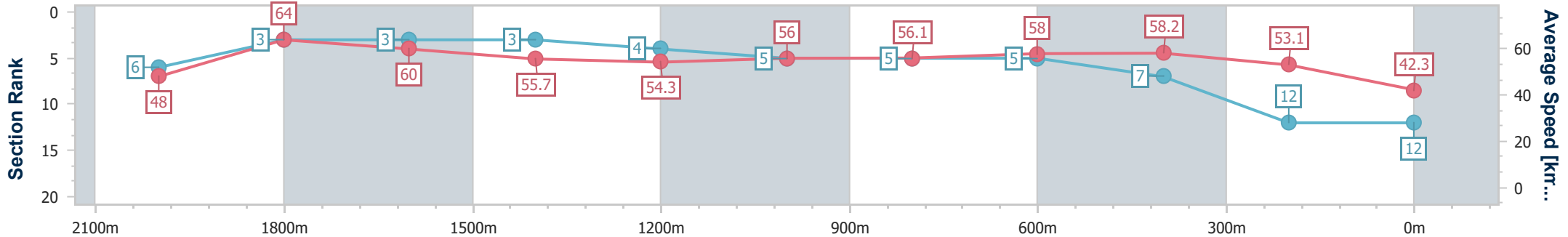
Ipswich QLD Professional
 Race 8: TIACS RACEDAY 18 OCT ON SALE RATINGS BAND 0 -
 58 Handicap - 2190m



03 October 2024 - 17:06

Track Rating: Soft 5, Weather: Overcast, Rail Position: +7m Entire

Section	Overall	2000m	1800m	1600m	1400m	1200m	1000m	800m	600m	400m	200m
Section Times	2:24.97 [12] (0:14.28)	2:10.69 [6] (0:11.25)	1:59.44 [3] (0:12.15)	1:47.29 [3] (0:12.94)	1:34.35 [3] (0:13.26)	1:21.09 [4] (0:12.87)	1:08.22 [5] (0:12.85)	0:55.37 [5] (0:12.45)	0:42.92 [5] (0:12.35)	0:30.57 [7] (0:13.58)	0:16.99 [12] (0:16.99)
Average Speed [km/h]	48.0	64.0	60.0	55.7	54.3	56.0	56.1	58.0	58.2	53.1	42.3
Top Speed [km/h]	63.3	65.2	61.8	58.3	55.9	56.5	58.0	58.7	59.2	57.0	49.1
Avg. Dist. to Rail [m]	6.9	2.0	1.6	0.8	0.5	0.7	0.7	0.4	0.5	0.6	0.4
Avg. Stride Freq. [Hz]	2.3	2.4	2.4	2.3	2.2	2.2	2.2	2.3	2.3	2.2	2.0
Avg. Stride Length [m]	5.9	7.4	7.1	6.8	6.8	6.9	7.0	7.1	7.0	6.6	5.8



- [] Ranking at each section and finish
- .-.- No data available at this section
- NA No data available