



Aquis Park Gold Coast QLD Professional

Race 7: Stronger First Foals Class 5 Handicap - 1300m



05 October 2024 - 17:47

Track Rating: Soft 5, Weather: Fine, Rail Position: +2m 900m-W/Post, True Remainder

Section		Overall	1200m	1000m	800m	600m	400m	Last 600m				
Field Times		1:16.33 (0:08.10)	1:08.23 (0:11.20)	0:57.03 (0:11.28)	0:45.75 (0:10.94)	0:34.81 (0:11.41)	0:23.40 (0:11.53)	0:34.81				
Rank	TAB Horse/Jockey	Barrier	Top Speed [km/h]	Fastest Section								Distance Travelled [m]
1	9 LIVING FREE Jace McMurray	4	66.1 1000m	0:08.24 Overall	1:16.33 [1] (0:08.24)	1:08.09 [4] (0:11.22)	0:56.87 [3] (0:11.37)	0:45.50 [3] (0:11.24)	0:34.26 [3] (0:11.28)	0:22.98 [3] (0:11.20)	0:34.26	
2	11 POWDER MAN Jon Grisedale	5	67.0 800m	0:08.61 Overall	1:16.55 [2] (0:08.61)	1:07.94 [7] (0:11.49)	0:56.45 [6] (0:11.22)	0:45.23 [6] (0:11.03)	0:34.20 [6] (0:11.05)	0:23.15 [5] (0:11.35)	0:34.20	-7
3	10 FAMOUS PEDRILLE Micheal Hellyer	9	66.7 800m	0:08.10 Overall	1:16.67 [3] (0:08.10)	1:08.57 [1] (0:11.20)	0:57.37 [1] (0:11.28)	0:46.09 [1] (0:10.94)	0:35.15 [1] (0:11.41)	0:23.74 [1] (0:11.53)	0:35.15	-1
4	6 BOW Ryan Wiggins	6	67.1 600m	0:08.43 Overall	1:16.72 [4] (0:08.43)	1:08.29 [5] (0:11.50)	0:56.79 [5] (0:11.29)	0:45.50 [5] (0:11.05)	0:34.45 [5] (0:11.11)	0:23.34 [4] (0:11.41)	0:34.45	+4
5	4 LAST CHANCE SALOON Boris Thornton	8	67.0 600m	0:08.54 Overall	1:16.74 [5] (0:08.54)	1:08.20 [6] (0:11.67)	0:56.53 [7] (0:11.33)	0:45.20 [7] (0:11.06)	0:34.14 [7] (0:10.93)	0:23.21 [7] (0:11.14)	0:34.14	+1
6	1 MASTER SHOWMAN Shania Willis	11	66.3 600m	0:08.16 Overall	1:16.74 [6] (0:08.16)	1:08.58 [2] (0:11.39)	0:57.19 [4] (0:11.41)	0:45.78 [4] (0:11.30)	0:34.48 [4] (0:11.18)	0:23.30 [6] (0:11.39)	0:34.48	+1
7	13 GENERAL BARCA Nathan Thomas	2	64.4 800m	0:08.83 Overall	1:18.25 [7] (0:08.83)	1:09.42 [8] (0:11.55)	0:57.87 [8] (0:11.45)	0:46.42 [8] (0:11.37)	0:35.05 [8] (0:11.45)	0:23.60 [8] (0:11.42)	0:35.05	-1
8	3 RACKETEERING Jason Taylor	7	64.9 1000m	0:08.90 Overall	1:18.38 [8] (0:08.90)	1:09.48 [9] (0:11.69)	0:57.79 [9] (0:11.35)	0:46.44 [9] (0:11.41)	0:35.03 [9] (0:11.54)	0:23.49 [9] (0:11.67)	0:35.03	+3
9	5 ANDY Anthony Allen	12	66.3 800m	0:08.18 Overall	1:18.51 [9] (0:08.18)	1:10.33 [3] (0:11.13)	0:59.20 [2] (0:11.32)	0:47.88 [2] (0:11.17)	0:36.71 [2] (0:11.46)	0:25.25 [2] (0:11.92)	0:36.71	+0

Scratched: Lady Wardell (#8), Corfe Castle (#2), Data Patch (#7), Orphan's Trust (#12)

[] Ranking at each section and finish
 -:-:- No data available at this section
 NA No data available

SCN Saddle cloth number
 DNF Did not finish
 DNT Did not track



Aquis Park Gold Coast QLD Professional
Race 7: Stronger First Foals Class 5 Handicap - 1300m
05 October 2024 - 17:47



Track Rating: Soft 5, Weather: Fine, Rail Position: +2m 900m-W/Post, True Remainder

Section							200m			Last 600m
Field Times							0:11.87			0:34.81
							(0:11.87)			
Rank	TAB	Horse/Jockey	Barrier	Top Speed [km/h]	Fastest Section	Margin			Distance Travelled [m]	
1	9	LIVING FREE	4	66.1	0:08.24	0:11.78 [2]	1:16.33		0:34.26	
		Jace McMurray		1000m	Overall	(0:11.78)				
2	11	POWDER MAN	5	67.0	0:08.61	0:11.80 [4]	1.3L		0:34.20 -7	
		Jon Grisedale		800m	Overall	(0:11.80)				
3	10	FAMOUS PEDRILLE	9	66.7	0:08.10	0:12.21 [1]	1.8L		0:35.15 -1	
		Micheal Hellyer		800m	Overall	(0:12.21)				
4	6	BOW	6	67.1	0:08.43	0:11.93 [5]	2L		0:34.45 +4	
		Ryan Wiggins		600m	Overall	(0:11.93)				
5	4	LAST CHANCE SALOON	8	67.0	0:08.54	0:12.07 [3]	2.1L		0:34.14 +1	
		Boris Thornton		600m	Overall	(0:12.07)				
6	1	MASTER SHOWMAN	11	66.3	0:08.16	0:11.91 [6]	2.2L		0:34.48 +1	
		Shania Willis		600m	Overall	(0:11.91)				
7	13	GENERAL BARCA	2	64.4	0:08.83	0:12.18 [8]	11L		0:35.05 -1	
		Nathan Thomas		800m	Overall	(0:12.18)				
8	3	RACKETEERING	7	64.9	0:08.90	0:11.82 [9]	11.8L		0:35.03 +3	
		Jason Taylor		1000m	Overall	(0:11.82)				
9	5	ANDY	12	66.3	0:08.18	0:13.33 [7]	12.6L		0:36.71 +0	
		Anthony Allen		800m	Overall	(0:13.33)				

Scratched: Lady Wardell (#8), Corfe Castle (#2), Data Patch (#7), Orphan's Trust (#12)

[] Ranking at each section and finish
 -:-:- No data available at this section
 NA No data available

SCN Saddle cloth number
 DNF Did not finish
 DNT Did not track



Horse/Jockey Name	Living Free
Final Rank	1
Fastest Section Time (Section)	0:08.24 (Overall)
Top Speed [km/h] (Section)	66.1 (1000m)
Race State	Finished



Aquis Park Gold Coast QLD Professional

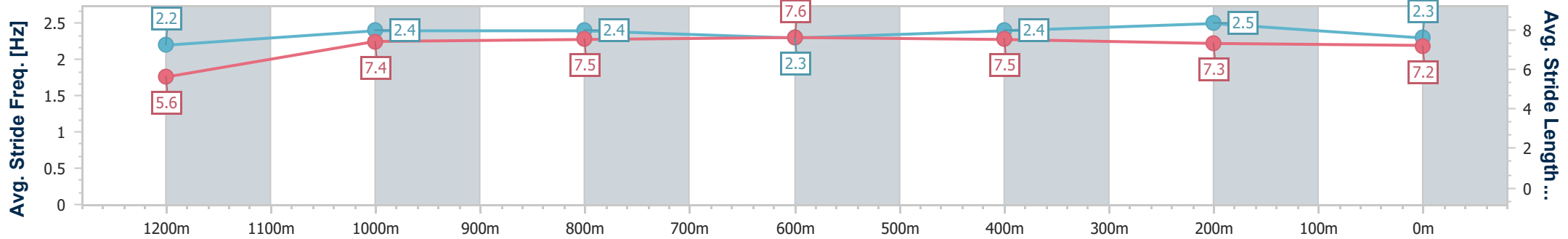
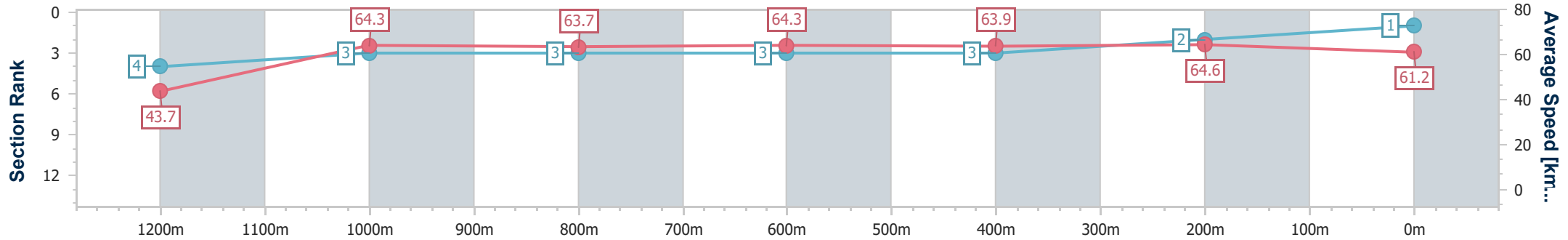
Race 7: Stronger First Foals Class 5 Handicap - 1300m



05 October 2024 - 17:47

Track Rating: Soft 5, Weather: Fine, Rail Position: +2m 900m-W/Post, True Remainder

Section	Overall	1200m	1000m	800m	600m	400m	200m
Section Times	1:16.33 [1] (0:08.24)	1:08.09 [4] (0:11.22)	0:56.87 [3] (0:11.37)	0:45.50 [3] (0:11.24)	0:34.26 [3] (0:11.28)	0:22.98 [3] (0:11.20)	0:11.78 [2] (0:11.78)
Average Speed [km/h]	43.7	64.3	63.7	64.3	63.9	64.6	61.2
Top Speed [km/h]	58.8	65.5	66.1	65.6	65.6	65.6	63.9
Avg. Dist. to Rail [m]	2.8	1.7	1.4	1.4	0.8	3.1	5.1
Avg. Stride Freq. [Hz]	2.2	2.4	2.4	2.3	2.4	2.5	2.3
Avg. Stride Length [m]	5.6	7.4	7.5	7.6	7.5	7.3	7.2



- [] Ranking at each section and finish
- .-.- No data available at this section
- NA No data available



Horse/Jockey Name	Powder Man
Final Rank	2
Fastest Section Time (Section)	0:08.61 (Overall)
Top Speed [km/h] (Section)	67.0 (800m)
Race State	Finished

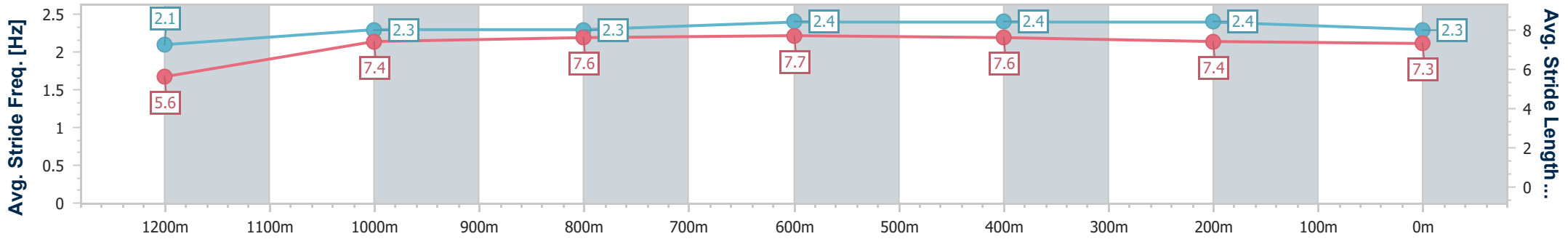
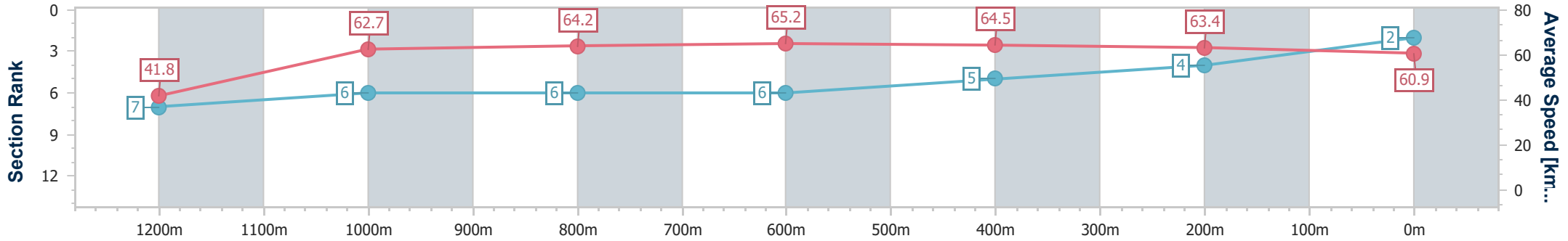


Aquis Park Gold Coast QLD Professional
Race 7: Stronger First Foals Class 5 Handicap - 1300m



05 October 2024 - 17:47
Track Rating: Soft 5, Weather: Fine, Rail Position: +2m 900m-
W/Post, True Remainder

Section	Overall	1200m	1000m	800m	600m	400m	200m
Section Times	1:16.55 [2] (0:08.61)	1:07.94 [7] (0:11.49)	0:56.45 [6] (0:11.22)	0:45.23 [6] (0:11.03)	0:34.20 [6] (0:11.05)	0:23.15 [5] (0:11.35)	0:11.80 [4] (0:11.80)
Average Speed [km/h]	41.8	62.7	64.2	65.2	64.5	63.4	60.9
Top Speed [km/h]	59.3	64.4	65.8	67.0	65.6	64.8	63.1
Avg. Dist. to Rail [m]	2.9	0.8	0.4	0.5	1.4	0.6	1.6
Avg. Stride Freq. [Hz]	2.1	2.3	2.3	2.4	2.4	2.4	2.3
Avg. Stride Length [m]	5.6	7.4	7.6	7.7	7.6	7.4	7.3



- [] Ranking at each section and finish
- .-.- No data available at this section
- NA No data available



Horse/Jockey Name	Famous Pedrille
Final Rank	3
Fastest Section Time (Section)	0:08.10 (Overall)
Top Speed [km/h] (Section)	66.7 (800m)
Race State	Finished



Aquis Park Gold Coast QLD Professional

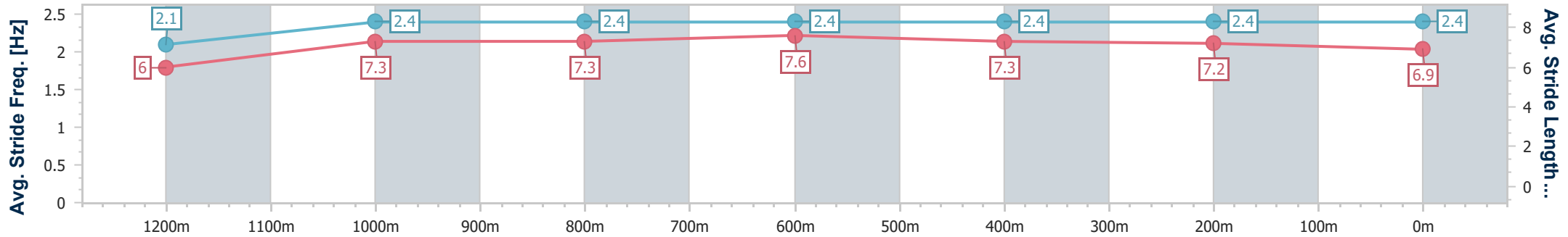
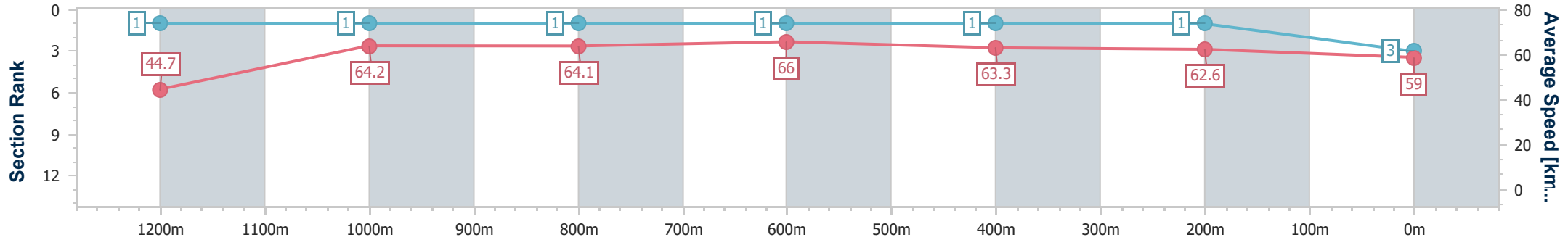
Race 7: Stronger First Foals Class 5 Handicap - 1300m



05 October 2024 - 17:47

Track Rating: Soft 5, Weather: Fine, Rail Position: +2m 900m-W/Post, True Remainder

Section	Overall	1200m	1000m	800m	600m	400m	200m
Section Times	1:16.67 [3] (0:08.10)	1:08.57 [1] (0:11.20)	0:57.37 [1] (0:11.28)	0:46.09 [1] (0:10.94)	0:35.15 [1] (0:11.41)	0:23.74 [1] (0:11.53)	0:12.21 [1] (0:12.21)
Average Speed [km/h]	44.7	64.2	64.1	66.0	63.3	62.6	59.0
Top Speed [km/h]	61.5	65.4	65.6	66.7	65.5	63.4	61.2
Avg. Dist. to Rail [m]	7.0	1.7	0.6	0.8	1.0	1.9	3.6
Avg. Stride Freq. [Hz]	2.1	2.4	2.4	2.4	2.4	2.4	2.4
Avg. Stride Length [m]	6.0	7.3	7.3	7.6	7.3	7.2	6.9



- [] Ranking at each section and finish
- .-.- No data available at this section
- NA No data available



Horse/Jockey Name	Bow
Final Rank	4
Fastest Section Time (Section)	0:08.43 (Overall)
Top Speed [km/h] (Section)	67.1 (600m)
Race State	Finished



Aquis Park Gold Coast QLD Professional

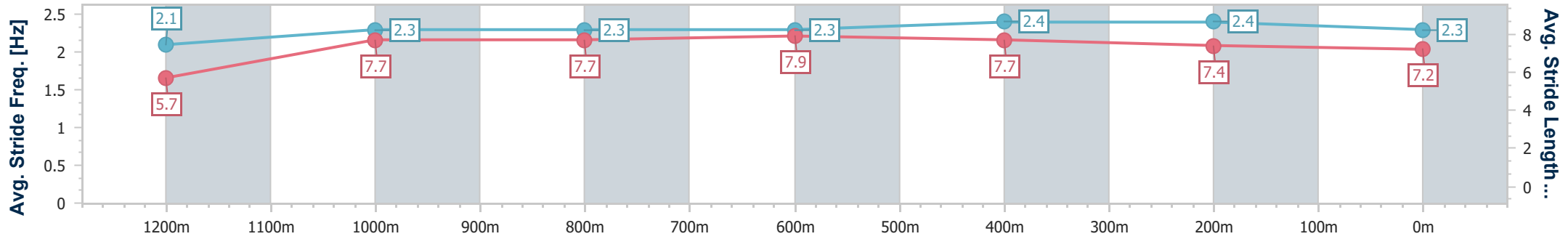
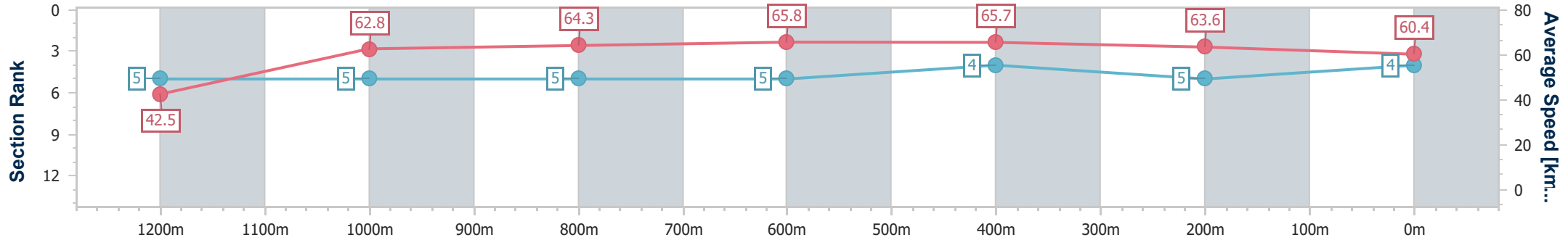
Race 7: Stronger First Foals Class 5 Handicap - 1300m



05 October 2024 - 17:47

Track Rating: Soft 5, Weather: Fine, Rail Position: +2m 900m-W/Post, True Remainder

Section	Overall	1200m	1000m	800m	600m	400m	200m
Section Times	1:16.72 [4] (0:08.43)	1:08.29 [5] (0:11.50)	0:56.79 [5] (0:11.29)	0:45.50 [5] (0:11.05)	0:34.45 [5] (0:11.11)	0:23.34 [4] (0:11.41)	0:11.93 [5] (0:11.93)
Average Speed [km/h]	42.5	62.8	64.3	65.8	65.7	63.6	60.4
Top Speed [km/h]	59.7	64.7	65.1	66.5	67.1	64.7	62.8
Avg. Dist. to Rail [m]	4.0	2.1	1.6	2.3	3.2	6.1	6.4
Avg. Stride Freq. [Hz]	2.1	2.3	2.3	2.3	2.4	2.4	2.3
Avg. Stride Length [m]	5.7	7.7	7.7	7.9	7.7	7.4	7.2



- [] Ranking at each section and finish
- .-.- No data available at this section
- NA No data available



Horse/Jockey Name	Last Chance Saloon
Final Rank	5
Fastest Section Time (Section)	0:08.54 (Overall)
Top Speed [km/h] (Section)	67.0 (600m)
Race State	Finished

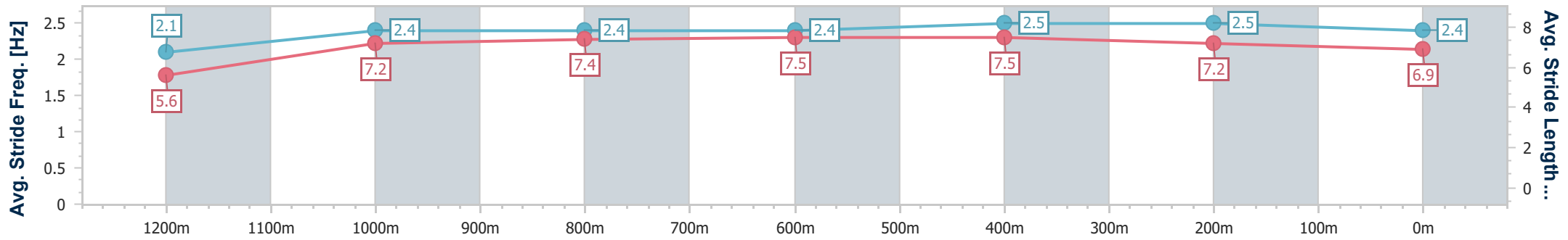
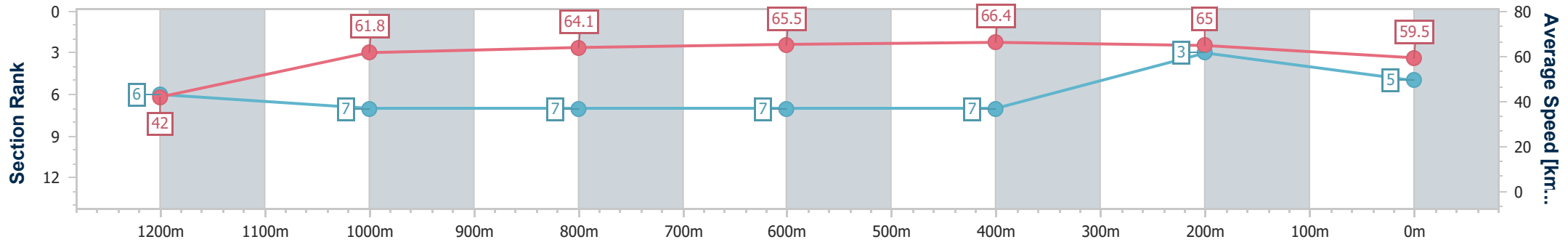


Aquis Park Gold Coast QLD Professional
Race 7: Stronger First Foals Class 5 Handicap - 1300m



05 October 2024 - 17:47
Track Rating: Soft 5, Weather: Fine, Rail Position: +2m 900m-
W/Post, True Remainder

Section	Overall	1200m	1000m	800m	600m	400m	200m
Section Times	1:16.74 [5] (0:08.54)	1:08.20 [6] (0:11.67)	0:56.53 [7] (0:11.33)	0:45.20 [7] (0:11.06)	0:34.14 [7] (0:10.93)	0:23.21 [7] (0:11.14)	0:12.07 [3] (0:12.07)
Average Speed [km/h]	42.0	61.8	64.1	65.5	66.4	65.0	59.5
Top Speed [km/h]	57.4	64.8	65.5	66.5	67.0	66.3	62.8
Avg. Dist. to Rail [m]	5.4	2.2	1.5	2.0	1.4	3.8	5.0
Avg. Stride Freq. [Hz]	2.1	2.4	2.4	2.4	2.5	2.5	2.4
Avg. Stride Length [m]	5.6	7.2	7.4	7.5	7.5	7.2	6.9



- [] Ranking at each section and finish
- .-.- No data available at this section
- NA No data available



Horse/Jockey Name	Master Showman
Final Rank	6
Fastest Section Time (Section)	0:08.16 (Overall)
Top Speed [km/h] (Section)	66.3 (600m)
Race State	Finished



Aquis Park Gold Coast QLD Professional

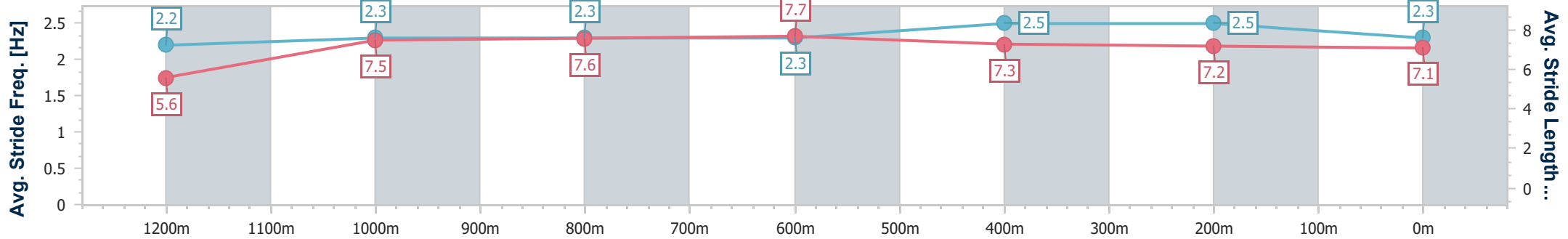
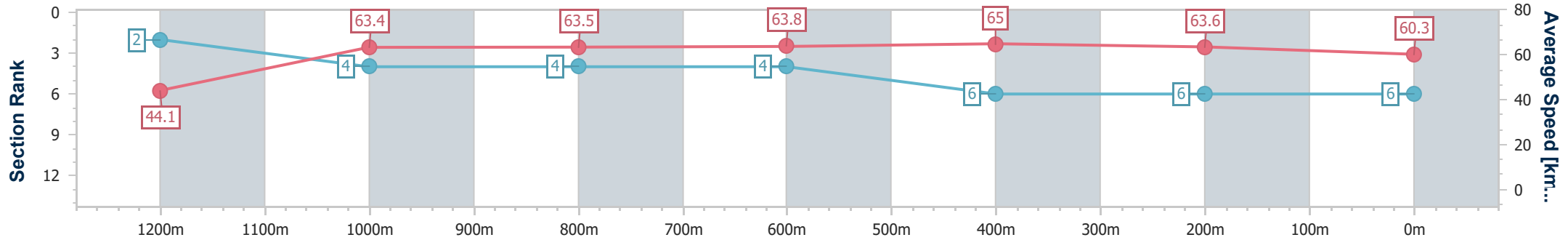
Race 7: Stronger First Foals Class 5 Handicap - 1300m



05 October 2024 - 17:47

Track Rating: Soft 5, Weather: Fine, Rail Position: +2m 900m-W/Post, True Remainder

Section	Overall	1200m	1000m	800m	600m	400m	200m
Section Times	1:16.74 [6] (0:08.16)	1:08.58 [2] (0:11.39)	0:57.19 [4] (0:11.41)	0:45.78 [4] (0:11.30)	0:34.48 [4] (0:11.18)	0:23.30 [6] (0:11.39)	0:11.91 [6] (0:11.91)
Average Speed [km/h]	44.1	63.4	63.5	63.8	65.0	63.6	60.3
Top Speed [km/h]	59.7	65.1	65.3	65.2	66.3	64.5	62.2
Avg. Dist. to Rail [m]	7.7	2.9	1.3	1.0	1.4	4.1	4.9
Avg. Stride Freq. [Hz]	2.2	2.3	2.3	2.3	2.5	2.5	2.3
Avg. Stride Length [m]	5.6	7.5	7.6	7.7	7.3	7.2	7.1



- [] Ranking at each section and finish
- .-.- No data available at this section
- NA No data available



Horse/Jockey Name	General Barca
Final Rank	7
Fastest Section Time (Section)	0:08.83 (Overall)
Top Speed [km/h] (Section)	64.4 (800m)
Race State	Finished



Aquis Park Gold Coast QLD Professional

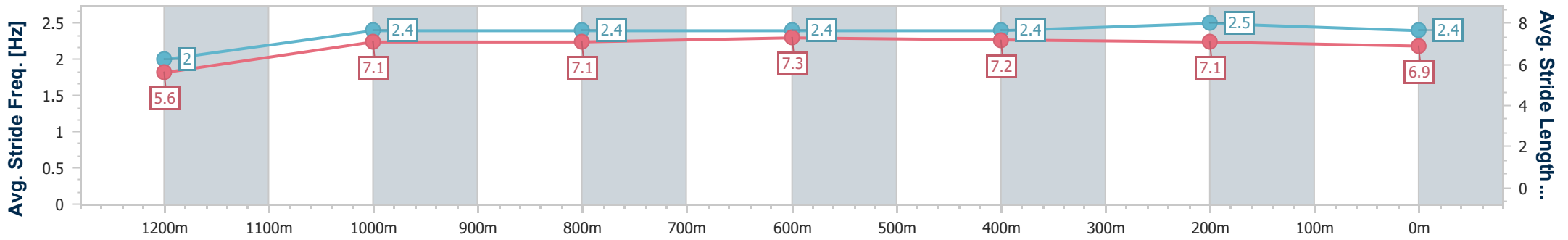
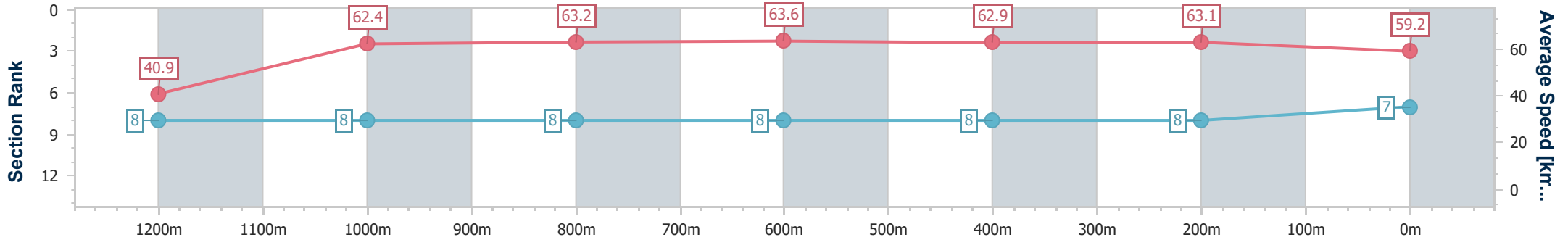
Race 7: Stronger First Foals Class 5 Handicap - 1300m



05 October 2024 - 17:47

Track Rating: Soft 5, Weather: Fine, Rail Position: +2m 900m-
W/Post, True Remainder

Section	Overall	1200m	1000m	800m	600m	400m	200m
Section Times	1:18.25 [7] (0:08.83)	1:09.42 [8] (0:11.55)	0:57.87 [8] (0:11.45)	0:46.42 [8] (0:11.37)	0:35.05 [8] (0:11.45)	0:23.60 [8] (0:11.42)	0:12.18 [8] (0:12.18)
Average Speed [km/h]	40.9	62.4	63.2	63.6	62.9	63.1	59.2
Top Speed [km/h]	59.5	63.2	64.1	64.4	63.4	64.2	62.8
Avg. Dist. to Rail [m]	1.7	1.4	1.1	1.3	0.5	3.2	6.1
Avg. Stride Freq. [Hz]	2.0	2.4	2.4	2.4	2.4	2.5	2.4
Avg. Stride Length [m]	5.6	7.1	7.1	7.3	7.2	7.1	6.9



- [] Ranking at each section and finish
- .-.- No data available at this section
- NA No data available



Horse/Jockey Name	Racketeering
Final Rank	8
Fastest Section Time (Section)	0:08.90 (Overall)
Top Speed [km/h] (Section)	64.9 (1000m)
Race State	Finished

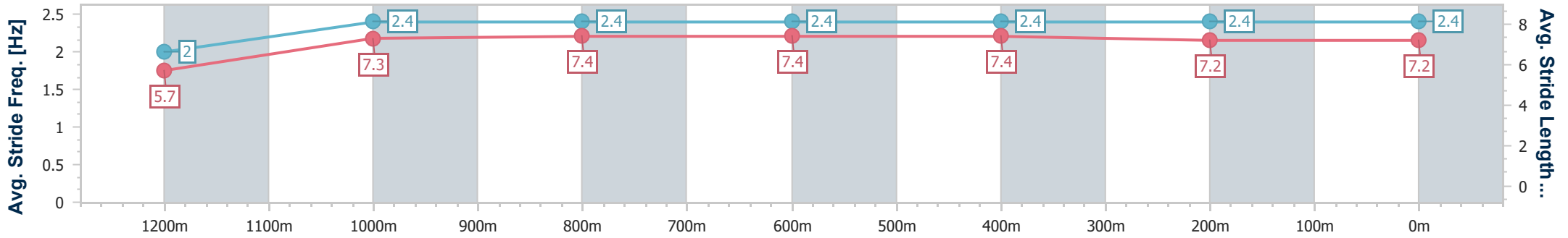
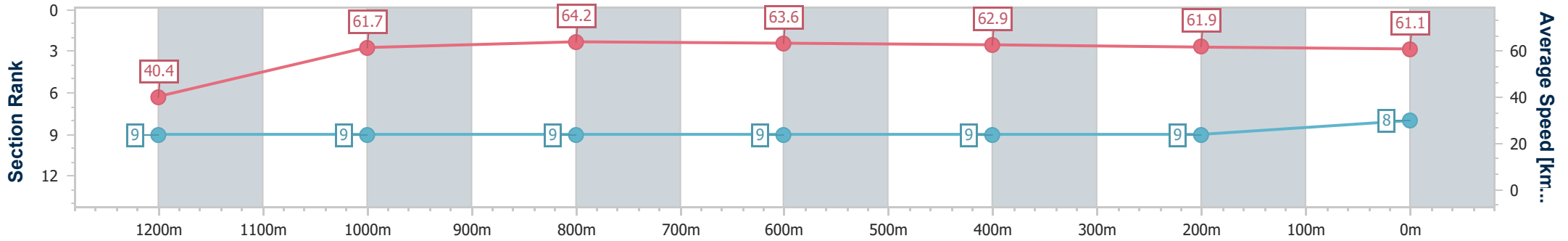


Aquis Park Gold Coast QLD Professional
Race 7: Stronger First Foals Class 5 Handicap - 1300m



05 October 2024 - 17:47
Track Rating: Soft 5, Weather: Fine, Rail Position: +2m 900m-
W/Post, True Remainder

Section	Overall	1200m	1000m	800m	600m	400m	200m
Section Times	1:18.38 [8] (0:08.90)	1:09.48 [9] (0:11.69)	0:57.79 [9] (0:11.35)	0:46.44 [9] (0:11.41)	0:35.03 [9] (0:11.54)	0:23.49 [9] (0:11.67)	0:11.82 [9] (0:11.82)
Average Speed [km/h]	40.4	61.7	64.2	63.6	62.9	61.9	61.1
Top Speed [km/h]	58.5	63.6	64.9	64.3	64.3	62.9	63.0
Avg. Dist. to Rail [m]	4.5	1.8	2.1	2.0	1.5	3.6	6.1
Avg. Stride Freq. [Hz]	2.0	2.4	2.4	2.4	2.4	2.4	2.4
Avg. Stride Length [m]	5.7	7.3	7.4	7.4	7.4	7.2	7.2



- [] Ranking at each section and finish
- .-.- No data available at this section
- NA No data available



Horse/Jockey Name	Andy
Final Rank	9
Fastest Section Time (Section)	0:08.18 (Overall)
Top Speed [km/h] (Section)	66.3 (800m)
Race State	Finished

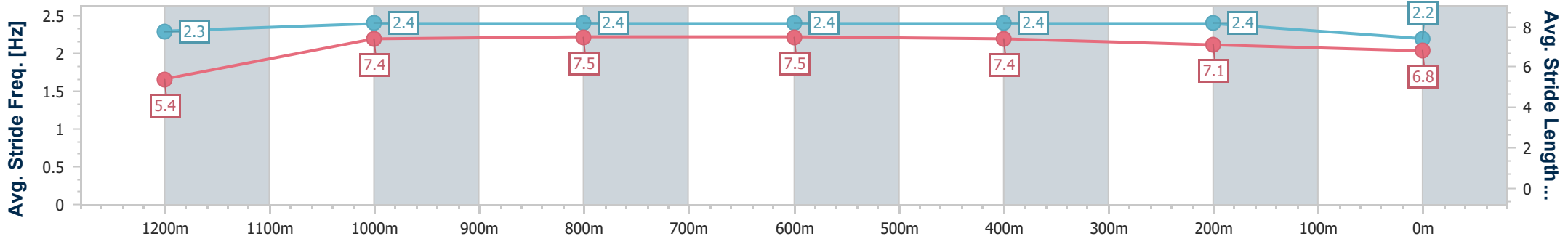
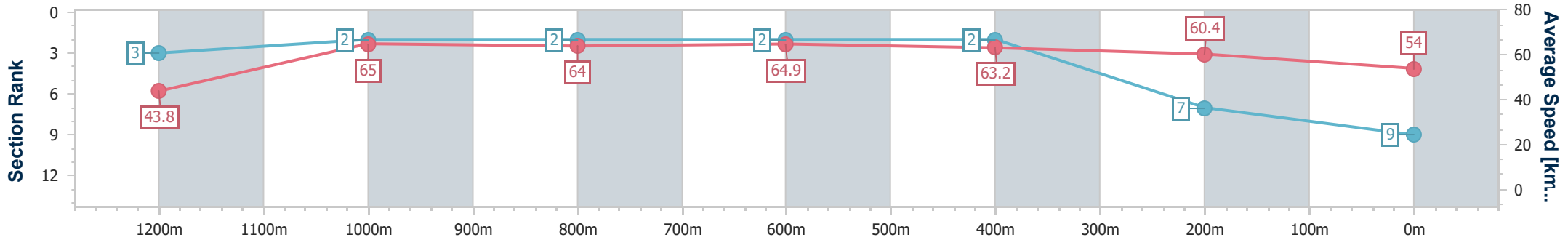


Aquis Park Gold Coast QLD Professional
Race 7: Stronger First Foals Class 5 Handicap - 1300m



05 October 2024 - 17:47
Track Rating: Soft 5, Weather: Fine, Rail Position: +2m 900m-
W/Post, True Remainder

Section	Overall	1200m	1000m	800m	600m	400m	200m
Section Times	1:18.51 [9] (0:08.18)	1:10.33 [3] (0:11.13)	0:59.20 [2] (0:11.32)	0:47.88 [2] (0:11.17)	0:36.71 [2] (0:11.46)	0:25.25 [2] (0:11.92)	0:13.33 [7] (0:13.33)
Average Speed [km/h]	43.8	65.0	64.0	64.9	63.2	60.4	54.0
Top Speed [km/h]	63.0	66.2	66.0	66.3	64.0	62.5	58.7
Avg. Dist. to Rail [m]	9.0	3.5	1.2	2.0	0.8	2.4	3.4
Avg. Stride Freq. [Hz]	2.3	2.4	2.4	2.4	2.4	2.4	2.2
Avg. Stride Length [m]	5.4	7.4	7.5	7.5	7.4	7.1	6.8



- [] Ranking at each section and finish
- .-.- No data available at this section
- NA No data available