



Doomben QLD Professional

Race 2: Become a BRC Member BM70 Handicap - 1615m

05 October 2024 - 12:48



BRISBANE
RACING CLUB

Track Rating: Good 4, Weather: Fine, Rail Position: +4m Entire

Section		Overall	1400m	1200m	1000m	800m	600m	400m	Last 600m				
Field Times		1:35.87 (0:15.16)	1:20.71 (0:11.10)	1:09.61 (0:11.08)	0:58.53 (0:11.71)	0:46.82 (0:11.72)	0:35.10 (0:11.35)	0:23.75 (0:11.48)	0:35.10				
Rank	TAB Horse/Jockey	Barrier	Top Speed [km/h]	Fastest Section	Distance Travelled [m]								
1	12 REDFORD James Orman	2	68.6 400m	0:10.81 400m	1:35.87 [1] (0:15.65)	1:20.22 [6] (0:11.29)	1:08.93 [7] (0:11.45)	0:57.48 [7] (0:11.73)	0:45.75 [8] (0:11.74)	0:34.01 [10] (0:11.17)	0:22.84 [8] (0:10.81)	0:34.01	
2	5 PORKY Angela Jones	11	68.1 Overall	0:11.08 1200m	1:35.97 [2] (0:15.17)	1:20.80 [2] (0:11.09)	1:09.71 [1] (0:11.08)	0:58.63 [1] (0:11.71)	0:46.92 [1] (0:11.72)	0:35.20 [1] (0:11.35)	0:23.85 [1] (0:11.48)	0:35.20	+0
3	7 THE CULLINAN Michael Murphy	7	66.1 Overall	0:11.18 1400m	1:36.08 [3] (0:15.28)	1:20.80 [3] (0:11.18)	1:09.62 [4] (0:11.30)	0:58.32 [5] (0:11.67)	0:46.65 [4] (0:11.69)	0:34.96 [4] (0:11.24)	0:23.72 [2] (0:11.30)	0:34.96	+1
4	1 DEMON DARB Jag Guthmann-Chester	1	65.3 400m	0:11.14 1200m	1:36.08 [4] (0:15.46)	1:20.62 [5] (0:11.15)	1:09.47 [5] (0:11.14)	0:58.33 [3] (0:11.84)	0:46.49 [5] (0:11.83)	0:34.66 [5] (0:11.30)	0:23.36 [5] (0:11.19)	0:34.66	-3
5	15 NEW JOY Tahlia Fenlon	6	65.4 400m	0:11.03 1400m	1:36.16 [5] (0:16.27)	1:19.89 [12] (0:11.03)	1:08.86 [11] (0:11.30)	0:57.56 [11] (0:11.57)	0:45.99 [9] (0:11.64)	0:34.35 [8] (0:11.34)	0:23.01 [10] (0:11.15)	0:34.35	-9
6	10 KIND WISH Martin Harley	22	66.5 400m	0:11.07 400m	1:36.24 [6] (0:15.80)	1:20.44 [9] (0:11.36)	1:09.08 [9] (0:11.29)	0:57.79 [9] (0:11.73)	0:46.06 [10] (0:11.67)	0:34.39 [9] (0:11.10)	0:23.29 [7] (0:11.07)	0:34.39	+1
7	4 CALCAREOUS Georgina Cartwright	5	66.2 1400m	0:11.11 1400m	1:36.37 [7] (0:15.73)	1:20.64 [8] (0:11.11)	1:09.53 [6] (0:11.25)	0:58.28 [6] (0:11.65)	0:46.63 [6] (0:11.72)	0:34.91 [6] (0:11.28)	0:23.63 [6] (0:11.36)	0:34.91	-2
8	2 GOOD LIEUTENANT Ryan Maloney	4	64.9 Overall	0:11.14 1400m	1:36.50 [8] (0:15.16)	1:21.34 [1] (0:11.14)	1:10.20 [2] (0:11.25)	0:58.95 [2] (0:11.65)	0:47.30 [2] (0:11.79)	0:35.51 [3] (0:11.44)	0:24.07 [4] (0:11.50)	0:35.51	-5
9	3 NORTHERN DECREE Noel Callow	9	66.2 1400m	0:11.12 1400m	1:36.59 [9] (0:15.32)	1:21.27 [4] (0:11.12)	1:10.15 [3] (0:11.31)	0:58.84 [4] (0:11.55)	0:47.29 [3] (0:11.67)	0:35.62 [2] (0:11.44)	0:24.18 [3] (0:11.58)	0:35.62	+2
10	6 SATAY CHICKEN Kyle Wilson-Taylor	10	67.5 400m	0:10.97 400m	1:36.78 [10] (0:16.09)	1:20.69 [11] (0:11.61)	1:09.08 [12] (0:11.37)	0:57.71 [12] (0:11.63)	0:46.08 [12] (0:11.52)	0:34.56 [12] (0:11.32)	0:23.24 [12] (0:10.97)	0:34.56	-3

Scratched: Diana's Affair (#8), Ultimate Outcome (#11), He's For The Girls (#14)

[] Ranking at each section and finish
 -:-:- No data available at this section
 NA No data available

SCN Saddle cloth number
 DNF Did not finish
 DNT Did not track



Doomben QLD Professional

Race 2: Become a BRC Member BM70 Handicap - 1615m

05 October 2024 - 12:48



BRISBANE
RACING CLUB

Track Rating: Good 4, Weather: Fine, Rail Position: +4m Entire

Section		Overall	1400m	1200m	1000m	800m	600m	400m	Last 600m
Field Times		1:35.87 (0:15.16)	1:20.71 (0:11.10)	1:09.61 (0:11.08)	0:58.53 (0:11.71)	0:46.82 (0:11.72)	0:35.10 (0:11.35)	0:23.75 (0:11.48)	0:35.10

Rank	TAB	Horse/Jockey	Barrier	Top Speed [km/h]	Fastest Section	Overall	1400m	1200m	1000m	800m	600m	400m	Last 600m	Distance Travelled [m]
11	13	CHARLIE'S CASE Nikita Beriman	123	67.2	0:11.33 1200m	1:36.90 [11] (0:15.72)	1:21.18 [7] (0:11.39)	1:09.79 [8] (0:11.33)	0:58.46 [8] (0:11.59)	0:46.87 [7] (0:11.59)	0:35.28 [7] (0:11.47)	0:23.81 [9] (0:11.53)	0:35.28	+7
12	9	FEATHERTOP Andrew Mallyon	8	64.7	0:11.32 1400m	1:38.13 [12] (0:15.95)	1:22.18 [10] (0:11.33)	1:10.85 [10] (0:11.32)	0:59.53 [10] (0:11.74)	0:47.79 [11] (0:11.69)	0:36.10 [11] (0:11.50)	0:24.60 [11] (0:11.49)	0:36.10	+1

Scratched: Diana's Affair (#8), Ultimate Outcome (#11), He's For The Girls (#14)

[] Ranking at each section and finish
 -:-:-:- No data available at this section
 NA No data available

SCN Saddle cloth number
 DNF Did not finish
 DNT Did not track



Doomben QLD Professional

Race 2: Become a BRC Member BM70 Handicap - 1615m

05 October 2024 - 12:48



BRISBANE
RACING CLUB

Track Rating: Good 4, Weather: Fine, Rail Position: +4m Entire

Section				200m				Last 600m	
Field Times				0:12.27				0:35.10	
Rank	TAB	Horse/Jockey	Barrier	Top Speed [km/h]	Fastest Section	Margin			Distance Travelled [m]
1	12	REDFORD James Orman	2	68.6 400m	0:10.81 400m	0:12.03 [3] (0:12.03)	1:35.87		0:34.01
2	5	PORKY Angela Jones	11	68.1 Overall	0:11.08 1200m	0:12.37 [1] (0:12.37)	0.62L		0:35.20 +0
3	7	THE CULLINAN Michael Murphy	7	66.1 Overall	0:11.18 1400m	0:12.42 [2] (0:12.42)	1.24L		0:34.96 +1
4	1	DEMON DARB Jag Guthmann-Chester	1	65.3 400m	0:11.14 1200m	0:12.17 [4] (0:12.17)	1.25L		0:34.66 -3
5	15	NEW JOY Tahlia Fenlon	6	65.4 400m	0:11.03 1400m	0:11.86 [9] (0:11.86)	1.73L		0:34.35 -9
6	10	KIND WISH Martin Harley	22	66.5 400m	0:11.07 400m	0:12.22 [7] (0:12.22)	2.22L		0:34.39 +1
7	4	CALCAREOUS Georgina Cartwright	5	66.2 1400m	0:11.11 1400m	0:12.27 [8] (0:12.27)	2.95L		0:34.91 -2
8	2	GOOD LIEUTENANT Ryan Maloney	4	64.9 Overall	0:11.14 1400m	0:12.57 [5] (0:12.57)	3.71L		0:35.51 -5
9	3	NORTHERN DECREE Noel Callow	9	66.2 1400m	0:11.12 1400m	0:12.60 [6] (0:12.60)	4.27L		0:35.62 +2
10	6	SATAY CHICKEN Kyle Wilson-Taylor	10	67.5 400m	0:10.97 400m	0:12.27 [10] (0:12.27)	5.36L		0:34.56 -3

Scratched: Diana's Affair (#8), Ultimate Outcome (#11), He's For The Girls (#14)

Report Created: Sat 5 October 2024 13:03 GMT+10 (Note: Timing is based on position data)

Page 3/16

[] Ranking at each section and finish
 -:-:- No data available at this section
 NA No data available

SCN Saddle cloth number
 DNF Did not finish
 DNT Did not track

data processed by TRIPLESDATA



Doomben QLD Professional

Race 2: Become a BRC Member BM70 Handicap - 1615m

05 October 2024 - 12:48



BRISBANE
RACING CLUB

Track Rating: Good 4, Weather: Fine, Rail Position: +4m Entire

Section				200m				Last 600m		
Field Times				0:12.27 (0:12.27)				0:35.10		
Rank	TAB	Horse/Jockey	Barrier	Top Speed [km/h]	Fastest Section	Margin			Distance Travelled [m]	
11	13	CHARLIE'S CASE	123	67.2	0:11.33	0:12.28 [11]	6.07L		0:35.28	+7
		Nikita Beriman		Overall	1200m	(0:12.28)				
12	9	FEATHERTOP	8	64.7	0:11.32	0:13.11 [12]	13.31L		0:36.10	+1
		Andrew Mallyon		1400m	1200m	(0:13.11)				

Scratched: Diana's Affair (#8), Ultimate Outcome (#11), He's For The Girls (#14)



Horse/Jockey Name	Redford
Final Rank	1
Fastest Section Time (Section)	0:10.81 (400m)
Top Speed [km/h] (Section)	68.6 (400m)
Race State	Finished



Doomben QLD Professional

Race 2: Become a BRC Member BM70 Handicap - 1615m

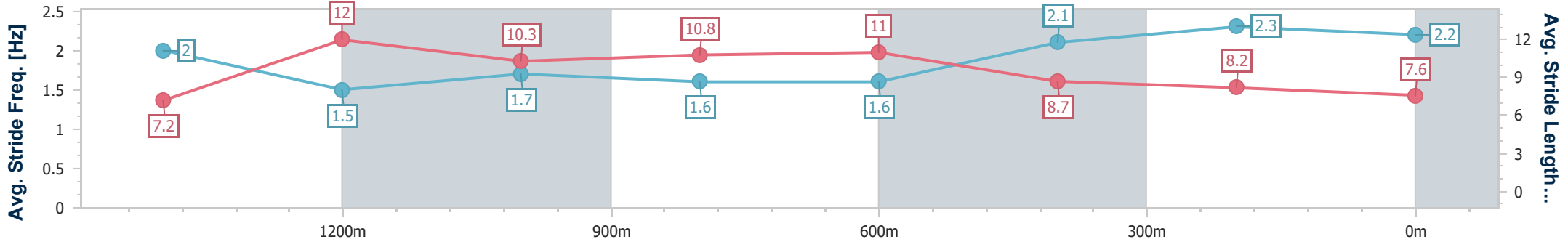
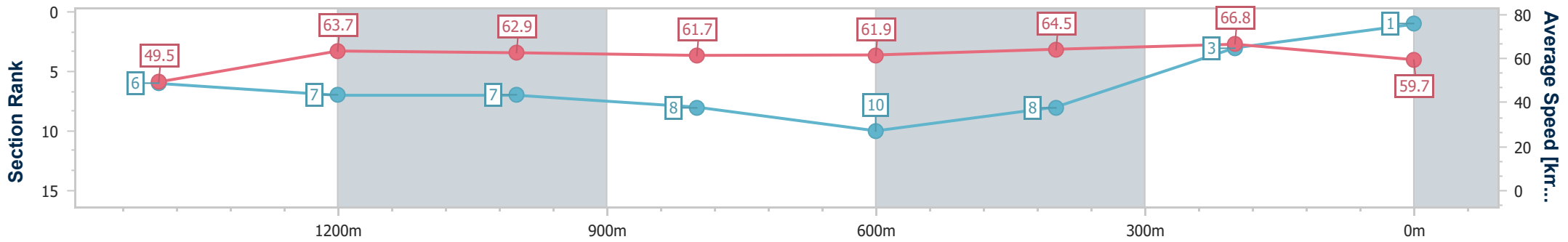
05 October 2024 - 12:48

Track Rating: Good 4, Weather: Fine, Rail Position: +4m Entire



BRISBANE RACING CLUB

Section	Overall	1400m	1200m	1000m	800m	600m	400m	200m
Section Times	1:35.87 [1] (0:15.65)	1:20.22 [6] (0:11.29)	1:08.93 [7] (0:11.45)	0:57.48 [7] (0:11.73)	0:45.75 [8] (0:11.74)	0:34.01 [10] (0:11.17)	0:22.84 [8] (0:10.81)	0:12.03 [3] (0:12.03)
Average Speed [km/h]	49.5	63.7	62.9	61.7	61.9	64.5	66.8	59.7
Top Speed [km/h]	65.1	65.5	63.3	62.9	64.1	66.6	68.6	67.3
Avg. Dist. to Rail [m]	2.4	0.3	1.3	1.3	1.5	0.5	1.9	2.5
Avg. Stride Freq. [Hz]	2.0	1.5	1.7	1.6	1.6	2.1	2.3	2.2
Avg. Stride Length [m]	7.2	12.0	10.3	10.8	11.0	8.7	8.2	7.6



- [] Ranking at each section and finish
- .-.- No data available at this section
- NA No data available



Horse/Jockey Name	Porky
Final Rank	2
Fastest Section Time (Section)	0:11.08 (1200m)
Top Speed [km/h] (Section)	68.1 (Overall)
Race State	Finished



Doomben QLD Professional

Race 2: Become a BRC Member BM70 Handicap - 1615m

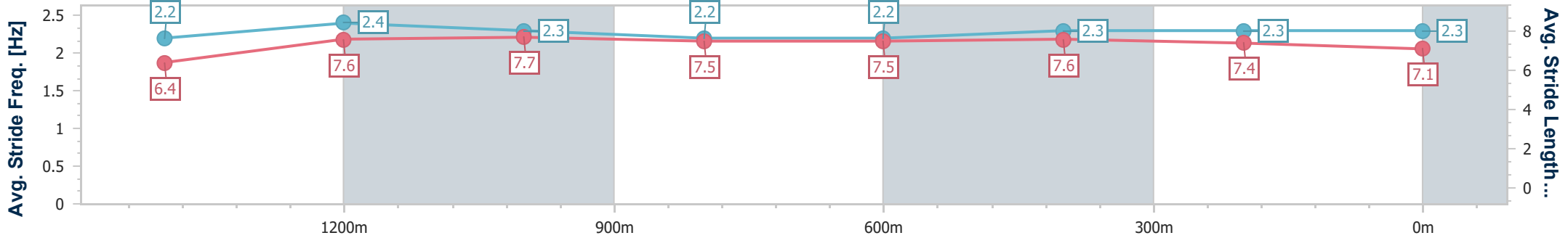
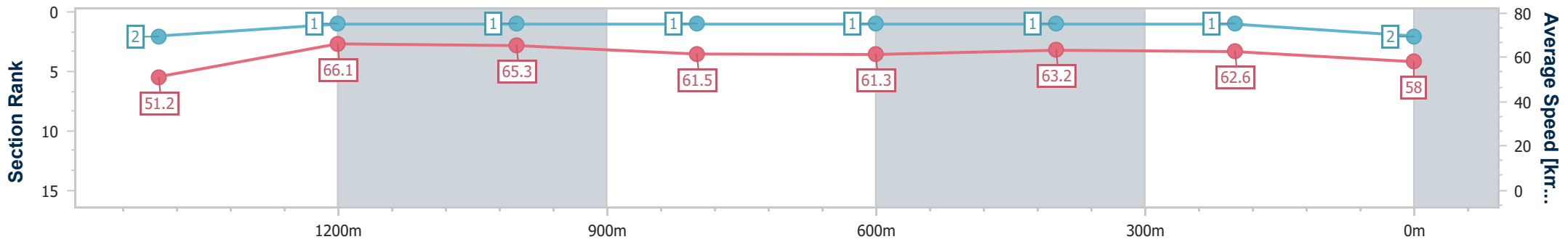
05 October 2024 - 12:48

Track Rating: Good 4, Weather: Fine, Rail Position: +4m Entire



BRISBANE RACING CLUB

Section	Overall	1400m	1200m	1000m	800m	600m	400m	200m
Section Times	1:35.97 [2] (0:15.17)	1:20.80 [2] (0:11.09)	1:09.71 [1] (0:11.08)	0:58.63 [1] (0:11.71)	0:46.92 [1] (0:11.72)	0:35.20 [1] (0:11.35)	0:23.85 [1] (0:11.48)	0:12.37 [1] (0:12.37)
Average Speed [km/h]	51.2	66.1	65.3	61.5	61.3	63.2	62.6	58.0
Top Speed [km/h]	68.1	66.6	65.8	62.9	61.5	63.2	63.4	61.1
Avg. Dist. to Rail [m]	7.8	2.7	2.2	0.7	0.2	0.9	1.4	0.3
Avg. Stride Freq. [Hz]	2.2	2.4	2.3	2.2	2.2	2.3	2.3	2.3
Avg. Stride Length [m]	6.4	7.6	7.7	7.5	7.5	7.6	7.4	7.1



- [] Ranking at each section and finish
- .-.- No data available at this section
- NA No data available



Horse/Jockey Name	The Cullinan
Final Rank	3
Fastest Section Time (Section)	0:11.18 (1400m)
Top Speed [km/h] (Section)	66.1 (Overall)
Race State	Finished



Doomben QLD Professional

Race 2: Become a BRC Member BM70 Handicap - 1615m

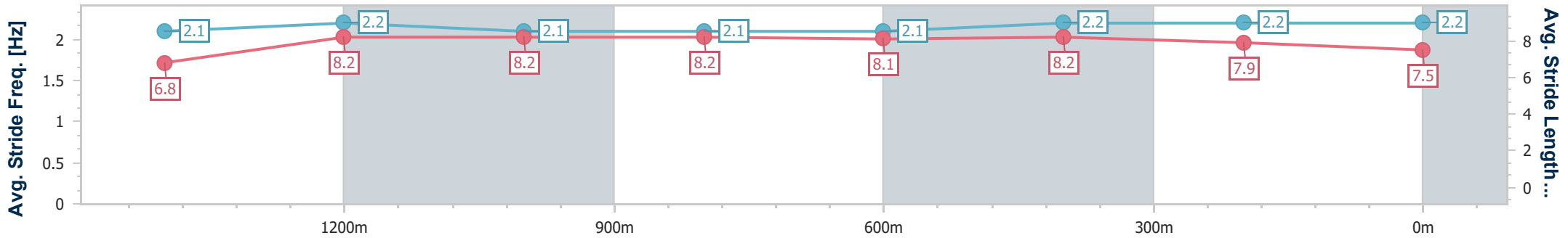
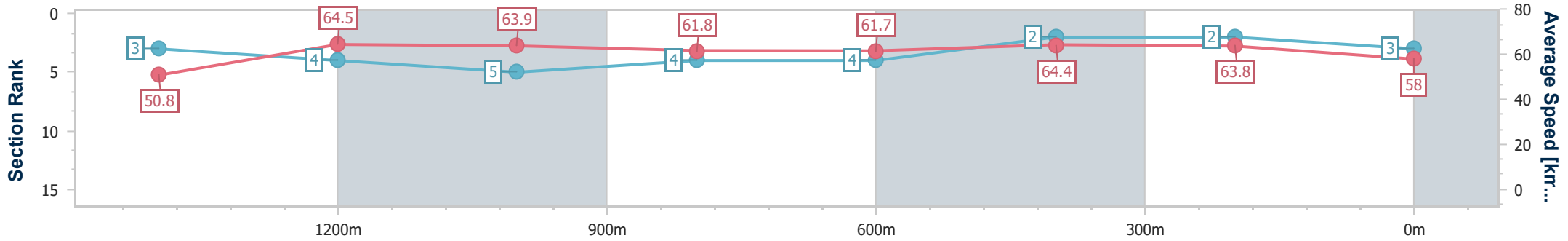
05 October 2024 - 12:48

Track Rating: Good 4, Weather: Fine, Rail Position: +4m Entire



BRISBANE RACING CLUB

Section	Overall	1400m	1200m	1000m	800m	600m	400m	200m
Section Times	1:36.08 [3] (0:15.28)	1:20.80 [3] (0:11.18)	1:09.62 [4] (0:11.30)	0:58.32 [5] (0:11.67)	0:46.65 [4] (0:11.69)	0:34.96 [4] (0:11.24)	0:23.72 [2] (0:11.30)	0:12.42 [2] (0:12.42)
Average Speed [km/h]	50.8	64.5	63.9	61.8	61.7	64.4	63.8	58.0
Top Speed [km/h]	66.1	65.8	64.8	62.7	62.8	64.9	65.0	62.0
Avg. Dist. to Rail [m]	4.6	0.8	1.8	0.5	0.8	0.6	1.8	1.8
Avg. Stride Freq. [Hz]	2.1	2.2	2.1	2.1	2.1	2.2	2.2	2.2
Avg. Stride Length [m]	6.8	8.2	8.2	8.2	8.1	8.2	7.9	7.5



- [] Ranking at each section and finish
- .-.- No data available at this section
- NA No data available



Horse/Jockey Name	Demon Darb
Final Rank	4
Fastest Section Time (Section)	0:11.14 (1200m)
Top Speed [km/h] (Section)	65.3 (400m)
Race State	Finished



Doomben QLD Professional

Race 2: Become a BRC Member BM70 Handicap - 1615m

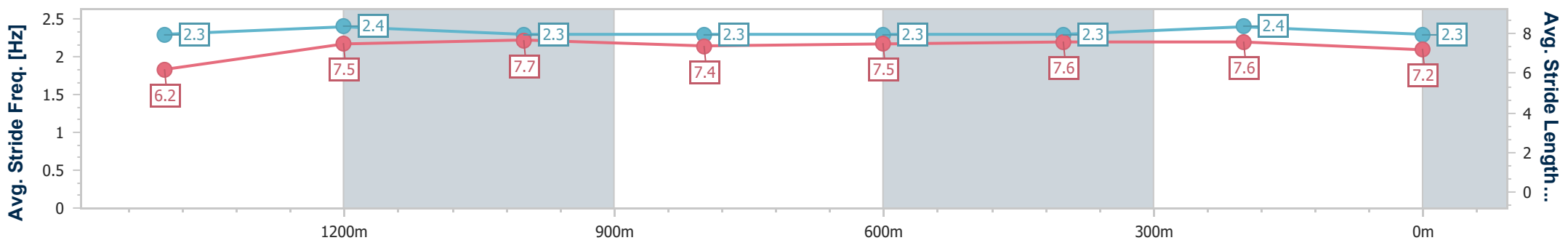
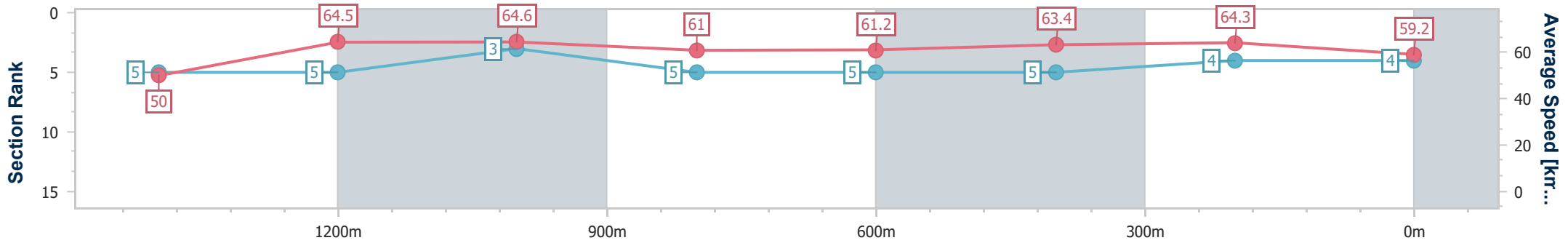
05 October 2024 - 12:48

Track Rating: Good 4, Weather: Fine, Rail Position: +4m Entire



BRISBANE RACING CLUB

Section	Overall	1400m	1200m	1000m	800m	600m	400m	200m
Section Times	1:36.08 [4] (0:15.46)	1:20.62 [5] (0:11.15)	1:09.47 [5] (0:11.14)	0:58.33 [3] (0:11.84)	0:46.49 [5] (0:11.83)	0:34.66 [5] (0:11.30)	0:23.36 [5] (0:11.19)	0:12.17 [4] (0:12.17)
Average Speed [km/h]	50.0	64.5	64.6	61.0	61.2	63.4	64.3	59.2
Top Speed [km/h]	64.8	65.1	65.1	63.3	62.2	64.2	65.3	62.5
Avg. Dist. to Rail [m]	0.8	0.5	1.1	1.2	0.7	0.9	1.5	2.2
Avg. Stride Freq. [Hz]	2.3	2.4	2.3	2.3	2.3	2.3	2.4	2.3
Avg. Stride Length [m]	6.2	7.5	7.7	7.4	7.5	7.6	7.6	7.2



- [] Ranking at each section and finish
- .-.- No data available at this section
- NA No data available



Horse/Jockey Name	New Joy
Final Rank	5
Fastest Section Time (Section)	0:11.03 (1400m)
Top Speed [km/h] (Section)	65.4 (400m)
Race State	Finished



Doomben QLD Professional

Race 2: Become a BRC Member BM70 Handicap - 1615m

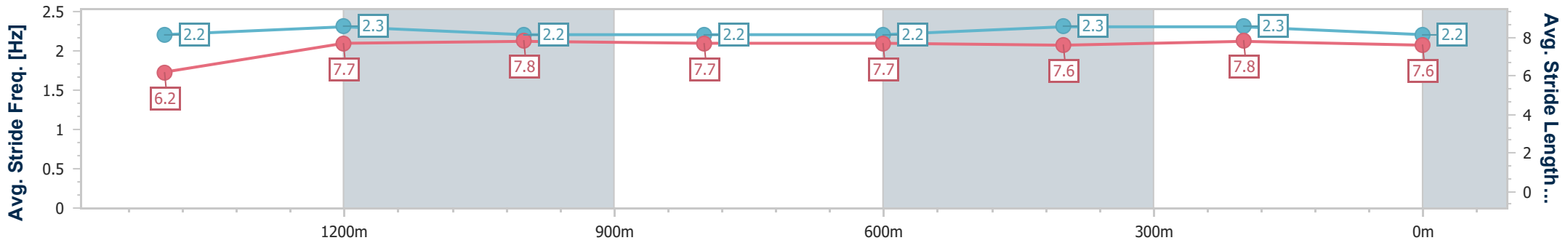
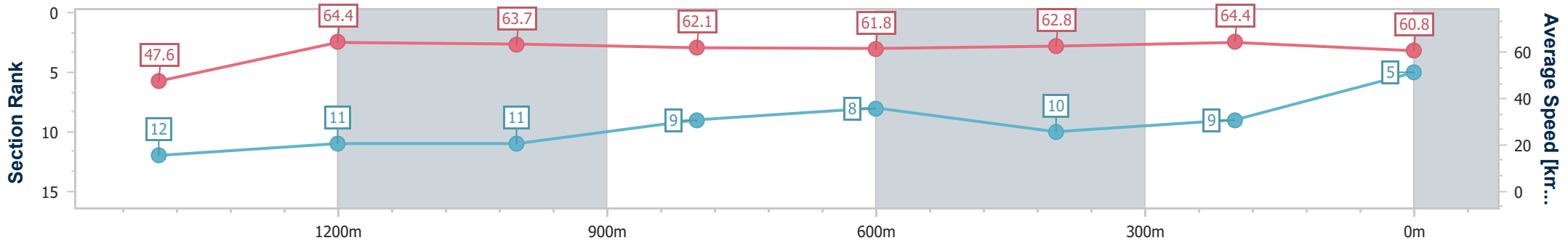
05 October 2024 - 12:48

Track Rating: Good 4, Weather: Fine, Rail Position: +4m Entire



BRISBANE RACING CLUB

Section	Overall	1400m	1200m	1000m	800m	600m	400m	200m
Section Times	1:36.16 [5] (0:16.27)	1:19.89 [12] (0:11.03)	1:08.86 [11] (0:11.30)	0:57.56 [11] (0:11.57)	0:45.99 [9] (0:11.64)	0:34.35 [8] (0:11.34)	0:23.01 [10] (0:11.15)	0:11.86 [9] (0:11.86)
Average Speed [km/h]	47.6	64.4	63.7	62.1	61.8	62.8	64.4	60.8
Top Speed [km/h]	62.1	65.0	64.3	64.5	62.4	63.3	65.4	64.4
Avg. Dist. to Rail [m]	2.7	1.8	0.7	0.6	0.8	1.3	1.2	0.3
Avg. Stride Freq. [Hz]	2.2	2.3	2.2	2.2	2.2	2.3	2.3	2.2
Avg. Stride Length [m]	6.2	7.7	7.8	7.7	7.7	7.6	7.8	7.6



- [] Ranking at each section and finish
- .-.- No data available at this section
- NA No data available



Horse/Jockey Name	Kind Wish
Final Rank	6
Fastest Section Time (Section)	0:11.07 (400m)
Top Speed [km/h] (Section)	66.5 (400m)
Race State	Finished



Doomben QLD Professional

Race 2: Become a BRC Member BM70 Handicap - 1615m

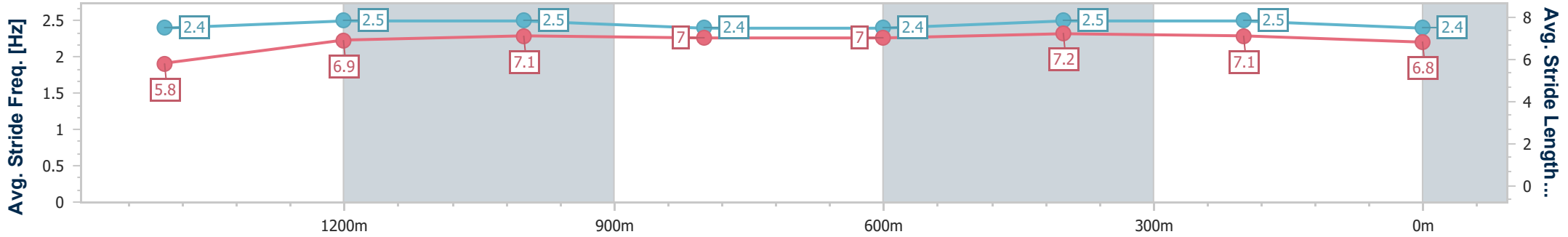
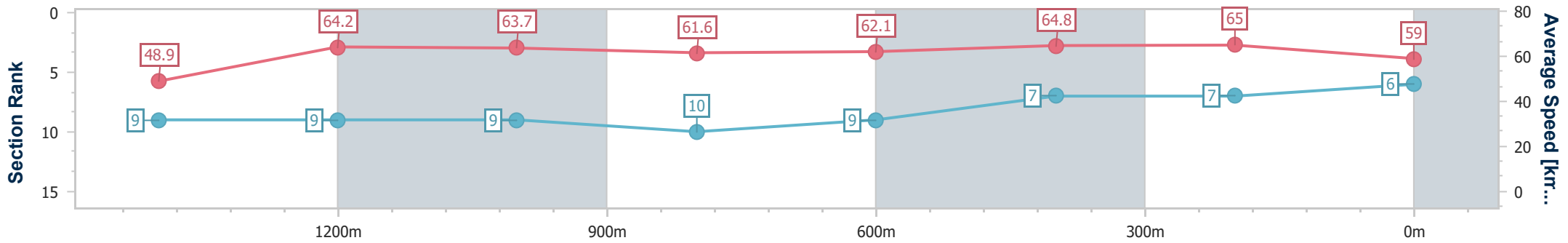
05 October 2024 - 12:48

Track Rating: Good 4, Weather: Fine, Rail Position: +4m Entire



BRISBANE RACING CLUB

Section	Overall	1400m	1200m	1000m	800m	600m	400m	200m
Section Times	1:36.24 [6] (0:15.80)	1:20.44 [9] (0:11.36)	1:09.08 [9] (0:11.29)	0:57.79 [9] (0:11.73)	0:46.06 [10] (0:11.67)	0:34.39 [9] (0:11.10)	0:23.29 [7] (0:11.07)	0:12.22 [7] (0:12.22)
Average Speed [km/h]	48.9	64.2	63.7	61.6	62.1	64.8	65.0	59.0
Top Speed [km/h]	62.9	64.9	64.1	63.0	63.3	65.4	66.5	63.7
Avg. Dist. to Rail [m]	2.1	1.5	1.7	1.5	1.1	0.5	2.4	3.0
Avg. Stride Freq. [Hz]	2.4	2.5	2.5	2.4	2.4	2.5	2.5	2.4
Avg. Stride Length [m]	5.8	6.9	7.1	7.0	7.0	7.2	7.1	6.8



- [] Ranking at each section and finish
- .-.- No data available at this section
- NA No data available



Horse/Jockey Name	Calcareous
Final Rank	7
Fastest Section Time (Section)	0:11.11 (1400m)
Top Speed [km/h] (Section)	66.2 (1400m)
Race State	Finished



Doomben QLD Professional

Race 2: Become a BRC Member BM70 Handicap - 1615m

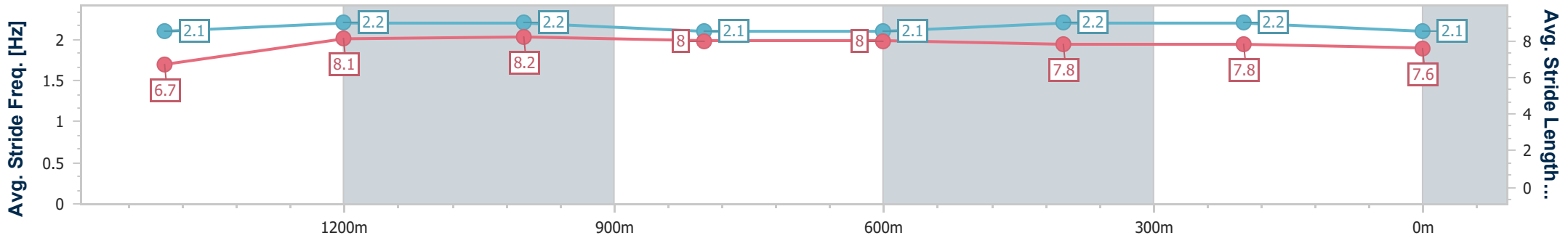
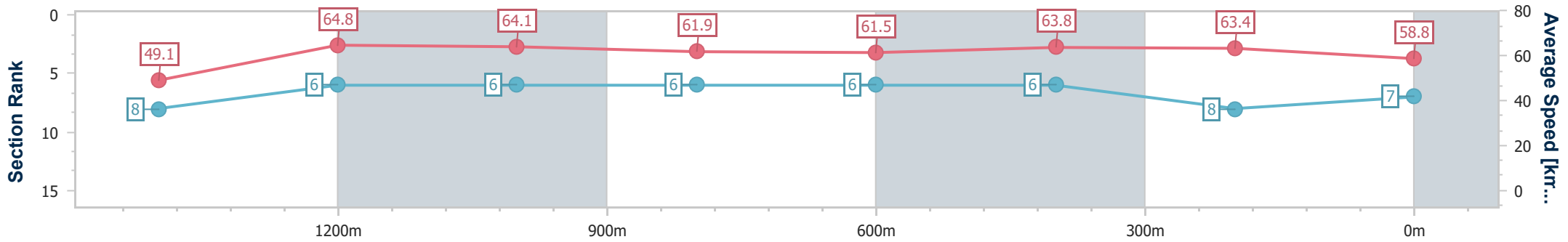
05 October 2024 - 12:48

Track Rating: Good 4, Weather: Fine, Rail Position: +4m Entire



BRISBANE RACING CLUB

Section	Overall	1400m	1200m	1000m	800m	600m	400m	200m
Section Times	1:36.37 [7] (0:15.73)	1:20.64 [8] (0:11.11)	1:09.53 [6] (0:11.25)	0:58.28 [6] (0:11.65)	0:46.63 [6] (0:11.72)	0:34.91 [6] (0:11.28)	0:23.63 [6] (0:11.36)	0:12.27 [8] (0:12.27)
Average Speed [km/h]	49.1	64.8	64.1	61.9	61.5	63.8	63.4	58.8
Top Speed [km/h]	63.4	66.2	64.2	63.3	62.2	65.0	64.8	61.8
Avg. Dist. to Rail [m]	2.8	0.3	0.6	0.6	0.3	0.4	1.0	1.6
Avg. Stride Freq. [Hz]	2.1	2.2	2.2	2.1	2.1	2.2	2.2	2.1
Avg. Stride Length [m]	6.7	8.1	8.2	8.0	8.0	7.8	7.8	7.6



- [] Ranking at each section and finish
- .-.- No data available at this section
- NA No data available



Horse/Jockey Name	Good Lieutenant
Final Rank	8
Fastest Section Time (Section)	0:11.14 (1400m)
Top Speed [km/h] (Section)	64.9 (Overall)
Race State	Finished



Doomben QLD Professional

Race 2: Become a BRC Member BM70 Handicap - 1615m

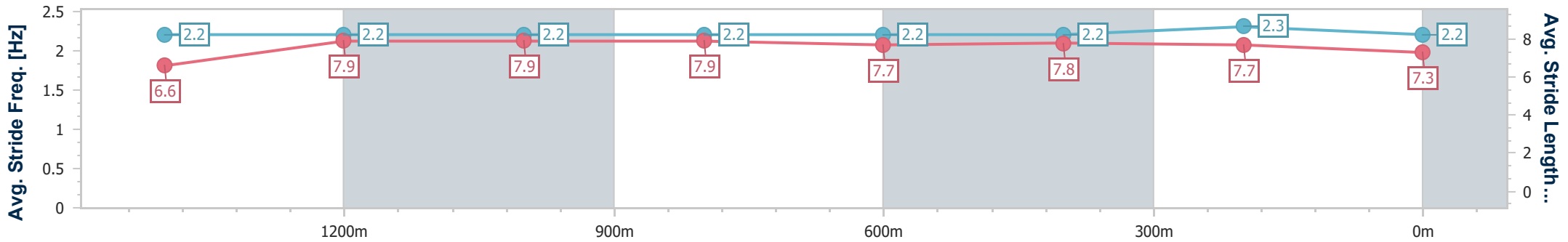
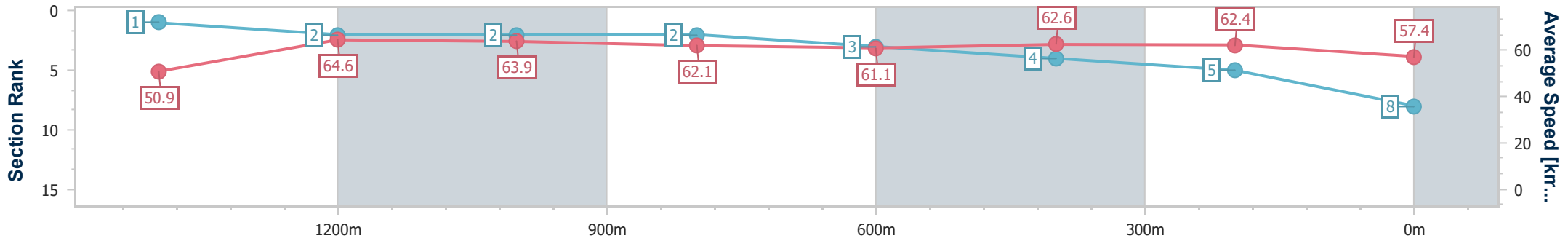
05 October 2024 - 12:48

Track Rating: Good 4, Weather: Fine, Rail Position: +4m Entire



BRISBANE RACING CLUB

Section	Overall	1400m	1200m	1000m	800m	600m	400m	200m
Section Times	1:36.50 [8] (0:15.16)	1:21.34 [1] (0:11.14)	1:10.20 [2] (0:11.25)	0:58.95 [2] (0:11.65)	0:47.30 [2] (0:11.79)	0:35.51 [3] (0:11.44)	0:24.07 [4] (0:11.50)	0:12.57 [5] (0:12.57)
Average Speed [km/h]	50.9	64.6	63.9	62.1	61.1	62.6	62.4	57.4
Top Speed [km/h]	64.9	64.6	64.8	62.6	61.3	63.0	63.6	60.3
Avg. Dist. to Rail [m]	3.3	0.6	0.2	0.8	0.4	0.8	1.0	1.4
Avg. Stride Freq. [Hz]	2.2	2.2	2.2	2.2	2.2	2.2	2.3	2.2
Avg. Stride Length [m]	6.6	7.9	7.9	7.9	7.7	7.8	7.7	7.3



- [] Ranking at each section and finish
- .-.- No data available at this section
- NA No data available



Horse/Jockey Name	Northern Decree
Final Rank	9
Fastest Section Time (Section)	0:11.12 (1400m)
Top Speed [km/h] (Section)	66.2 (1400m)
Race State	Finished



Doomben QLD Professional

Race 2: Become a BRC Member BM70 Handicap - 1615m

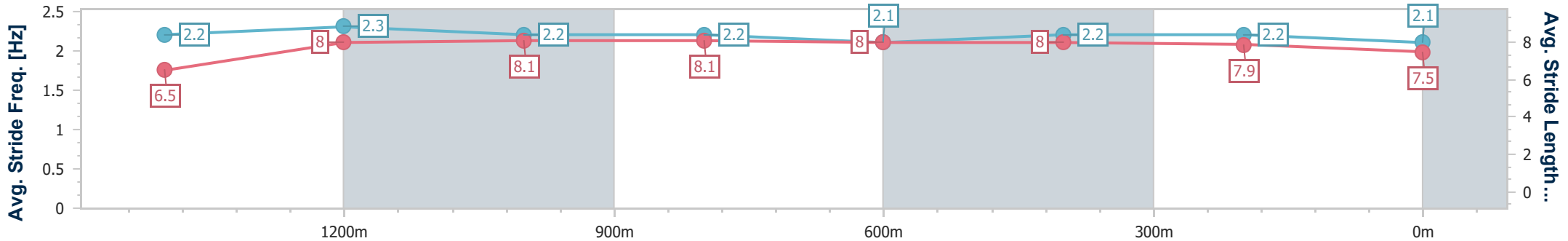
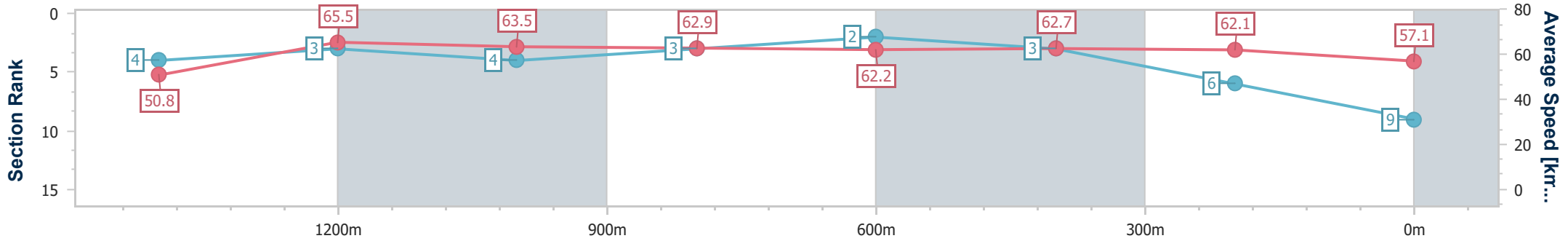
05 October 2024 - 12:48

Track Rating: Good 4, Weather: Fine, Rail Position: +4m Entire



BRISBANE RACING CLUB

Section	Overall	1400m	1200m	1000m	800m	600m	400m	200m
Section Times	1:36.59 [9] (0:15.32)	1:21.27 [4] (0:11.12)	1:10.15 [3] (0:11.31)	0:58.84 [4] (0:11.55)	0:47.29 [3] (0:11.67)	0:35.62 [2] (0:11.44)	0:24.18 [3] (0:11.58)	0:12.60 [6] (0:12.60)
Average Speed [km/h]	50.8	65.5	63.5	62.9	62.2	62.7	62.1	57.1
Top Speed [km/h]	65.7	66.2	64.9	63.0	62.5	63.2	63.1	60.4
Avg. Dist. to Rail [m]	5.3	1.9	2.9	2.4	1.5	0.9	0.9	0.3
Avg. Stride Freq. [Hz]	2.2	2.3	2.2	2.2	2.1	2.2	2.2	2.1
Avg. Stride Length [m]	6.5	8.0	8.1	8.1	8.0	8.0	7.9	7.5



- [] Ranking at each section and finish
- .-.- No data available at this section
- NA No data available



Horse/Jockey Name	Satay Chicken
Final Rank	10
Fastest Section Time (Section)	0:10.97 (400m)
Top Speed [km/h] (Section)	67.5 (400m)
Race State	Finished



Doomben QLD Professional

Race 2: Become a BRC Member BM70 Handicap - 1615m

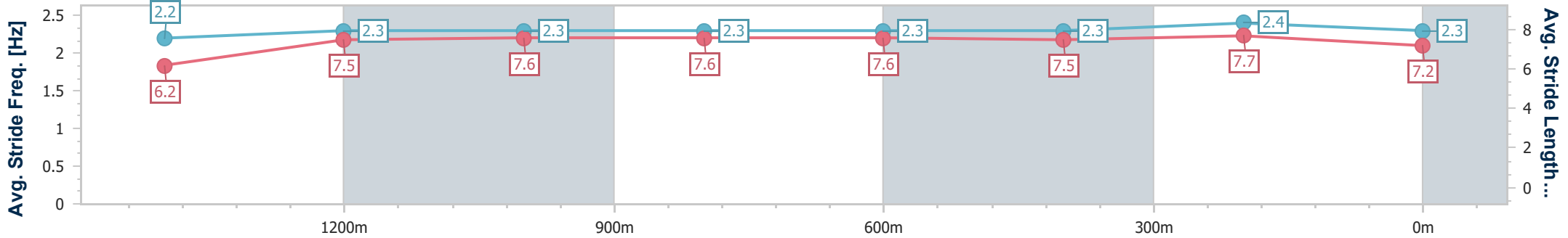
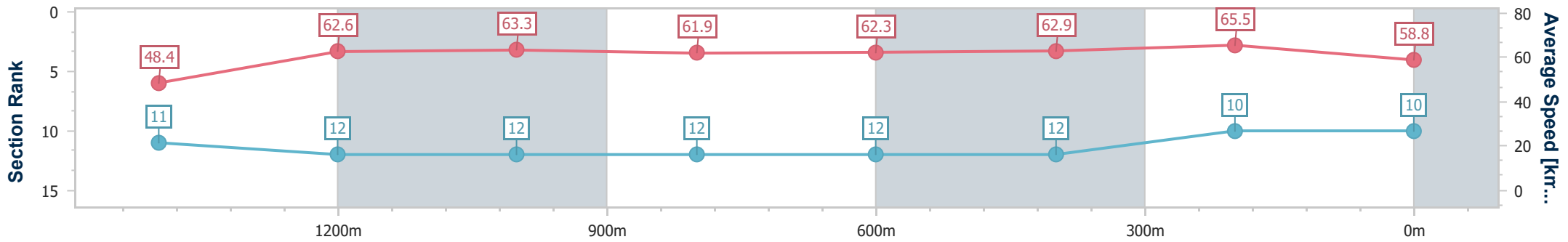
05 October 2024 - 12:48

Track Rating: Good 4, Weather: Fine, Rail Position: +4m Entire



BRISBANE RACING CLUB

Section	Overall	1400m	1200m	1000m	800m	600m	400m	200m
Section Times	1:36.78 [10] (0:16.09)	1:20.69 [11] (0:11.61)	1:09.08 [12] (0:11.37)	0:57.71 [12] (0:11.63)	0:46.08 [12] (0:11.52)	0:34.56 [12] (0:11.32)	0:23.24 [12] (0:10.97)	0:12.27 [10] (0:12.27)
Average Speed [km/h]	48.4	62.6	63.3	61.9	62.3	62.9	65.5	58.8
Top Speed [km/h]	61.6	63.1	64.4	62.9	63.4	66.2	67.5	63.4
Avg. Dist. to Rail [m]	5.5	1.6	1.2	0.6	1.0	1.3	1.0	4.7
Avg. Stride Freq. [Hz]	2.2	2.3	2.3	2.3	2.3	2.3	2.4	2.3
Avg. Stride Length [m]	6.2	7.5	7.6	7.6	7.6	7.5	7.7	7.2



- [] Ranking at each section and finish
- .-.- No data available at this section
- NA No data available



Horse/Jockey Name	Charlie's Case
Final Rank	11
Fastest Section Time (Section)	0:11.33 (1200m)
Top Speed [km/h] (Section)	67.2 (Overall)
Race State	Finished



Doomben QLD Professional

Race 2: Become a BRC Member BM70 Handicap - 1615m

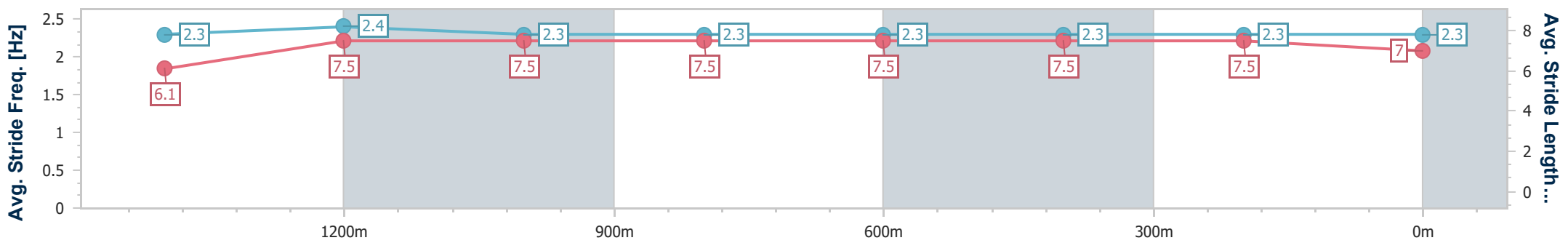
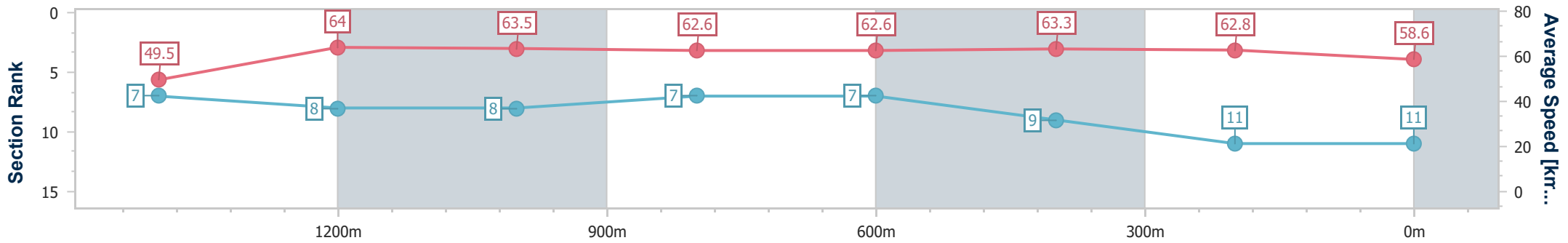
05 October 2024 - 12:48

Track Rating: Good 4, Weather: Fine, Rail Position: +4m Entire



BRISBANE RACING CLUB

Section	Overall	1400m	1200m	1000m	800m	600m	400m	200m
Section Times	1:36.90 [11] (0:15.72)	1:21.18 [7] (0:11.39)	1:09.79 [8] (0:11.33)	0:58.46 [8] (0:11.59)	0:46.87 [7] (0:11.59)	0:35.28 [7] (0:11.47)	0:23.81 [9] (0:11.53)	0:12.28 [11] (0:12.28)
Average Speed [km/h]	49.5	64.0	63.5	62.6	62.6	63.3	62.8	58.6
Top Speed [km/h]	67.2	64.8	64.1	63.2	63.2	63.4	63.8	62.5
Avg. Dist. to Rail [m]	8.9	2.3	2.6	2.3	1.9	1.5	2.8	5.1
Avg. Stride Freq. [Hz]	2.3	2.4	2.3	2.3	2.3	2.3	2.3	2.3
Avg. Stride Length [m]	6.1	7.5	7.5	7.5	7.5	7.5	7.5	7.0



- [] Ranking at each section and finish
- .-.- No data available at this section
- NA No data available



Horse/Jockey Name	Feathertop
Final Rank	12
Fastest Section Time (Section)	0:11.32 (1200m)
Top Speed [km/h] (Section)	64.7 (1400m)
Race State	Finished



Doomben QLD Professional

Race 2: Become a BRC Member BM70 Handicap - 1615m

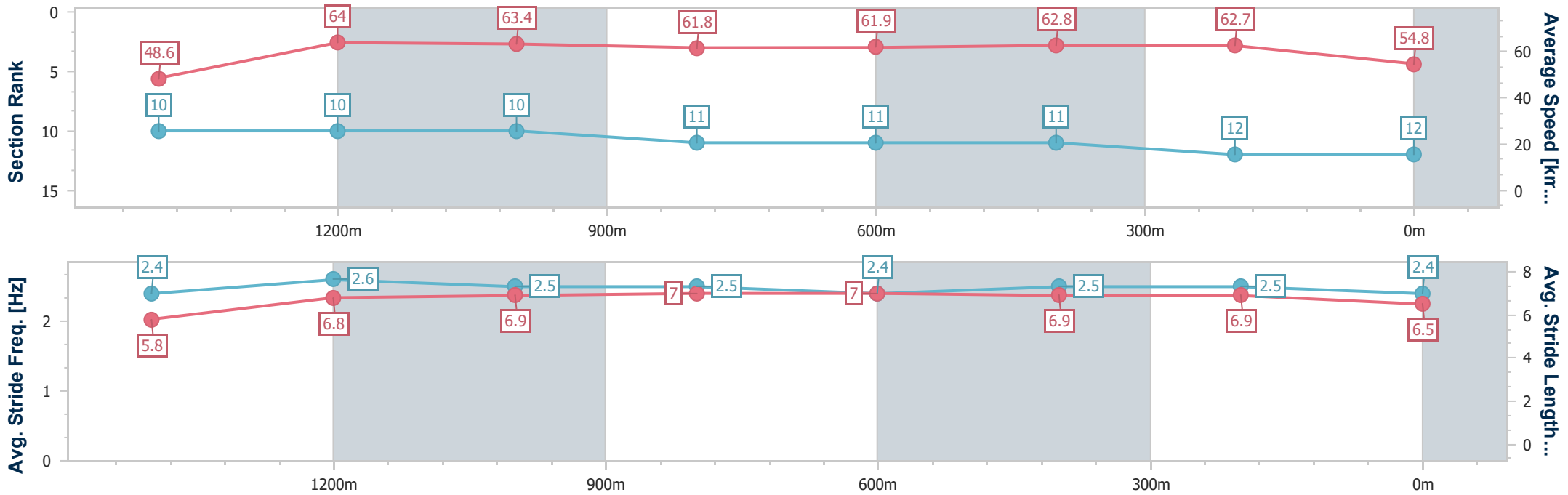
05 October 2024 - 12:48

Track Rating: Good 4, Weather: Fine, Rail Position: +4m Entire



BRISBANE RACING CLUB

Section	Overall	1400m	1200m	1000m	800m	600m	400m	200m
Section Times	1:38.13 [12] (0:15.95)	1:22.18 [10] (0:11.33)	1:10.85 [10] (0:11.32)	0:59.53 [10] (0:11.74)	0:47.79 [11] (0:11.69)	0:36.10 [11] (0:11.50)	0:24.60 [11] (0:11.49)	0:13.11 [12] (0:13.11)
Average Speed [km/h]	48.6	64.0	63.4	61.8	61.9	62.8	62.7	54.8
Top Speed [km/h]	62.5	64.7	64.5	63.8	63.0	64.1	64.4	61.4
Avg. Dist. to Rail [m]	3.9	0.8	1.5	1.4	1.0	0.5	0.9	0.4
Avg. Stride Freq. [Hz]	2.4	2.6	2.5	2.5	2.4	2.5	2.5	2.4
Avg. Stride Length [m]	5.8	6.8	6.9	7.0	7.0	6.9	6.9	6.5



- [] Ranking at each section and finish
- .-.- No data available at this section
- NA No data available