



Doomben QLD Professional

Race 5: XXXX QTIS Three-Years-Old Handicap - 1200m

05 October 2024 - 14:36



BRISBANE
RACING CLUB

Track Rating: Good 4, Weather: Fine, Rail Position: +4m Entire

Section		Field Times												
		Overall	1000m	800m	600m	400m	200m	Last 600m						
		1:08.82 (0:13.07)	0:55.75 (0:10.58)	0:45.17 (0:10.90)	0:34.27 (0:11.09)	0:23.18 (0:11.02)	0:12.16 (0:12.16)	0:34.27						
Rank	TAB Horse/Jockey	Barrier	Top Speed [km/h]	Fastest Section									Margin	Distance Travelled [m]
1	10 SCRIPTED Samantha Collett	6	69.7 1000m	0:10.69 1000m	1:08.82 [1] (0:13.36)	0:55.46 [4] (0:10.69)	0:44.77 [5] (0:10.87)	0:33.90 [5] (0:11.25)	0:22.65 [7] (0:10.87)	0:11.78 [4] (0:11.78)	1:08.82	0:33.90		
2	8 BOLLINGER MISS Tahlia Fenlon	2	71.0 1000m	0:10.44 1000m	1:08.89 [2] (0:13.50)	0:55.39 [7] (0:10.44)	0:44.95 [4] (0:10.90)	0:34.05 [3] (0:11.17)	0:22.88 [4] (0:11.04)	0:11.84 [5] (0:11.84)	0.41L	0:34.05	-8	
3	1 MISHANI LILY Cody Collis	1	69.7 Overall	0:10.56 1000m	1:08.90 [3] (0:13.13)	0:55.77 [2] (0:10.56)	0:45.21 [2] (0:10.86)	0:34.35 [1] (0:11.09)	0:23.26 [1] (0:11.02)	0:12.24 [1] (0:12.24)	0.49L	0:34.35	-13	
4	5 ESTRONDO Nozi Tomizawa	10	70.3 1000m	0:10.48 1000m	1:08.93 [4] (0:13.89)	0:55.04 [9] (0:10.48)	0:44.56 [7] (0:10.81)	0:33.75 [7] (0:11.05)	0:22.70 [8] (0:10.96)	0:11.74 [7] (0:11.74)	0.66L	0:33.75	-8	
5	2 GIN A TONIC Martin Harley	5	69.4 1000m	0:10.64 1000m	1:09.08 [5] (0:13.17)	0:55.91 [3] (0:10.64)	0:45.27 [3] (0:11.05)	0:34.22 [4] (0:11.01)	0:23.21 [3] (0:10.98)	0:12.23 [2] (0:12.23)	1.54L	0:34.22	+0	
6	4 DREAM SMART Nikita Beriman	9	69.2 600m	0:10.79 600m	1:09.16 [6] (0:13.46)	0:55.70 [5] (0:10.99)	0:44.71 [9] (0:10.86)	0:33.85 [8] (0:10.79)	0:23.06 [5] (0:10.89)	0:12.17 [3] (0:12.17)	1.98L	0:33.85	+2	
7	3 DON'T FORGET JACK Andrew Mallyon	7	69.1 1000m	0:10.88 800m	1:09.35 [7] (0:13.54)	0:55.81 [8] (0:10.91)	0:44.90 [8] (0:10.88)	0:34.02 [9] (0:11.15)	0:22.87 [9] (0:10.96)	0:11.91 [8] (0:11.91)	3.14L	0:34.02	-1	
8	9 APUNTAR Melea Castle	4	70.3 Overall	0:10.65 1000m	1:09.47 [8] (0:13.49)	0:55.98 [6] (0:10.65)	0:45.33 [6] (0:10.85)	0:34.48 [6] (0:11.18)	0:23.30 [6] (0:11.32)	0:11.98 [9] (0:11.98)	3.83L	0:34.48	-8	
9	7 HEART AND SPIRIT Angela Jones	8	69.4 Overall	0:10.58 1000m	1:09.66 [9] (0:13.07)	0:56.59 [1] (0:10.58)	0:46.01 [1] (0:11.05)	0:34.96 [2] (0:11.08)	0:23.88 [2] (0:11.30)	0:12.58 [6] (0:12.58)	4.91L	0:34.96	-9	

Scratched: Street Chase (#6)

[] Ranking at each section and finish
 -:-:- No data available at this section
 NA No data available

SCN Saddle cloth number
 DNF Did not finish
 DNT Did not track



Horse/Jockey Name	Scripted
Final Rank	1
Fastest Section Time (Section)	0:10.69 (1000m)
Top Speed [km/h] (Section)	69.7 (1000m)
Race State	Finished

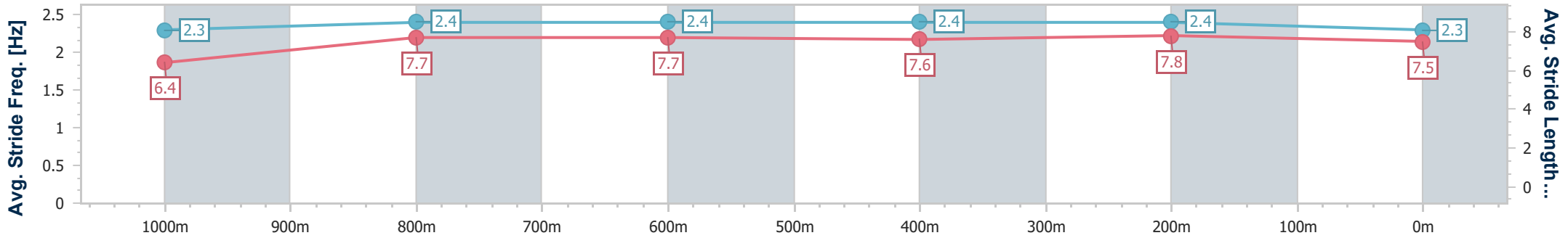
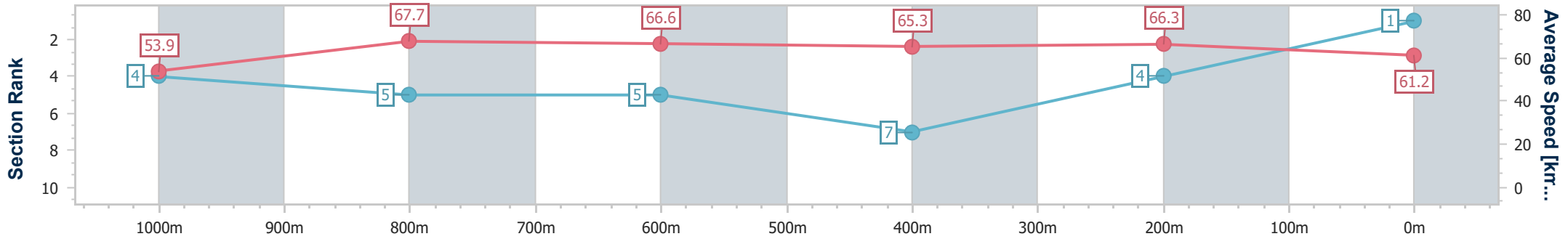


Doomben QLD Professional
Race 5: XXXX QTIS Three-Years-Old Handicap - 1200m
05 October 2024 - 14:36
Track Rating: Good 4, Weather: Fine, Rail Position: +4m Entire



BRISBANE
 RACING CLUB

Section	Overall	1000m	800m	600m	400m	200m
Section Times	1:08.82 [1] (0:13.36)	0:55.46 [4] (0:10.69)	0:44.77 [5] (0:10.87)	0:33.90 [5] (0:11.25)	0:22.65 [7] (0:10.87)	0:11.78 [4] (0:11.78)
Average Speed [km/h]	53.9	67.7	66.6	65.3	66.3	61.2
Top Speed [km/h]	68.8	69.7	68.3	66.2	68.1	65.7
Avg. Dist. to Rail [m]	2.4	1.1	2.1	3.4	1.4	1.9
Avg. Stride Freq. [Hz]	2.3	2.4	2.4	2.4	2.4	2.3
Avg. Stride Length [m]	6.4	7.7	7.7	7.6	7.8	7.5



- [] Ranking at each section and finish
- .-.- No data available at this section
- NA No data available



Horse/Jockey Name	Bollinger Miss
Final Rank	2
Fastest Section Time (Section)	0:10.44 (1000m)
Top Speed [km/h] (Section)	71.0 (1000m)
Race State	Finished

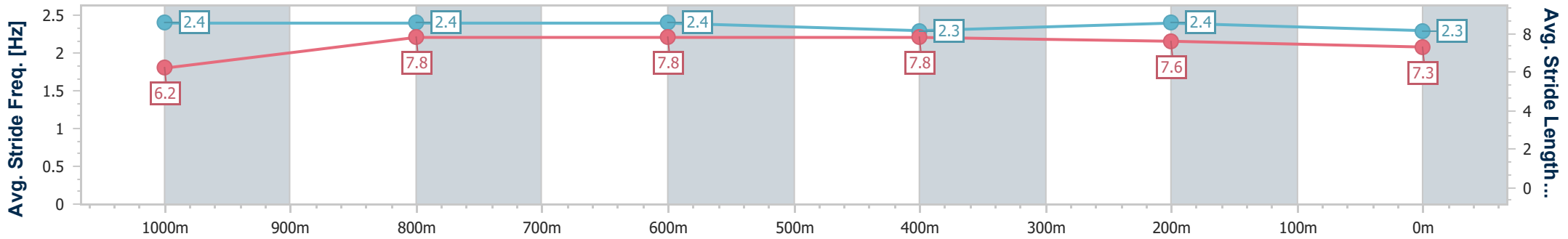
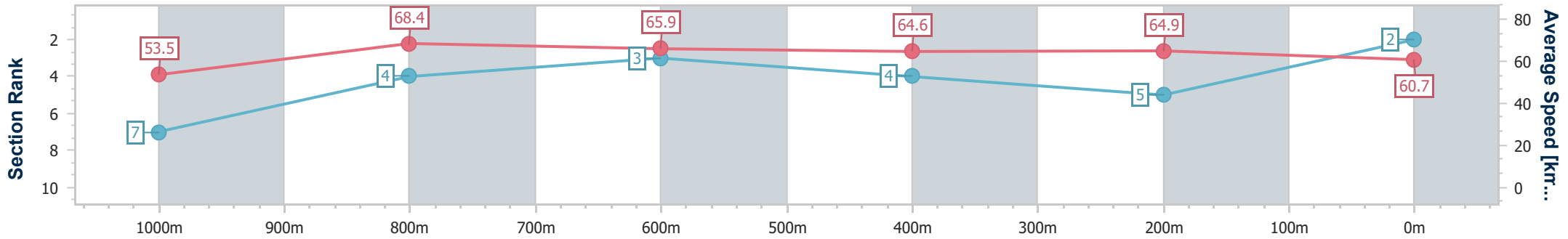


Doomben QLD Professional
Race 5: XXXX QTIS Three-Years-Old Handicap - 1200m
 05 October 2024 - 14:36
 Track Rating: Good 4, Weather: Fine, Rail Position: +4m Entire



BRISBANE
RACING CLUB

Section	Overall	1000m	800m	600m	400m	200m
Section Times	1:08.89 [2] (0:13.50)	0:55.39 [7] (0:10.44)	0:44.95 [4] (0:10.90)	0:34.05 [3] (0:11.17)	0:22.88 [4] (0:11.04)	0:11.84 [5]
Average Speed [km/h]	53.5	68.4	65.9	64.6	64.9	60.7
Top Speed [km/h]	69.6	71.0	66.5	65.6	65.7	63.9
Avg. Dist. to Rail [m]	1.6	1.9	0.5	0.7	2.1	1.9
Avg. Stride Freq. [Hz]	2.4	2.4	2.4	2.3	2.4	2.3
Avg. Stride Length [m]	6.2	7.8	7.8	7.8	7.6	7.3



- [] Ranking at each section and finish
- .-.- No data available at this section
- NA No data available



Horse/Jockey Name	Mishani Lily
Final Rank	3
Fastest Section Time (Section)	0:10.56 (1000m)
Top Speed [km/h] (Section)	69.7 (Overall)
Race State	Finished

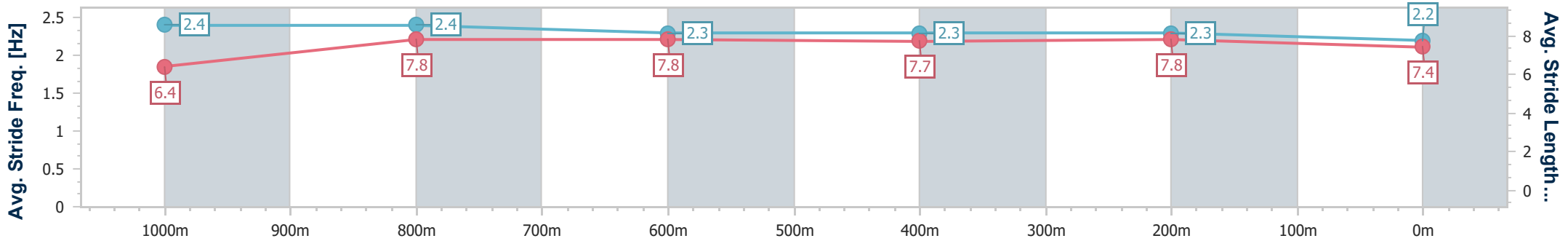
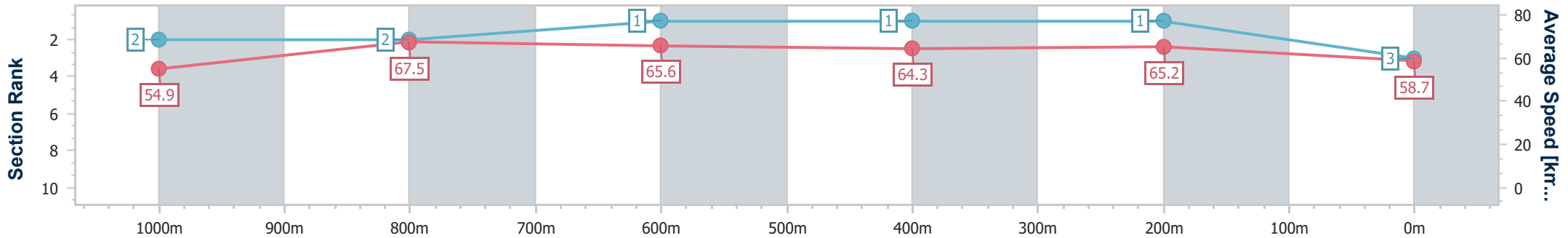


Doomben QLD Professional
Race 5: XXXX QTIS Three-Years-Old Handicap - 1200m
05 October 2024 - 14:36
Track Rating: Good 4, Weather: Fine, Rail Position: +4m Entire



BRISBANE
 RACING CLUB

Section	Overall	1000m	800m	600m	400m	200m
Section Times	1:08.90 [3] (0:13.13)	0:55.77 [2] (0:10.56)	0:45.21 [2] (0:10.86)	0:34.35 [1] (0:11.09)	0:23.26 [1] (0:11.02)	0:12.24 [1] (0:12.24)
Average Speed [km/h]	54.9	67.5	65.6	64.3	65.2	58.7
Top Speed [km/h]	69.7	69.6	67.6	65.7	65.9	62.8
Avg. Dist. to Rail [m]	1.6	2.6	2.1	1.4	2.0	0.8
Avg. Stride Freq. [Hz]	2.4	2.4	2.3	2.3	2.3	2.2
Avg. Stride Length [m]	6.4	7.8	7.8	7.7	7.8	7.4



- [] Ranking at each section and finish
- .-.-.- No data available at this section
- NA No data available



Horse/Jockey Name	Estrondo
Final Rank	4
Fastest Section Time (Section)	0:10.48 (1000m)
Top Speed [km/h] (Section)	70.3 (1000m)
Race State	Finished

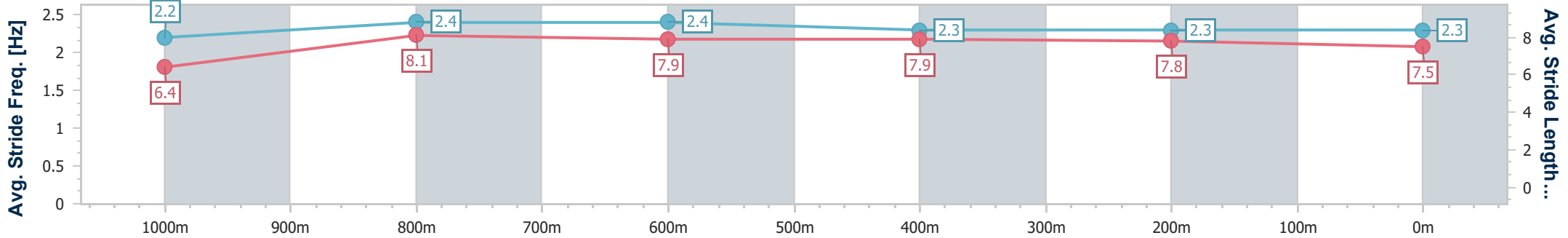
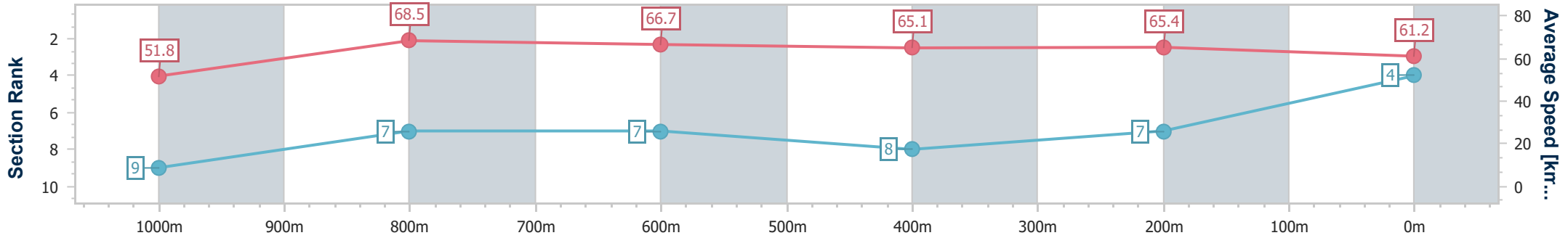


Doomben QLD Professional
Race 5: XXXX QTIS Three-Years-Old Handicap - 1200m
05 October 2024 - 14:36
Track Rating: Good 4, Weather: Fine, Rail Position: +4m Entire



BRISBANE
 RACING CLUB

Section	Overall	1000m	800m	600m	400m	200m
Section Times	1:08.93 [4] (0:13.89)	0:55.04 [9] (0:10.48)	0:44.56 [7] (0:10.81)	0:33.75 [7] (0:11.05)	0:22.70 [8] (0:10.96)	0:11.74 [7] (0:11.74)
Average Speed [km/h]	51.8	68.5	66.7	65.1	65.4	61.2
Top Speed [km/h]	68.8	70.3	68.5	66.7	67.4	64.7
Avg. Dist. to Rail [m]	3.8	0.8	1.2	1.0	1.1	0.4
Avg. Stride Freq. [Hz]	2.2	2.4	2.4	2.3	2.3	2.3
Avg. Stride Length [m]	6.4	8.1	7.9	7.9	7.8	7.5



- [] Ranking at each section and finish
- .-.- No data available at this section
- NA No data available



Horse/Jockey Name	Gin A Tonic
Final Rank	5
Fastest Section Time (Section)	0:10.64 (1000m)
Top Speed [km/h] (Section)	69.4 (1000m)
Race State	Finished

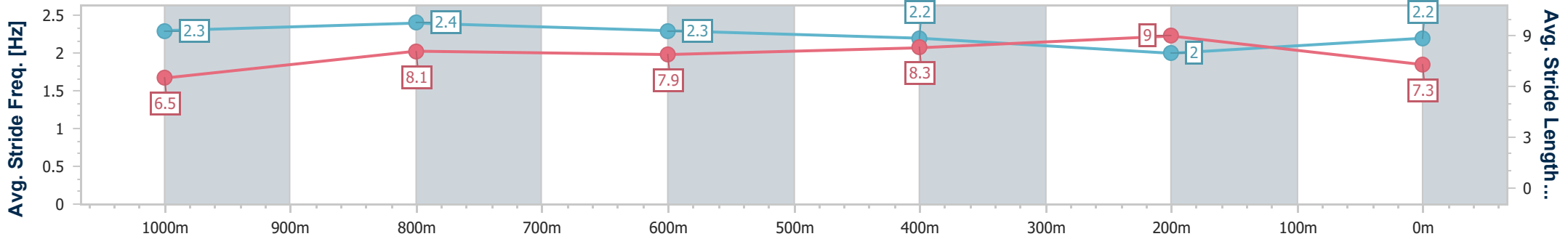
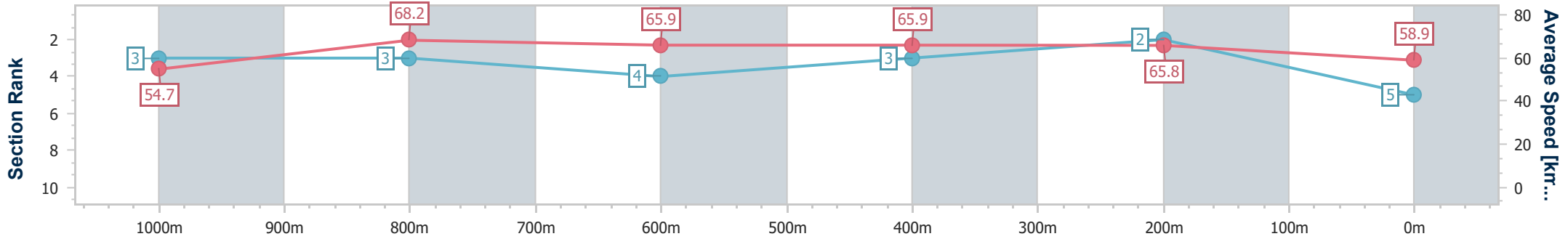


Doomben QLD Professional
Race 5: XXXX QTIS Three-Years-Old Handicap - 1200m
05 October 2024 - 14:36
Track Rating: Good 4, Weather: Fine, Rail Position: +4m Entire



BRISBANE
 RACING CLUB

Section	Overall	1000m	800m	600m	400m	200m
Section Times	1:09.08 [5] (0:13.17)	0:55.91 [3] (0:10.64)	0:45.27 [3] (0:11.05)	0:34.22 [4] (0:11.01)	0:23.21 [3] (0:10.98)	0:12.23 [2] (0:12.23)
Average Speed [km/h]	54.7	68.2	65.9	65.9	65.8	58.9
Top Speed [km/h]	68.4	69.4	67.9	67.9	67.4	63.4
Avg. Dist. to Rail [m]	2.0	1.6	2.7	2.0	0.6	1.3
Avg. Stride Freq. [Hz]	2.3	2.4	2.3	2.2	2.0	2.2
Avg. Stride Length [m]	6.5	8.1	7.9	8.3	9.0	7.3



- [] Ranking at each section and finish
- .-.- No data available at this section
- NA No data available



Horse/Jockey Name	Dream Smart
Final Rank	6
Fastest Section Time (Section)	0:10.79 (600m)
Top Speed [km/h] (Section)	69.2 (600m)
Race State	Finished

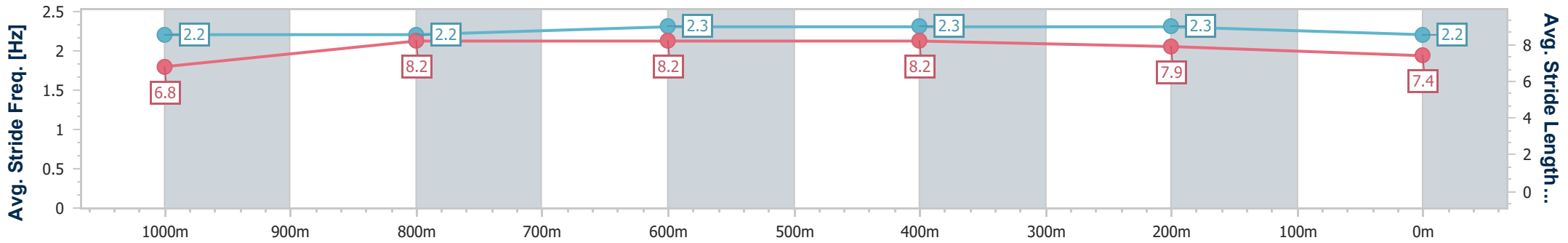
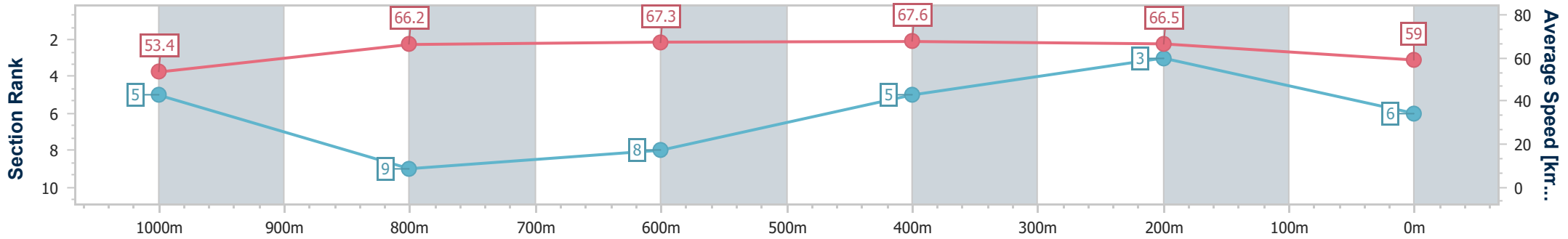


Doomben QLD Professional
Race 5: XXXX QTIS Three-Years-Old Handicap - 1200m
05 October 2024 - 14:36
Track Rating: Good 4, Weather: Fine, Rail Position: +4m Entire



BRISBANE
RACING CLUB

Section	Overall	1000m	800m	600m	400m	200m
Section Times	1:09.16 [6] (0:13.46)	0:55.70 [5] (0:10.99)	0:44.71 [9] (0:10.86)	0:33.85 [8] (0:10.79)	0:23.06 [5] (0:10.89)	0:12.17 [3] (0:12.17)
Average Speed [km/h]	53.4	66.2	67.3	67.6	66.5	59.0
Top Speed [km/h]	66.9	68.3	68.7	69.2	67.9	63.6
Avg. Dist. to Rail [m]	5.3	2.9	2.8	2.5	3.8	3.7
Avg. Stride Freq. [Hz]	2.2	2.2	2.3	2.3	2.3	2.2
Avg. Stride Length [m]	6.8	8.2	8.2	8.2	7.9	7.4



- [] Ranking at each section and finish
- .-.- No data available at this section
- NA No data available



Horse/Jockey Name	Don't Forget Jack
Final Rank	7
Fastest Section Time (Section)	0:10.88 (800m)
Top Speed [km/h] (Section)	69.1 (1000m)
Race State	Finished

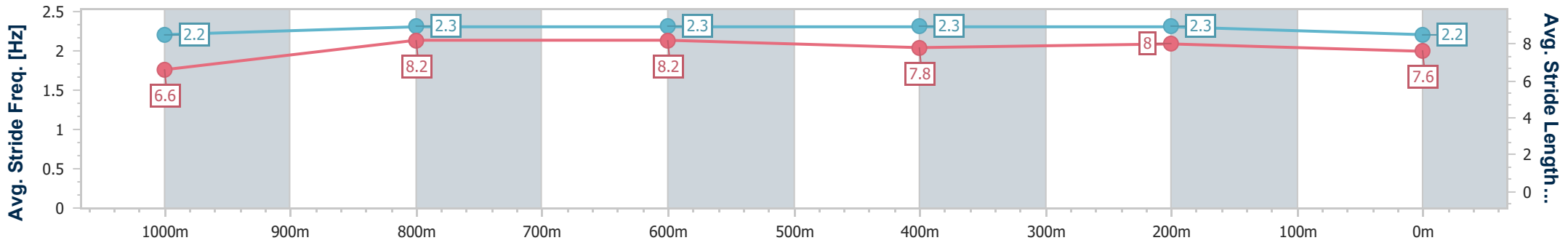
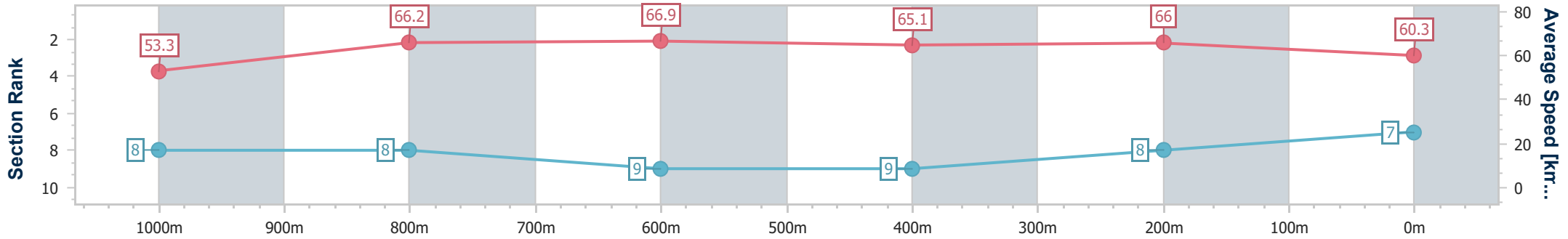


Doomben QLD Professional
Race 5: XXXX QTIS Three-Years-Old Handicap - 1200m
05 October 2024 - 14:36
Track Rating: Good 4, Weather: Fine, Rail Position: +4m Entire



BRISBANE
RACING CLUB

Section	Overall	1000m	800m	600m	400m	200m
Section Times	1:09.35 [7] (0:13.54)	0:55.81 [8] (0:10.91)	0:44.90 [8] (0:10.88)	0:34.02 [9] (0:11.15)	0:22.87 [9] (0:10.96)	0:11.91 [8] (0:11.91)
Average Speed [km/h]	53.3	66.2	66.9	65.1	66.0	60.3
Top Speed [km/h]	68.7	69.1	68.1	67.9	67.0	64.1
Avg. Dist. to Rail [m]	3.6	1.4	2.1	2.0	1.9	3.6
Avg. Stride Freq. [Hz]	2.2	2.3	2.3	2.3	2.3	2.2
Avg. Stride Length [m]	6.6	8.2	8.2	7.8	8.0	7.6



- [] Ranking at each section and finish
- .-.- No data available at this section
- NA No data available



Horse/Jockey Name	Apuntar
Final Rank	8
Fastest Section Time (Section)	0:10.65 (1000m)
Top Speed [km/h] (Section)	70.3 (Overall)
Race State	Finished

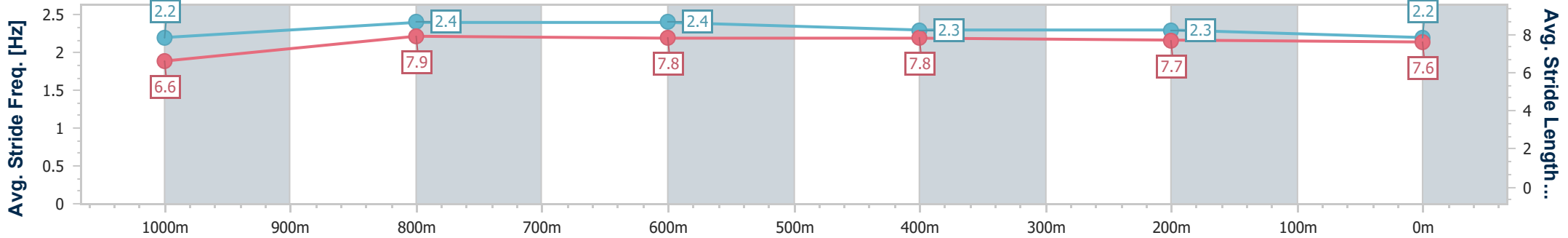
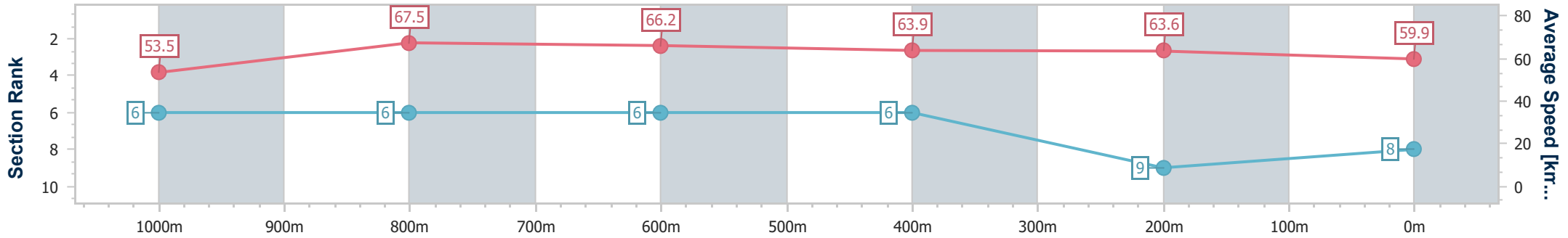


Doomben QLD Professional
Race 5: XXXX QTIS Three-Years-Old Handicap - 1200m
05 October 2024 - 14:36
Track Rating: Good 4, Weather: Fine, Rail Position: +4m Entire



BRISBANE
 RACING CLUB

Section	Overall	1000m	800m	600m	400m	200m
Section Times	1:09.47 [8] (0:13.49)	0:55.98 [6] (0:10.65)	0:45.33 [6] (0:10.85)	0:34.48 [6] (0:11.18)	0:23.30 [6] (0:11.32)	0:11.98 [9] (0:11.98)
Average Speed [km/h]	53.5	67.5	66.2	63.9	63.6	59.9
Top Speed [km/h]	70.3	70.0	67.7	65.3	64.3	63.1
Avg. Dist. to Rail [m]	0.8	0.2	0.6	1.5	0.8	0.9
Avg. Stride Freq. [Hz]	2.2	2.4	2.4	2.3	2.3	2.2
Avg. Stride Length [m]	6.6	7.9	7.8	7.8	7.7	7.6



- [] Ranking at each section and finish
- .-.- No data available at this section
- NA No data available



Horse/Jockey Name	Heart And Spirit
Final Rank	9
Fastest Section Time (Section)	0:10.58 (1000m)
Top Speed [km/h] (Section)	69.4 (Overall)
Race State	Finished

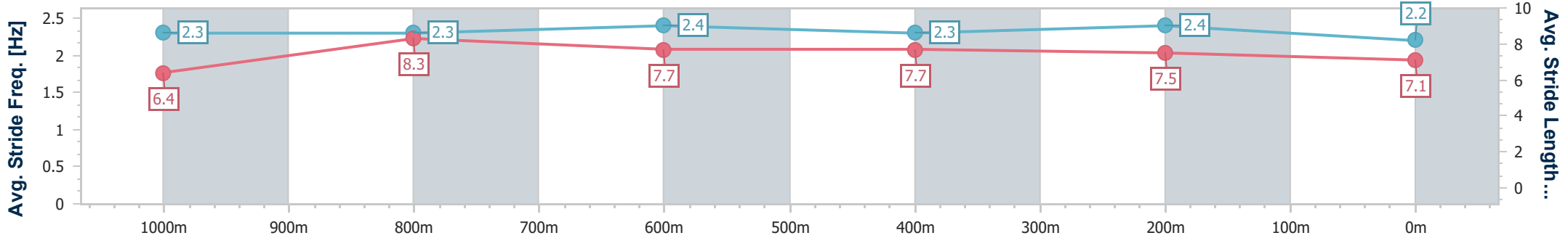
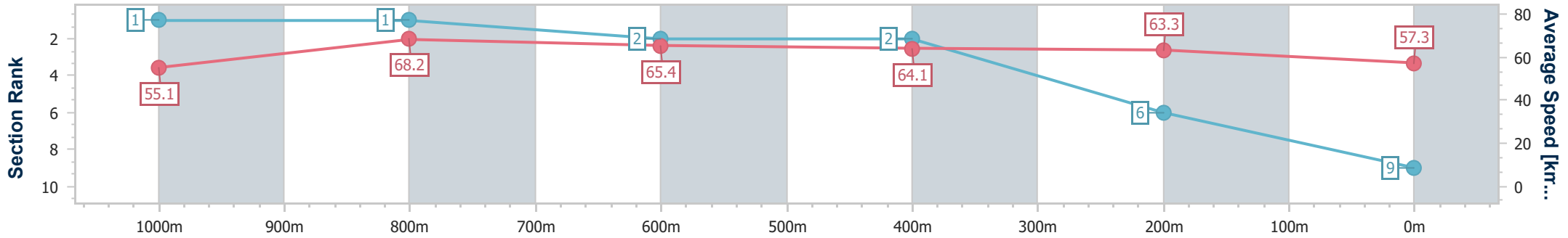


Doomben QLD Professional
Race 5: XXXX QTIS Three-Years-Old Handicap - 1200m
05 October 2024 - 14:36
Track Rating: Good 4, Weather: Fine, Rail Position: +4m Entire



BRISBANE
 RACING CLUB

Section	Overall	1000m	800m	600m	400m	200m
Section Times	1:09.66 [9] (0:13.07)	0:56.59 [1] (0:10.58)	0:46.01 [1] (0:11.05)	0:34.96 [2] (0:11.08)	0:23.88 [2] (0:11.30)	0:12.58 [6] (0:12.58)
Average Speed [km/h]	55.1	68.2	65.4	64.1	63.3	57.3
Top Speed [km/h]	69.4	69.0	66.3	65.6	64.6	62.1
Avg. Dist. to Rail [m]	4.3	1.6	0.7	2.1	2.0	1.2
Avg. Stride Freq. [Hz]	2.3	2.3	2.4	2.3	2.4	2.2
Avg. Stride Length [m]	6.4	8.3	7.7	7.7	7.5	7.1



- [] Ranking at each section and finish
- .-.- No data available at this section
- NA No data available