



Doomben QLD Professional

Race 8: Ladbrokes Own Spring No Metro Wins Handicap - 1110m

05 October 2024 - 16:18



BRISBANE
RACING CLUB

Track Rating: Good 3, Weather: Fine, Rail Position: +4m Entire

Section		Field Times											
		Overall	1000m	800m	600m	400m	200m	Last 600m					
		1:03.30 (0:08.23)	0:55.07 (0:10.42)	0:44.65 (0:10.76)	0:33.89 (0:10.96)	0:22.93 (0:10.99)	0:11.94 (0:11.94)	0:33.89					
Rank	TAB Horse/Jockey	Barrier	Top Speed [km/h]	Fastest Section							Margin	Distance Travelled [m]	
1	16 NAVYONTHEHIGHWAY Tahlia Fenlon	11	70.9 1000m	0:08.23 Overall	1:03.30 [1] (0:08.23)	0:55.07 [1] (0:10.42)	0:44.65 [1] (0:10.76)	0:33.89 [1] (0:11.02)	0:22.87 [2] (0:10.93)	0:11.94 [1] (0:11.94)	1:03.30	0:33.89	
2	7 THELWELL Melea Castle	17	69.8 1000m	0:08.69 Overall	1:03.58 [2] (0:08.69)	0:54.89 [9] (0:10.63)	0:44.26 [10] (0:10.86)	0:33.40 [10] (0:10.93)	0:22.47 [8] (0:10.77)	0:11.70 [5] (0:11.70)	1.6L	0:33.40	-2
3	17 SCUD Marnu Potgieter	1	69.6 1000m	0:08.62 Overall	1:03.63 [3] (0:08.62)	0:55.01 [8] (0:10.57)	0:44.44 [9] (0:10.95)	0:33.49 [9] (0:11.00)	0:22.49 [9] (0:10.97)	0:11.52 [8] (0:11.52)	1.91L	0:33.49	-10
4	3 MAJORELLE Andrew Mallyon	12	71.0 1000m	0:08.28 Overall	1:03.84 [4] (0:08.28)	0:55.56 [2] (0:10.53)	0:45.03 [4] (0:10.99)	0:34.04 [5] (0:11.05)	0:22.99 [5] (0:11.00)	0:11.99 [3] (0:11.99)	3.13L	0:34.04	-1
5	5 DEMON AWARD Jag Guthmann-Chester	5	70.8 1000m	0:08.39 Overall	1:03.87 [5] (0:08.39)	0:55.48 [3] (0:10.40)	0:45.08 [2] (0:10.69)	0:34.39 [2] (0:10.89)	0:23.50 [1] (0:11.18)	0:12.32 [2] (0:12.32)	3.34L	0:34.39	-5
6	2 RELIABLE RUBY James Orman	9	70.3 1000m	0:08.70 Overall	1:04.09 [6] (0:08.70)	0:55.39 [10] (0:10.48)	0:44.91 [8] (0:10.78)	0:34.13 [7] (0:11.03)	0:23.10 [7] (0:10.87)	0:12.23 [4] (0:12.23)	4.63L	0:34.13	-3
7	20 MY MUM'S TOYBOY Samantha Collett	3	70.1 1000m	0:08.44 Overall	1:04.18 [7] (0:08.44)	0:55.74 [4] (0:10.47)	0:45.27 [6] (0:10.97)	0:34.30 [6] (0:11.10)	0:23.20 [6] (0:11.15)	0:12.05 [9] (0:12.05)	5.16L	0:34.30	-9
8	4 BRENTWOOD Angela Jones	8	70.0 1000m	0:08.44 Overall	1:04.21 [8] (0:08.44)	0:55.77 [5] (0:10.66)	0:45.11 [7] (0:10.89)	0:34.22 [8] (0:11.23)	0:22.99 [10] (0:11.00)	0:11.99 [10] (0:11.99)	5.34L	0:34.22	+4
9	15 PARTY SPIRIT Nikita Beriman	4	71.4 1000m	0:08.47 Overall	1:04.26 [9] (0:08.47)	0:55.79 [6] (0:10.36)	0:45.43 [5] (0:10.84)	0:34.59 [4] (0:11.05)	0:23.54 [4] (0:11.23)	0:12.31 [6] (0:12.31)	5.62L	0:34.59	-5
10	18 SIR CARTER Georgina Cartwright	10	72.0 1000m	0:08.50 Overall	1:04.67 [10] (0:08.50)	0:56.17 [7] (0:10.29)	0:45.88 [3] (0:10.73)	0:35.15 [3] (0:11.11)	0:24.04 [3] (0:11.42)	0:12.62 [7] (0:12.62)	8.06L	0:35.15	-4

Scratched: One 'N' Only (#11), Brocky (#8), Bad Education (#12), Deep Blast (#19), Clover's Prince (#10), Troika (#13), Tranquil Bay (#14), The Astronomer (#21), Northern Pride (#1), Metalart (#6), Charlie Sph

[] Ranking at each section and finish
 -:-:- No data available at this section
 NA No data available

SCN Saddle cloth number
 DNF Did not finish
 DNT Did not track



Horse/Jockey Name	Navyonthehighway
Final Rank	1
Fastest Section Time (Section)	0:08.23 (Overall)
Top Speed [km/h] (Section)	70.9 (1000m)
Race State	Finished

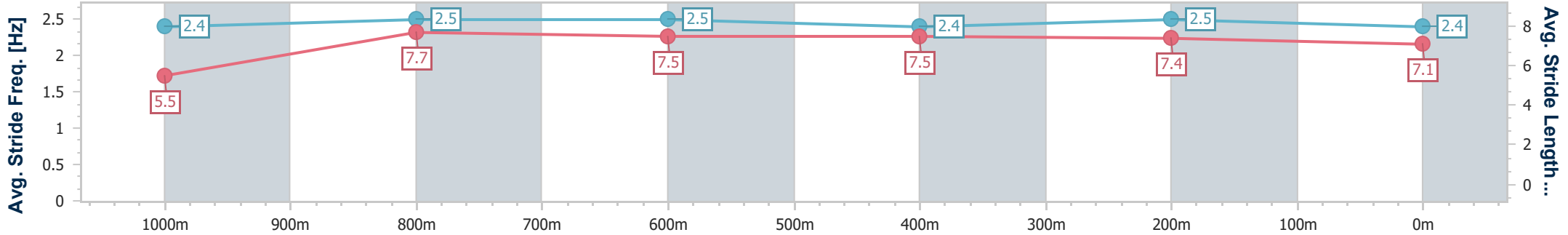
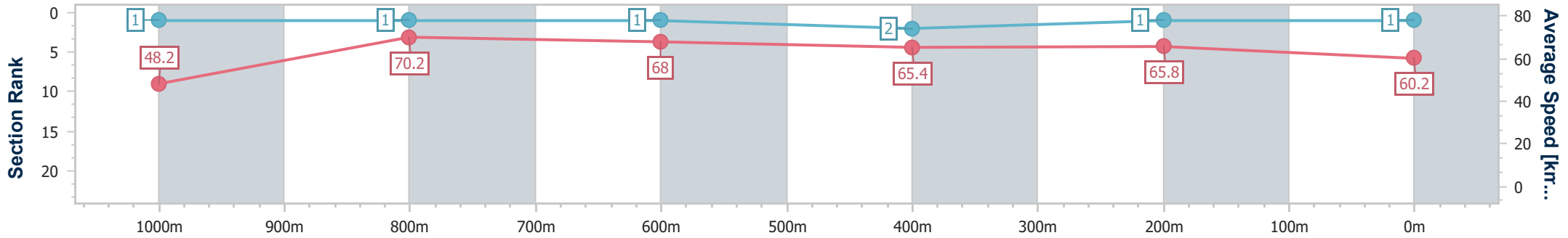


Doomben QLD Professional
Race 8: Ladbrokes Own Spring No Metro Wins Handicap - 1110m
 05 October 2024 - 16:18
 Track Rating: Good 3, Weather: Fine, Rail Position: +4m Entire



BRISBANE
RACING CLUB

Section	Overall	1000m	800m	600m	400m	200m
Section Times	1:03.30 [1] (0:08.23)	0:55.07 [1] (0:10.42)	0:44.65 [1] (0:10.76)	0:33.89 [1] (0:11.02)	0:22.87 [2] (0:10.93)	0:11.94 [1] (0:11.94)
Average Speed [km/h]	48.2	70.2	68.0	65.4	65.8	60.2
Top Speed [km/h]	67.5	70.9	69.7	68.0	66.6	64.6
Avg. Dist. to Rail [m]	5.7	4.7	3.1	0.6	1.1	1.1
Avg. Stride Freq. [Hz]	2.4	2.5	2.5	2.4	2.5	2.4
Avg. Stride Length [m]	5.5	7.7	7.5	7.5	7.4	7.1



- [] Ranking at each section and finish
- .-.- No data available at this section
- NA No data available



Horse/Jockey Name	Thelwell
Final Rank	2
Fastest Section Time (Section)	0:08.69 (Overall)
Top Speed [km/h] (Section)	69.8 (1000m)
Race State	Finished

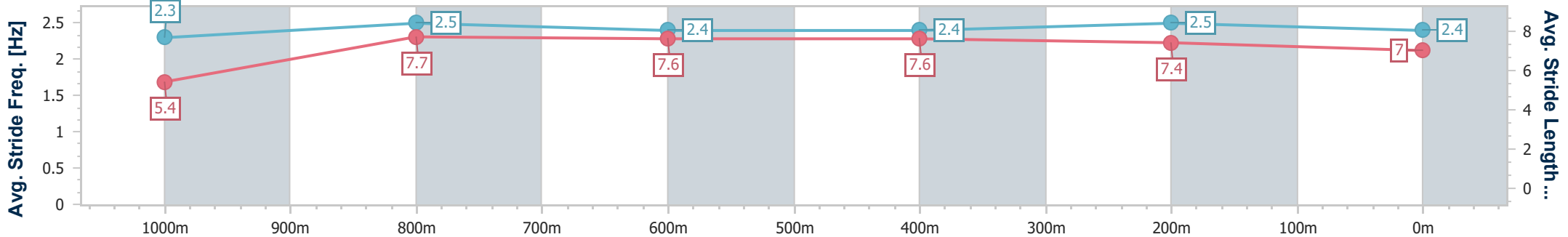
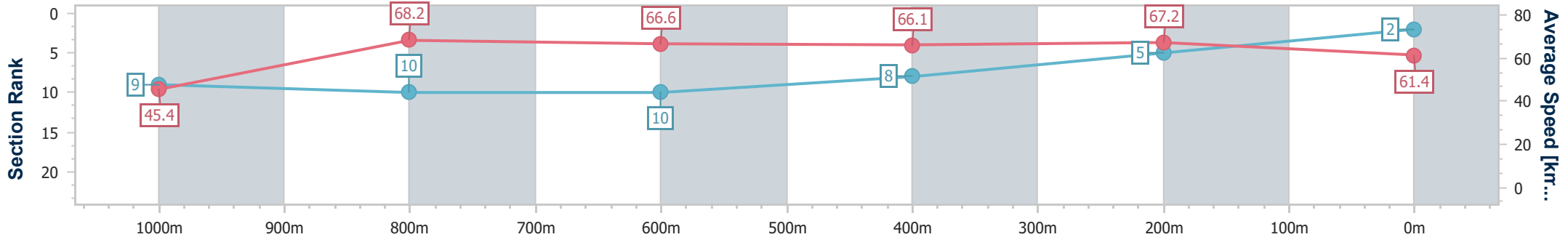


Doomben QLD Professional
Race 8: Ladbrokes Own Spring No Metro Wins Handicap - 1110m
 05 October 2024 - 16:18
 Track Rating: Good 3, Weather: Fine, Rail Position: +4m Entire



BRISBANE
RACING CLUB

Section	Overall	1000m	800m	600m	400m	200m
Section Times	1:03.58 [2] (0:08.69)	0:54.89 [9] (0:10.63)	0:44.26 [10] (0:10.86)	0:33.40 [10] (0:10.93)	0:22.47 [8] (0:10.77)	0:11.70 [5] (0:11.70)
Average Speed [km/h]	45.4	68.2	66.6	66.1	67.2	61.4
Top Speed [km/h]	64.4	69.8	69.5	67.6	67.8	66.7
Avg. Dist. to Rail [m]	6.8	2.5	1.2	0.3	3.3	4.4
Avg. Stride Freq. [Hz]	2.3	2.5	2.4	2.4	2.5	2.4
Avg. Stride Length [m]	5.4	7.7	7.6	7.6	7.4	7.0



- [] Ranking at each section and finish
- .-.- No data available at this section
- NA No data available



Horse/Jockey Name	Scud
Final Rank	3
Fastest Section Time (Section)	0:08.62 (Overall)
Top Speed [km/h] (Section)	69.6 (1000m)
Race State	Finished



Doomben QLD Professional
Race 8: Ladbrokes Own Spring No Metro Wins Handicap - 1110m

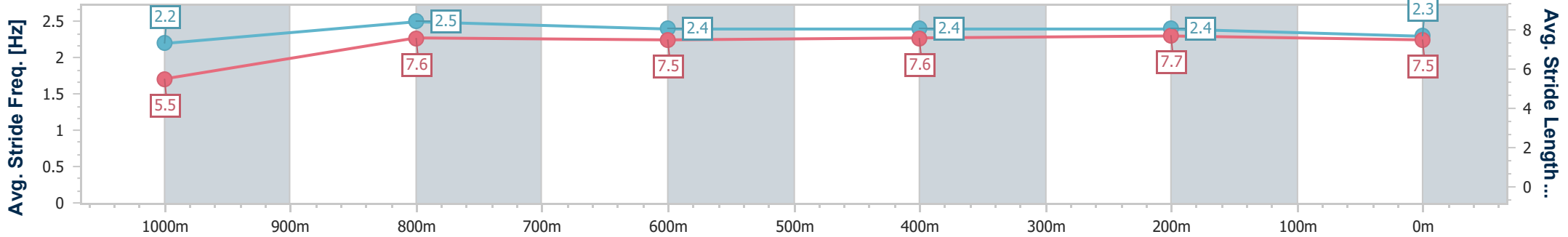
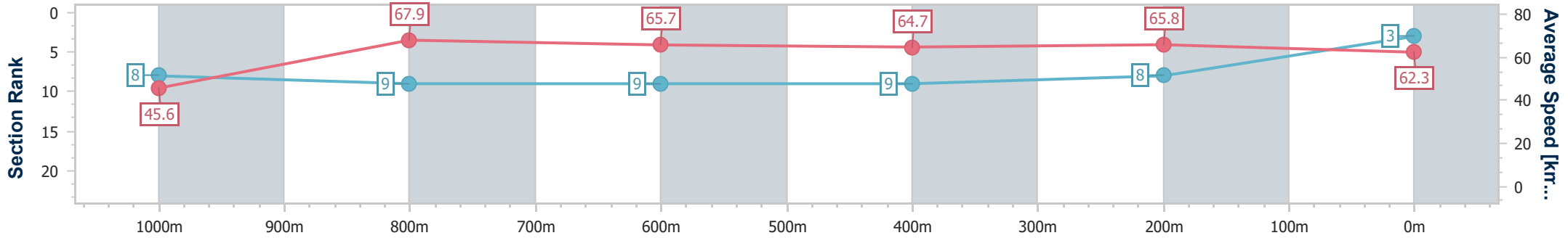
05 October 2024 - 16:18

Track Rating: Good 3, Weather: Fine, Rail Position: +4m Entire



BRISBANE
RACING CLUB

Section	Overall	1000m	800m	600m	400m	200m
Section Times	1:03.63 [3] (0:08.62)	0:55.01 [8] (0:10.57)	0:44.44 [9] (0:10.95)	0:33.49 [9] (0:11.00)	0:22.49 [9] (0:10.97)	0:11.52 [8] (0:11.52)
Average Speed [km/h]	45.6	67.9	65.7	64.7	65.8	62.3
Top Speed [km/h]	64.0	69.6	69.1	67.2	66.8	64.9
Avg. Dist. to Rail [m]	2.6	1.8	0.7	1.7	2.7	5.9
Avg. Stride Freq. [Hz]	2.2	2.5	2.4	2.4	2.4	2.3
Avg. Stride Length [m]	5.5	7.6	7.5	7.6	7.7	7.5



- [] Ranking at each section and finish
- .-.- No data available at this section
- NA No data available



Horse/Jockey Name	Majorelle
Final Rank	4
Fastest Section Time (Section)	0:08.28 (Overall)
Top Speed [km/h] (Section)	71.0 (1000m)
Race State	Finished



Doomben QLD Professional
Race 8: Ladbrokes Own Spring No Metro Wins Handicap - 1110m

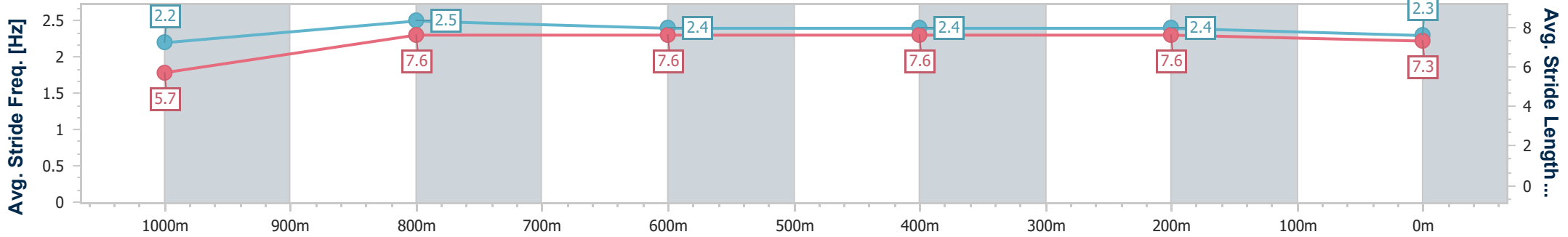
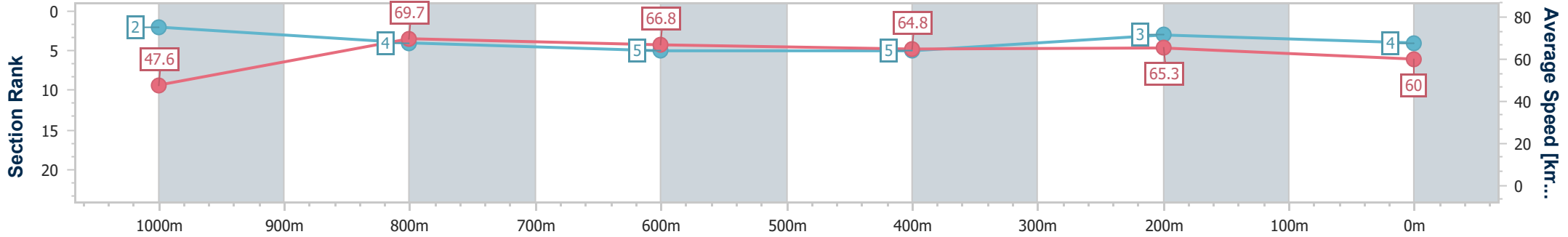
05 October 2024 - 16:18

Track Rating: Good 3, Weather: Fine, Rail Position: +4m Entire



BRISBANE
RACING CLUB

Section	Overall	1000m	800m	600m	400m	200m
Section Times	1:03.84 [4] (0:08.28)	0:55.56 [2] (0:10.53)	0:45.03 [4] (0:10.99)	0:34.04 [5] (0:11.05)	0:22.99 [5] (0:11.00)	0:11.99 [3] (0:11.99)
Average Speed [km/h]	47.6	69.7	66.8	64.8	65.3	60.0
Top Speed [km/h]	68.7	71.0	68.0	66.8	66.4	64.1
Avg. Dist. to Rail [m]	6.5	5.5	3.6	0.9	1.9	1.9
Avg. Stride Freq. [Hz]	2.2	2.5	2.4	2.4	2.4	2.3
Avg. Stride Length [m]	5.7	7.6	7.6	7.6	7.6	7.3



- [] Ranking at each section and finish
- .-.- No data available at this section
- NA No data available



Horse/Jockey Name	Demon Award
Final Rank	5
Fastest Section Time (Section)	0:08.39 (Overall)
Top Speed [km/h] (Section)	70.8 (1000m)
Race State	Finished

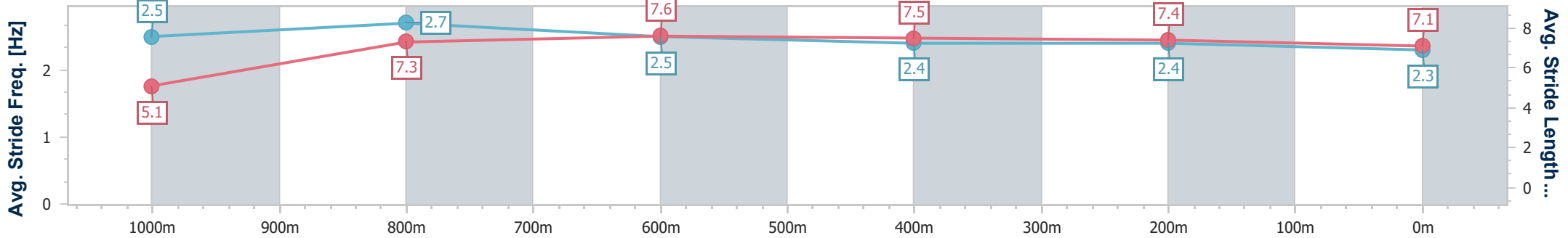
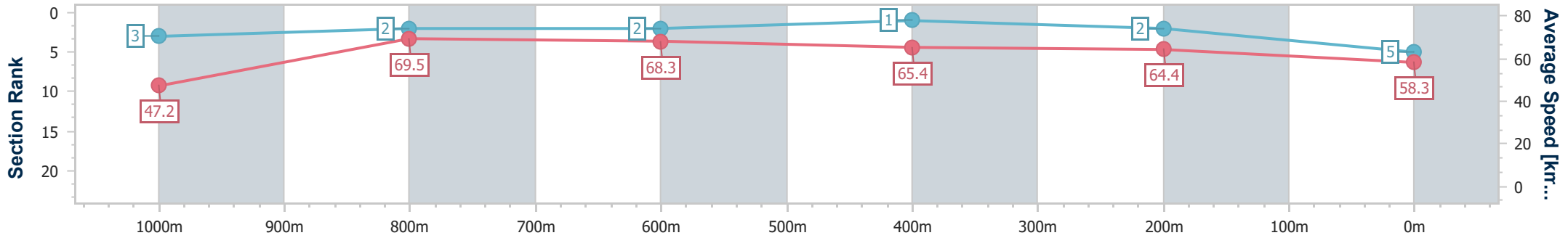


Doomben QLD Professional
Race 8: Ladbrokes Own Spring No Metro Wins Handicap - 1110m
 05 October 2024 - 16:18
 Track Rating: Good 3, Weather: Fine, Rail Position: +4m Entire



BRISBANE
RACING CLUB

Section	Overall	1000m	800m	600m	400m	200m
Section Times	1:03.87 [5] (0:08.39)	0:55.48 [3] (0:10.40)	0:45.08 [2] (0:10.69)	0:34.39 [2] (0:10.89)	0:23.50 [1] (0:11.18)	0:12.32 [2] (0:12.32)
Average Speed [km/h]	47.2	69.5	68.3	65.4	64.4	58.3
Top Speed [km/h]	67.3	70.8	70.4	67.0	65.9	62.9
Avg. Dist. to Rail [m]	3.0	2.5	1.9	1.4	0.9	0.5
Avg. Stride Freq. [Hz]	2.5	2.7	2.5	2.4	2.4	2.3
Avg. Stride Length [m]	5.1	7.3	7.6	7.5	7.4	7.1



- [] Ranking at each section and finish
- .-.- No data available at this section
- NA No data available



Horse/Jockey Name	Reliable Ruby
Final Rank	6
Fastest Section Time (Section)	0:08.70 (Overall)
Top Speed [km/h] (Section)	70.3 (1000m)
Race State	Finished



Doomben QLD Professional
Race 8: Ladbrokes Own Spring No Metro Wins Handicap - 1110m

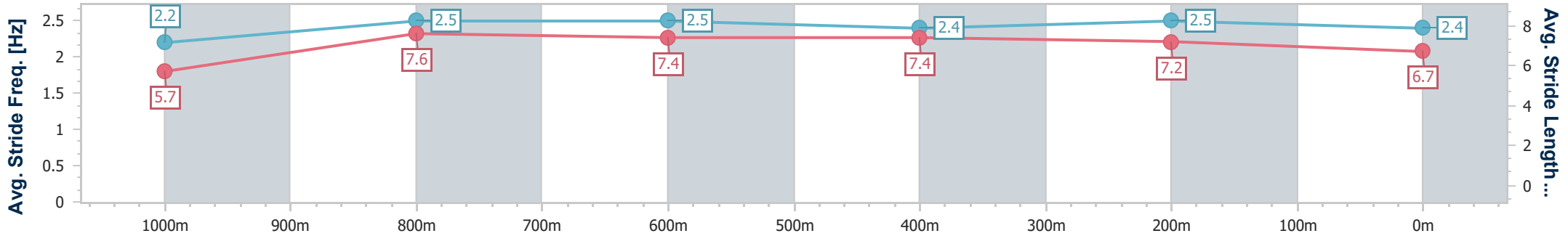
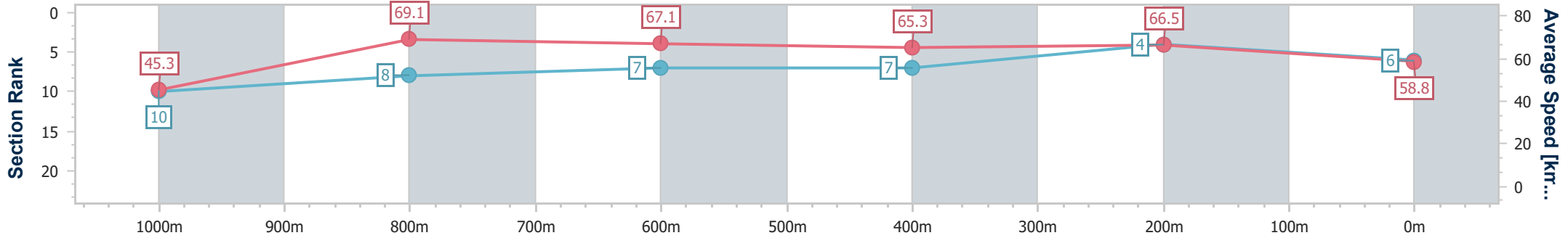


05 October 2024 - 16:18

BRISBANE
RACING CLUB

Track Rating: Good 3, Weather: Fine, Rail Position: +4m Entire

Section	Overall	1000m	800m	600m	400m	200m
Section Times	1:04.09 [6] (0:08.70)	0:55.39 [10] (0:10.48)	0:44.91 [8] (0:10.78)	0:34.13 [7] (0:11.03)	0:23.10 [7] (0:10.87)	0:12.23 [4] (0:12.23)
Average Speed [km/h]	45.3	69.1	67.1	65.3	66.5	58.8
Top Speed [km/h]	65.7	70.3	70.2	67.2	67.2	64.6
Avg. Dist. to Rail [m]	3.2	1.3	1.5	0.5	2.7	3.8
Avg. Stride Freq. [Hz]	2.2	2.5	2.5	2.4	2.5	2.4
Avg. Stride Length [m]	5.7	7.6	7.4	7.4	7.2	6.7



- [] Ranking at each section and finish
- .-.- No data available at this section
- NA No data available



Horse/Jockey Name	My Mum's Toyboy
Final Rank	7
Fastest Section Time (Section)	0:08.44 (Overall)
Top Speed [km/h] (Section)	70.1 (1000m)
Race State	Finished



Doomben QLD Professional
Race 8: Ladbrokes Own Spring No Metro Wins Handicap - 1110m

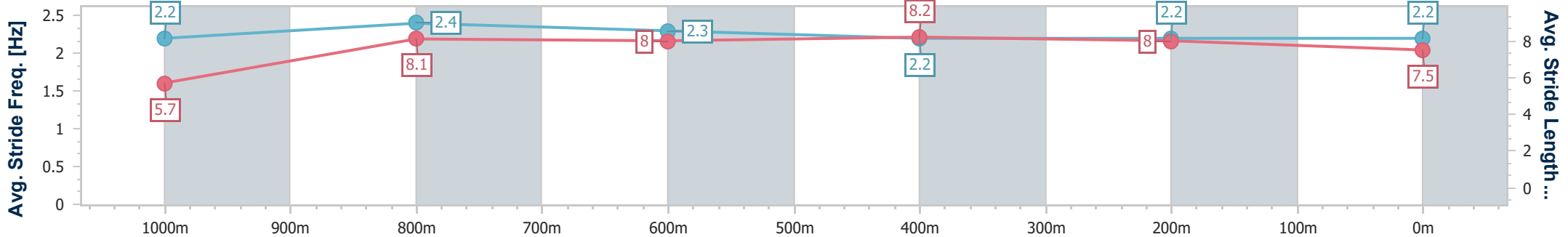
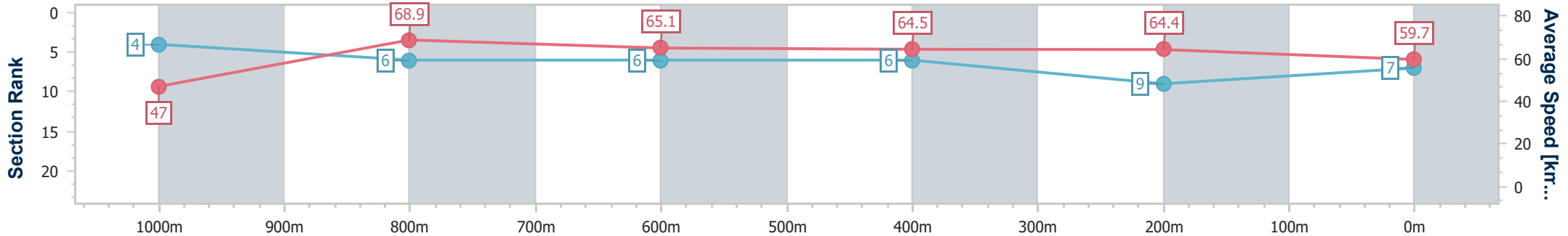
05 October 2024 - 16:18

Track Rating: Good 3, Weather: Fine, Rail Position: +4m Entire



BRISBANE RACING CLUB

Section	Overall	1000m	800m	600m	400m	200m
Section Times	1:04.18 [7] (0:08.44)	0:55.74 [4] (0:10.47)	0:45.27 [6] (0:10.97)	0:34.30 [6] (0:11.10)	0:23.20 [6] (0:11.15)	0:12.05 [9] (0:12.05)
Average Speed [km/h]	47.0	68.9	65.1	64.5	64.4	59.7
Top Speed [km/h]	66.6	70.1	67.8	66.6	65.1	63.4
Avg. Dist. to Rail [m]	0.9	0.3	1.2	0.9	0.8	1.1
Avg. Stride Freq. [Hz]	2.2	2.4	2.3	2.2	2.2	2.2
Avg. Stride Length [m]	5.7	8.1	8.0	8.2	8.0	7.5



- [] Ranking at each section and finish
- .-.- No data available at this section
- NA No data available



Horse/Jockey Name	Brentwood
Final Rank	8
Fastest Section Time (Section)	0:08.44 (Overall)
Top Speed [km/h] (Section)	70.0 (1000m)
Race State	Finished



Doomben QLD Professional
Race 8: Ladbrokes Own Spring No Metro Wins Handicap - 1110m

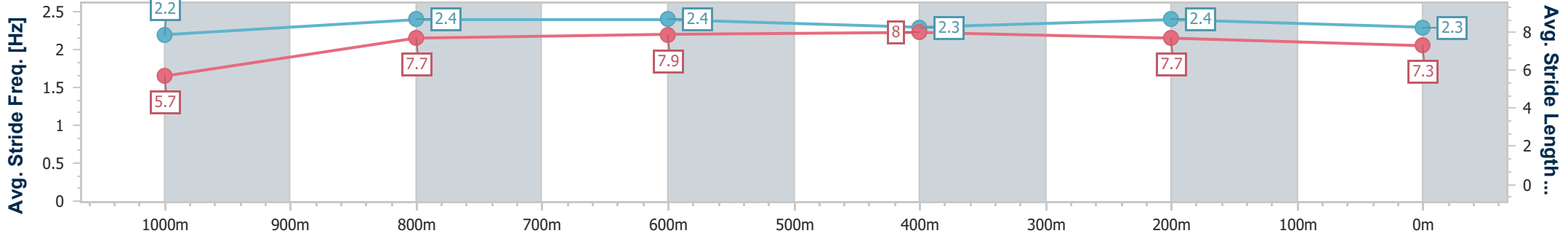
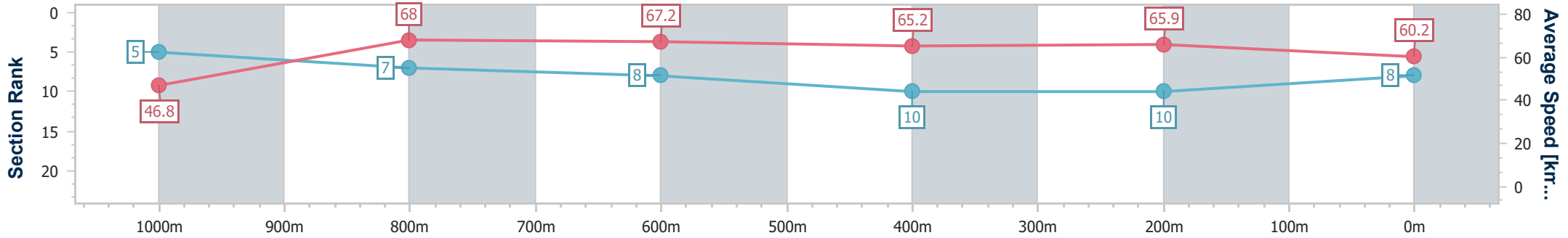
05 October 2024 - 16:18

Track Rating: Good 3, Weather: Fine, Rail Position: +4m Entire



BRISBANE
RACING CLUB

Section	Overall	1000m	800m	600m	400m	200m
Section Times	1:04.21 [8] (0:08.44)	0:55.77 [5] (0:10.66)	0:45.11 [7] (0:10.89)	0:34.22 [8] (0:11.23)	0:22.99 [10] (0:11.00)	0:11.99 [10] (0:11.99)
Average Speed [km/h]	46.8	68.0	67.2	65.2	65.9	60.2
Top Speed [km/h]	65.6	70.0	69.1	66.7	67.5	64.6
Avg. Dist. to Rail [m]	3.2	2.0	3.5	3.0	5.6	6.3
Avg. Stride Freq. [Hz]	2.2	2.4	2.4	2.3	2.4	2.3
Avg. Stride Length [m]	5.7	7.7	7.9	8.0	7.7	7.3



- [] Ranking at each section and finish
- .-.- No data available at this section
- NA No data available



Horse/Jockey Name	Party Spirit
Final Rank	9
Fastest Section Time (Section)	0:08.47 (Overall)
Top Speed [km/h] (Section)	71.4 (1000m)
Race State	Finished

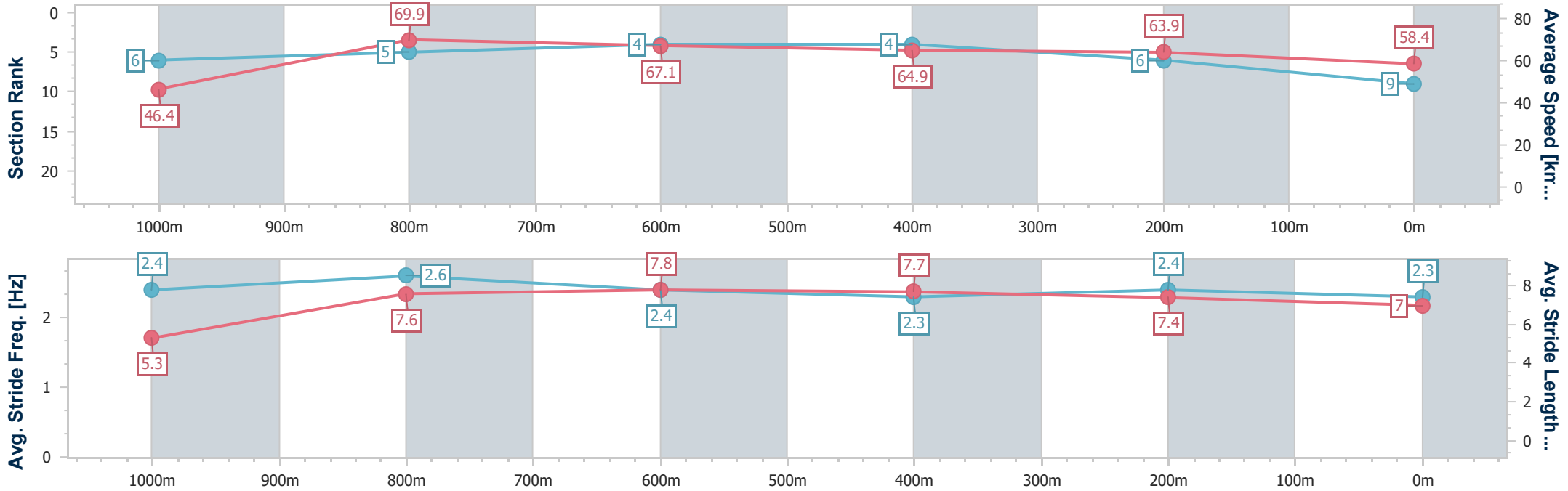


Doomben QLD Professional
Race 8: Ladbrokes Own Spring No Metro Wins Handicap - 1110m
 05 October 2024 - 16:18
 Track Rating: Good 3, Weather: Fine, Rail Position: +4m Entire



BRISBANE
RACING CLUB

Section	Overall	1000m	800m	600m	400m	200m
Section Times	1:04.26 [9] (0:08.47)	0:55.79 [6] (0:10.36)	0:45.43 [5] (0:10.84)	0:34.59 [4] (0:11.05)	0:23.54 [4] (0:11.23)	0:12.31 [6] (0:12.31)
Average Speed [km/h]	46.4	69.9	67.1	64.9	63.9	58.4
Top Speed [km/h]	67.3	71.4	68.7	66.7	66.3	61.9
Avg. Dist. to Rail [m]	1.5	1.8	1.3	0.9	1.0	0.4
Avg. Stride Freq. [Hz]	2.4	2.6	2.4	2.3	2.4	2.3
Avg. Stride Length [m]	5.3	7.6	7.8	7.7	7.4	7.0



- [] Ranking at each section and finish
- .-.- No data available at this section
- NA No data available



Horse/Jockey Name	Sir Carter
Final Rank	10
Fastest Section Time (Section)	0:08.50 (Overall)
Top Speed [km/h] (Section)	72.0 (1000m)
Race State	Finished



Doomben QLD Professional
Race 8: Ladbrokes Own Spring No Metro Wins Handicap - 1110m

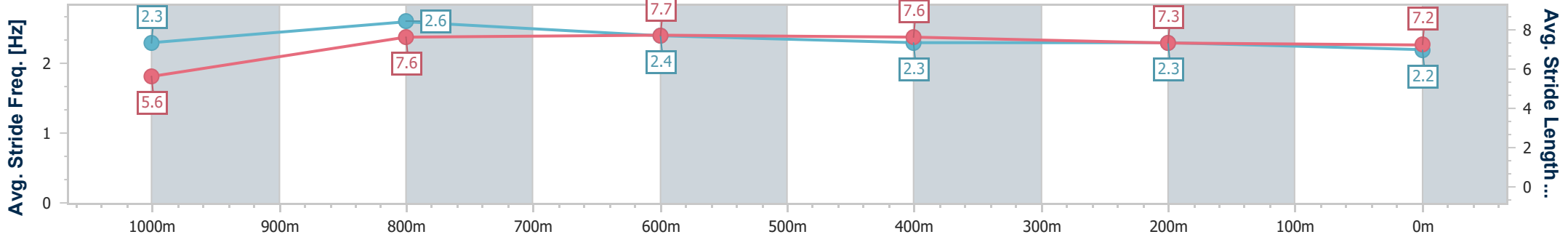
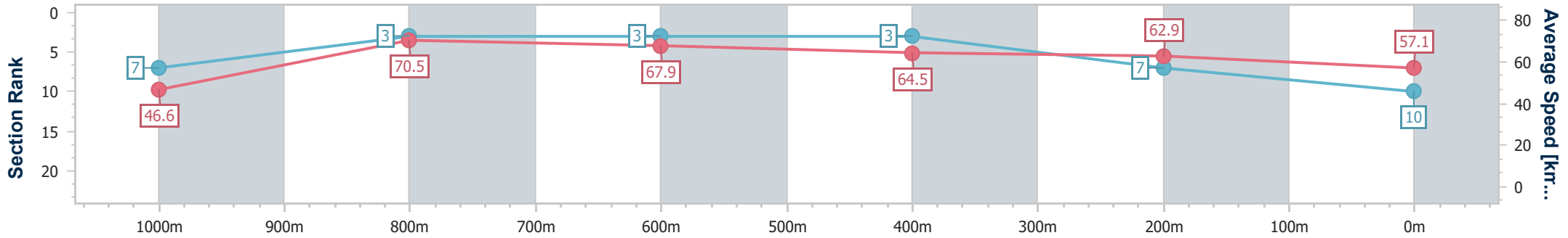
05 October 2024 - 16:18

Track Rating: Good 3, Weather: Fine, Rail Position: +4m Entire



BRISBANE
RACING CLUB

Section	Overall	1000m	800m	600m	400m	200m
Section Times	1:04.67 [10] (0:08.50)	0:56.17 [7] (0:10.29)	0:45.88 [3] (0:10.73)	0:35.15 [3] (0:11.11)	0:24.04 [3] (0:11.42)	0:12.62 [7] (0:12.62)
Average Speed [km/h]	46.6	70.5	67.9	64.5	62.9	57.1
Top Speed [km/h]	66.6	72.0	70.3	66.5	64.0	61.0
Avg. Dist. to Rail [m]	4.8	3.3	1.4	0.6	1.2	2.4
Avg. Stride Freq. [Hz]	2.3	2.6	2.4	2.3	2.3	2.2
Avg. Stride Length [m]	5.6	7.6	7.7	7.6	7.3	7.2



- [] Ranking at each section and finish
- .-.- No data available at this section
- NA No data available