



Toowoomba QLD Professional

Race 1: PCP Solutions BM58 Handicap - 1300m

05 October 2024 - 17:33



Track Rating: Good 4, Weather: Fine, Rail Position: +3m Entire

Section		Overall	1200m	1000m	800m	600m	400m	Last 600m				
Field Times		1:18.42 (0:08.32)	1:10.10 (0:10.70)	0:59.40 (0:10.94)	0:48.46 (0:11.30)	0:37.16 (0:11.71)	0:25.45 (0:12.43)	0:37.16				
Rank	TAB Horse/Jockey	Barrier	Top Speed [km/h]	Fastest Section	Distance Travelled [m]							
1	1 BEAN ROCKING Rob Thorburn	4	70.0 1200m	0:08.39 Overall	1:18.42 [1] (0:08.39)	1:10.03 [3] (0:10.63)	0:59.40 [1] (0:10.94)	0:48.46 [1] (0:11.30)	0:37.16 [1] (0:11.71)	0:25.45 [1] (0:12.43)	0:37.16	
2	10 SAVVY BEE Michael Murphy	5	69.1 1200m	0:08.48 Overall	1:19.08 [2] (0:08.48)	1:10.60 [5] (0:10.76)	0:59.84 [5] (0:11.36)	0:48.48 [6] (0:11.62)	0:36.86 [7] (0:12.13)	0:24.73 [7] (0:12.26)	0:36.86	+6
3	11 LA MANO Amy Graham	1	69.0 1200m	0:08.42 Overall	1:19.09 [3] (0:08.42)	1:10.67 [4] (0:10.70)	0:59.97 [3] (0:11.21)	0:48.76 [3] (0:11.49)	0:37.27 [3] (0:11.89)	0:25.38 [3] (0:12.61)	0:37.27	-1
4	9 TAKARA STAR Luke Tarrant	7	68.3 1200m	0:08.37 Overall	1:19.11 [4] (0:08.37)	1:10.74 [2] (0:10.73)	1:00.01 [2] (0:11.04)	0:48.97 [2] (0:11.49)	0:37.48 [2] (0:11.96)	0:25.52 [2] (0:12.47)	0:37.48	+6
5	6 TOMYDONKA Les Tilley	2	68.0 1200m	0:08.57 Overall	1:19.38 [5] (0:08.57)	1:10.81 [6] (0:10.79)	1:00.02 [7] (0:11.15)	0:48.87 [5] (0:11.57)	0:37.30 [4] (0:12.00)	0:25.30 [4] (0:12.41)	0:37.30	+4
6	5 PICADOR Jake Molloy	8	69.1 1200m	0:08.68 Overall	1:19.81 [6] (0:08.68)	1:11.13 [9] (0:10.80)	1:00.33 [8] (0:11.38)	0:48.95 [8] (0:11.57)	0:37.38 [8] (0:12.04)	0:25.34 [8] (0:12.53)	0:37.38	+8
7	14 RADIANT QUEEN Nozi Tomizawa	6	69.1 1200m	0:09.08 Overall	1:19.91 [7] (0:09.08)	1:10.83 [10] (0:10.69)	1:00.14 [10] (0:11.11)	0:49.03 [9] (0:11.57)	0:37.46 [9] (0:12.11)	0:25.35 [9] (0:12.32)	0:37.46	+3
8	12 ALL WIN Kenji Yoshida	9	67.4 1200m	0:08.63 Overall	1:20.01 [8] (0:08.63)	1:11.38 [8] (0:11.01)	1:00.37 [9] (0:11.45)	0:48.92 [10] (0:11.56)	0:37.36 [10] (0:12.10)	0:25.26 [10] (0:12.45)	0:37.36	+12
9	8 BETTER THAN BOOZE Karl Zechner	3	68.2 1200m	0:08.32 Overall	1:20.62 [9] (0:08.32)	1:12.30 [1] (0:10.87)	1:01.43 [4] (0:11.29)	0:50.14 [4] (0:11.62)	0:38.52 [5] (0:12.02)	0:26.50 [5] (0:12.73)	0:38.52	+8
10	4 OLD SALT Justin Huxtable	10	69.1 1200m	0:08.61 Overall	1:21.40 [10] (0:08.61)	1:12.79 [7] (0:10.73)	1:02.06 [6] (0:11.27)	0:50.79 [7] (0:11.57)	0:39.22 [6] (0:11.99)	0:27.23 [6] (0:13.11)	0:39.22	+8

Scratched: Union Spirit (#2), Tattle (#7), Miss Bayles (#3), Imperioness (#15), My Moses (#18), Boom Boom Bella (#16), Rothero Essgee (#17), Riva D'amor (#13)

[] Ranking at each section and finish
 -:-:- No data available at this section
 NA No data available

SCN Saddle cloth number
 DNF Did not finish
 DNT Did not track



Toowoomba QLD Professional

Race 1: PCP Solutions BM58 Handicap - 1300m

05 October 2024 - 17:33



Track Rating: Good 4, Weather: Fine, Rail Position: +3m Entire

Section				200m				Last 600m	
Field Times				0:13.02 (0:13.02)				0:37.16	
Rank	TAB	Horse/Jockey	Barrier	Top Speed [km/h]	Fastest Section	Margin			Distance Travelled [m]
1	1	BEAN ROCKING Rob Thorburn	4	70.0 1200m	0:08.39 Overall	0:13.02 [1] (0:13.02)	1:18.42		0:37.16
2	10	SAVVY BEE Michael Murphy	5	69.1 1200m	0:08.48 Overall	0:12.47 [5] (0:12.47)	3.8L		0:36.86 +6
3	11	LA MANO Amy Graham	1	69.0 1200m	0:08.42 Overall	0:12.77 [3] (0:12.77)	3.9L		0:37.27 -1
4	9	TAKARA STAR Luke Tarrant	7	68.3 1200m	0:08.37 Overall	0:13.05 [2] (0:13.05)	4.1L		0:37.48 +6
5	6	TOMYDONKA Les Tilley	2	68.0 1200m	0:08.57 Overall	0:12.89 [4] (0:12.89)	5.6L		0:37.30 +4
6	5	PICADOR Jake Molloy	8	69.1 1200m	0:08.68 Overall	0:12.81 [8] (0:12.81)	8.1L		0:37.38 +8
7	14	RADIANT QUEEN Nozi Tomizawa	6	69.1 1200m	0:09.08 Overall	0:13.03 [7] (0:13.03)	8.6L		0:37.46 +3
8	12	ALL WIN Kenji Yoshida	9	67.4 1200m	0:08.63 Overall	0:12.81 [9] (0:12.81)	9.1L		0:37.36 +12
9	8	BETTER THAN BOOZE Karl Zechner	3	68.2 1200m	0:08.32 Overall	0:13.77 [6] (0:13.77)	12.6L		0:38.52 +8
10	4	OLD SALT Justin Huxtable	10	69.1 1200m	0:08.61 Overall	0:14.12 [10] (0:14.12)	17.1L		0:39.22 +8

Scratched: Union Spirit (#2), Tattle (#7), Miss Bayles (#3), Imperioness (#15), My Moses (#18), Boom Boom Bella (#16), Rothero Essgee (#17), Riva D'amor (#13)

[] Ranking at each section and finish
 -:-:- No data available at this section
 NA No data available

SCN Saddle cloth number
 DNF Did not finish
 DNT Did not track



Horse/Jockey Name	Bean Rocking
Final Rank	1
Fastest Section Time (Section)	0:08.39 (Overall)
Top Speed [km/h] (Section)	70.0 (1200m)
Race State	Finished



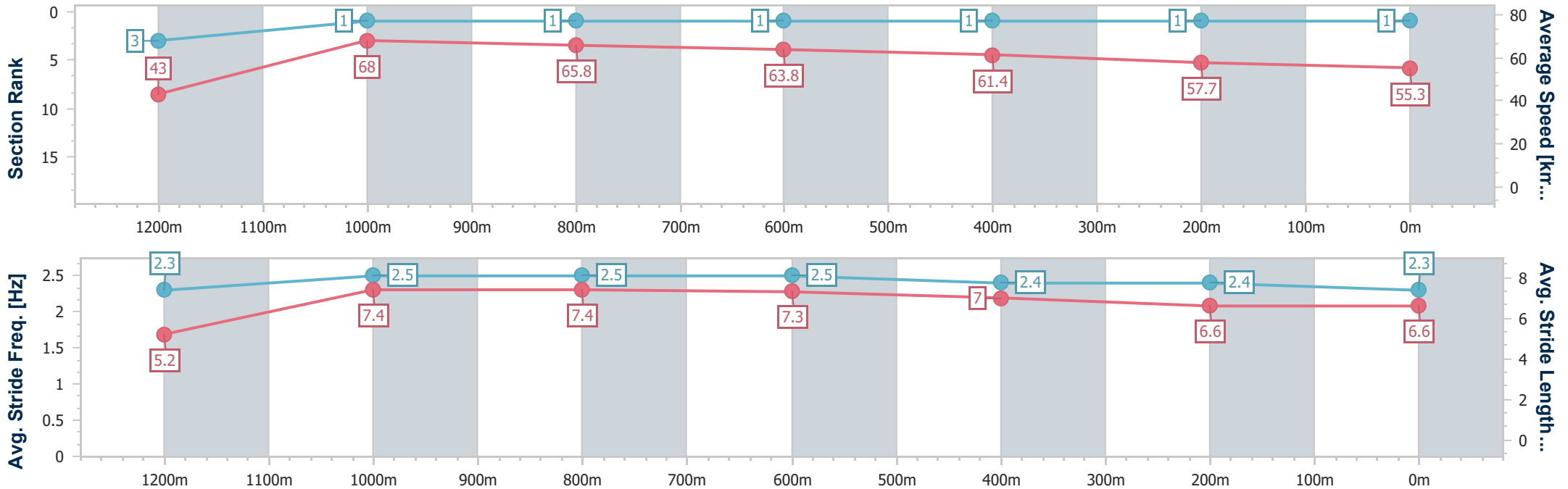
Toowoomba QLD Professional
Race 1: PCP Solutions BM58 Handicap - 1300m



05 October 2024 - 17:33

Track Rating: Good 4, Weather: Fine, Rail Position: +3m Entire

Section	Overall	1200m	1000m	800m	600m	400m	200m
Section Times	1:18.42 [1] (0:08.39)	1:10.03 [3] (0:10.63)	0:59.40 [1] (0:10.94)	0:48.46 [1] (0:11.30)	0:37.16 [1] (0:11.71)	0:25.45 [1] (0:12.43)	0:13.02 [1] (0:13.02)
Average Speed [km/h]	43.0	68.0	65.8	63.8	61.4	57.7	55.3
Top Speed [km/h]	65.7	70.0	67.0	65.0	64.1	59.2	56.8
Avg. Dist. to Rail [m]	4.4	2.8	1.5	0.4	0.3	0.3	0.4
Avg. Stride Freq. [Hz]	2.3	2.5	2.5	2.5	2.4	2.4	2.3
Avg. Stride Length [m]	5.2	7.4	7.4	7.3	7.0	6.6	6.6



- [] Ranking at each section and finish
- .-.- No data available at this section
- NA No data available



Horse/Jockey Name	Savvy Bee
Final Rank	2
Fastest Section Time (Section)	0:08.48 (Overall)
Top Speed [km/h] (Section)	69.1 (1200m)
Race State	Finished



Toowoomba QLD Professional

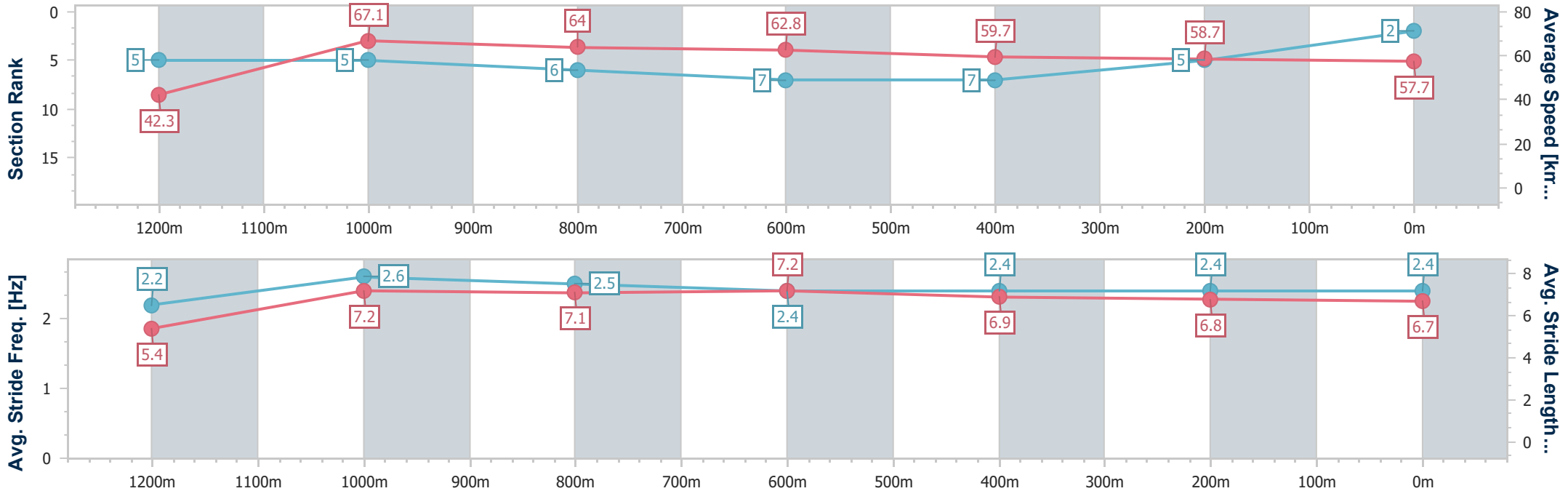
Race 1: PCP Solutions BM58 Handicap - 1300m

05 October 2024 - 17:33



Track Rating: Good 4, Weather: Fine, Rail Position: +3m Entire

Section	Overall	1200m	1000m	800m	600m	400m	200m
Section Times	1:19.08 [2] (0:08.48)	1:10.60 [5] (0:10.76)	0:59.84 [5] (0:11.36)	0:48.48 [6] (0:11.62)	0:36.86 [7] (0:12.13)	0:24.73 [7] (0:12.26)	0:12.47 [5] (0:12.47)
Average Speed [km/h]	42.3	67.1	64.0	62.8	59.7	58.7	57.7
Top Speed [km/h]	64.4	69.1	65.6	63.9	61.3	59.9	59.5
Avg. Dist. to Rail [m]	5.2	1.9	2.4	2.9	1.5	1.2	3.6
Avg. Stride Freq. [Hz]	2.2	2.6	2.5	2.4	2.4	2.4	2.4
Avg. Stride Length [m]	5.4	7.2	7.1	7.2	6.9	6.8	6.7



- [] Ranking at each section and finish
- .-.- No data available at this section
- NA No data available



Horse/Jockey Name	La Mano
Final Rank	3
Fastest Section Time (Section)	0:08.42 (Overall)
Top Speed [km/h] (Section)	69.0 (1200m)
Race State	Finished



Toowoomba QLD Professional

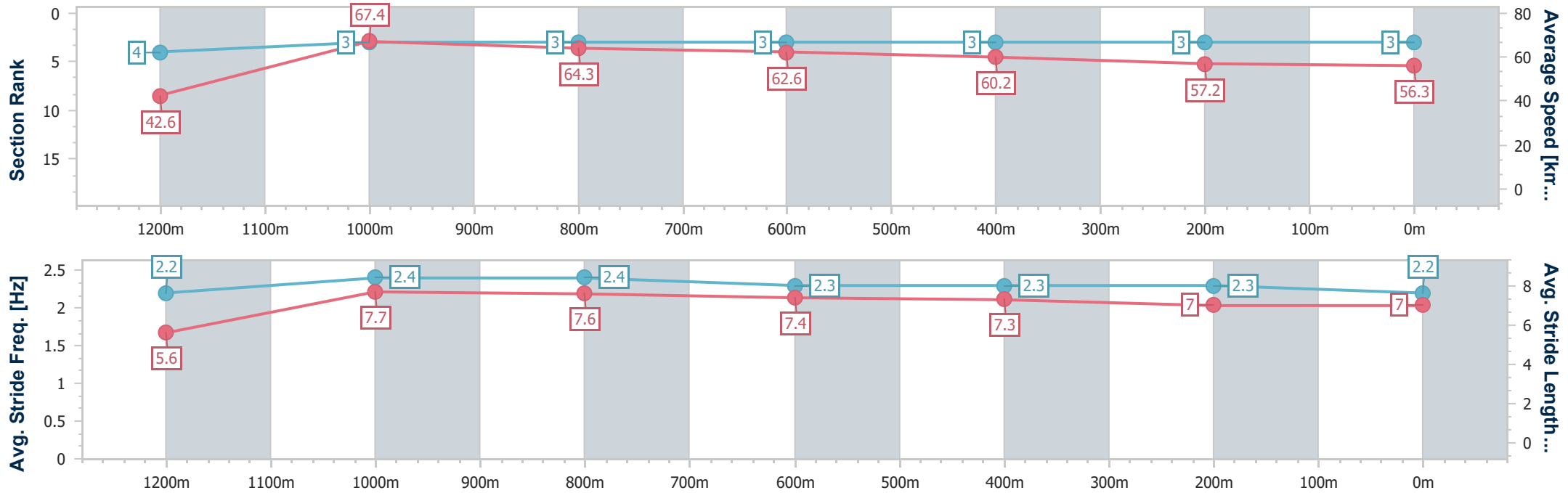
Race 1: PCP Solutions BM58 Handicap - 1300m

05 October 2024 - 17:33



Track Rating: Good 4, Weather: Fine, Rail Position: +3m Entire

Section	Overall	1200m	1000m	800m	600m	400m	200m
Section Times	1:19.09 [3] (0:08.42)	1:10.67 [4] (0:10.70)	0:59.97 [3] (0:11.21)	0:48.76 [3] (0:11.49)	0:37.27 [3] (0:11.89)	0:25.38 [3] (0:12.61)	0:12.77 [3] (0:12.77)
Average Speed [km/h]	42.6	67.4	64.3	62.6	60.2	57.2	56.3
Top Speed [km/h]	65.9	69.0	67.0	64.3	63.4	57.6	57.1
Avg. Dist. to Rail [m]	2.3	0.6	0.4	0.2	0.6	0.4	1.7
Avg. Stride Freq. [Hz]	2.2	2.4	2.4	2.3	2.3	2.3	2.2
Avg. Stride Length [m]	5.6	7.7	7.6	7.4	7.3	7.0	7.0



- [] Ranking at each section and finish
- .-.- No data available at this section
- NA No data available



Horse/Jockey Name	Takara Star
Final Rank	4
Fastest Section Time (Section)	0:08.37 (Overall)
Top Speed [km/h] (Section)	68.3 (1200m)
Race State	Finished



Toowoomba QLD Professional

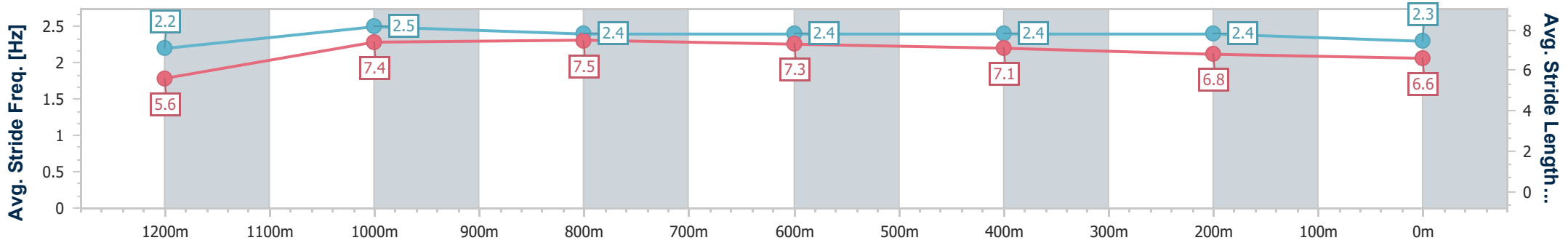
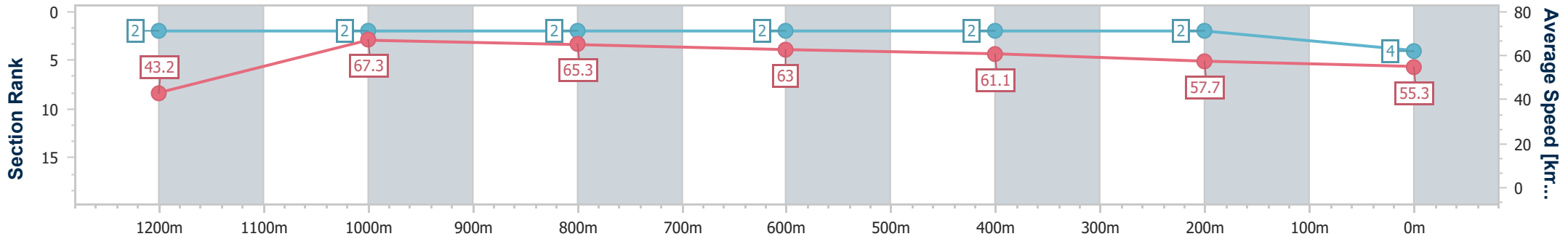
Race 1: PCP Solutions BM58 Handicap - 1300m

05 October 2024 - 17:33



Track Rating: Good 4, Weather: Fine, Rail Position: +3m Entire

Section	Overall	1200m	1000m	800m	600m	400m	200m
Section Times	1:19.11 [4] (0:08.37)	1:10.74 [2] (0:10.73)	1:00.01 [2] (0:11.04)	0:48.97 [2] (0:11.49)	0:37.48 [2] (0:11.96)	0:25.52 [2] (0:12.47)	0:13.05 [2] (0:13.05)
Average Speed [km/h]	43.2	67.3	65.3	63.0	61.1	57.7	55.3
Top Speed [km/h]	64.1	68.3	67.6	64.4	63.5	59.7	57.0
Avg. Dist. to Rail [m]	6.2	3.5	1.5	1.9	2.3	0.7	1.4
Avg. Stride Freq. [Hz]	2.2	2.5	2.4	2.4	2.4	2.4	2.3
Avg. Stride Length [m]	5.6	7.4	7.5	7.3	7.1	6.8	6.6



- [] Ranking at each section and finish
- .-.- No data available at this section
- NA No data available



Horse/Jockey Name	Tomydonka
Final Rank	5
Fastest Section Time (Section)	0:08.57 (Overall)
Top Speed [km/h] (Section)	68.0 (1200m)
Race State	Finished



Toowoomba QLD Professional

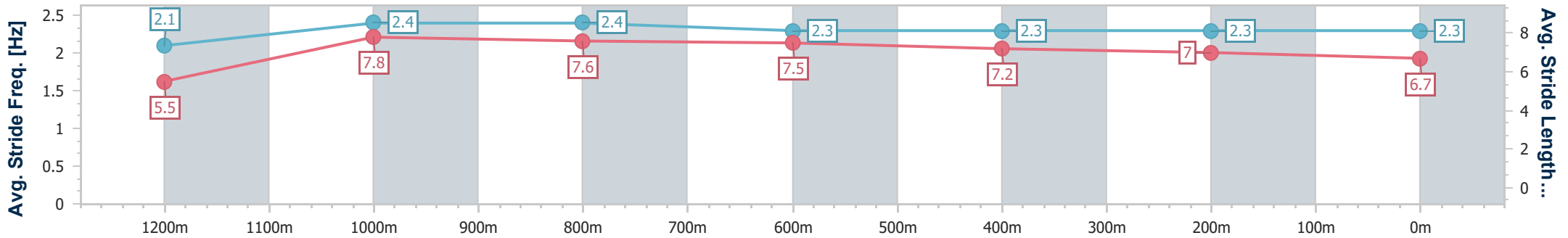
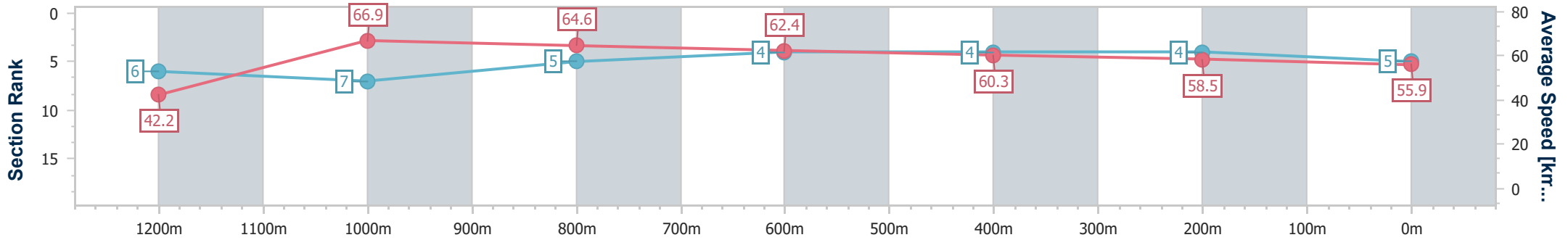
Race 1: PCP Solutions BM58 Handicap - 1300m

05 October 2024 - 17:33



Track Rating: Good 4, Weather: Fine, Rail Position: +3m Entire

Section	Overall	1200m	1000m	800m	600m	400m	200m
Section Times	1:19.38 [5] (0:08.57)	1:10.81 [6] (0:10.79)	1:00.02 [7] (0:11.15)	0:48.87 [5] (0:11.57)	0:37.30 [4] (0:12.00)	0:25.30 [4] (0:12.41)	0:12.89 [4] (0:12.89)
Average Speed [km/h]	42.2	66.9	64.6	62.4	60.3	58.5	55.9
Top Speed [km/h]	63.8	68.0	66.8	63.4	61.6	60.0	57.2
Avg. Dist. to Rail [m]	1.9	0.7	0.9	1.0	1.3	2.1	3.9
Avg. Stride Freq. [Hz]	2.1	2.4	2.4	2.3	2.3	2.3	2.3
Avg. Stride Length [m]	5.5	7.8	7.6	7.5	7.2	7.0	6.7



- [] Ranking at each section and finish
- .-.- No data available at this section
- NA No data available



Horse/Jockey Name	Picador
Final Rank	6
Fastest Section Time (Section)	0:08.68 (Overall)
Top Speed [km/h] (Section)	69.1 (1200m)
Race State	Finished



Toowoomba QLD Professional

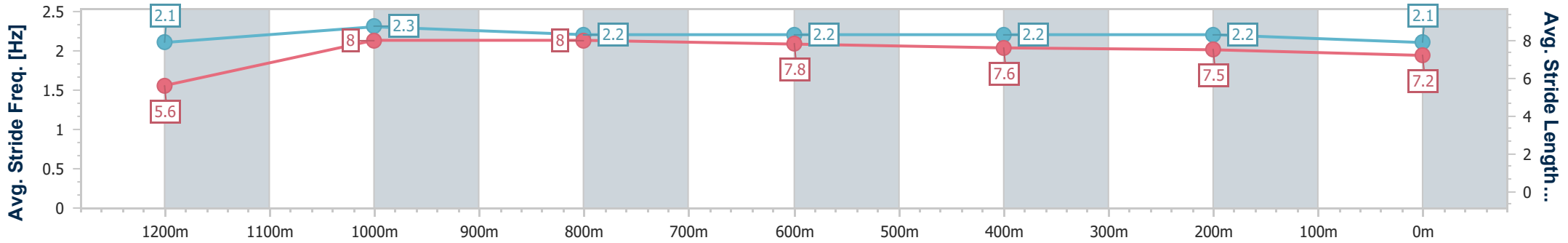
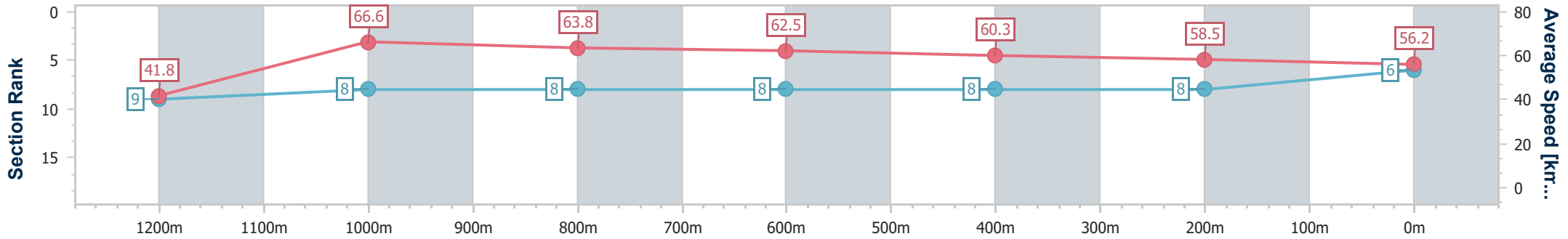
Race 1: PCP Solutions BM58 Handicap - 1300m

05 October 2024 - 17:33



Track Rating: Good 4, Weather: Fine, Rail Position: +3m Entire

Section	Overall	1200m	1000m	800m	600m	400m	200m
Section Times	1:19.81 [6] (0:08.68)	1:11.13 [9] (0:10.80)	1:00.33 [8] (0:11.38)	0:48.95 [8] (0:11.57)	0:37.38 [8] (0:12.04)	0:25.34 [8] (0:12.53)	0:12.81 [8] (0:12.81)
Average Speed [km/h]	41.8	66.6	63.8	62.5	60.3	58.5	56.2
Top Speed [km/h]	62.6	69.1	65.8	63.4	62.9	60.1	57.6
Avg. Dist. to Rail [m]	7.0	1.8	1.3	1.5	2.4	4.4	4.0
Avg. Stride Freq. [Hz]	2.1	2.3	2.2	2.2	2.2	2.2	2.1
Avg. Stride Length [m]	5.6	8.0	8.0	7.8	7.6	7.5	7.2



- [] Ranking at each section and finish
- .-.- No data available at this section
- NA No data available



Horse/Jockey Name	Radiant Queen
Final Rank	7
Fastest Section Time (Section)	0:09.08 (Overall)
Top Speed [km/h] (Section)	69.1 (1200m)
Race State	Finished



Toowoomba QLD Professional

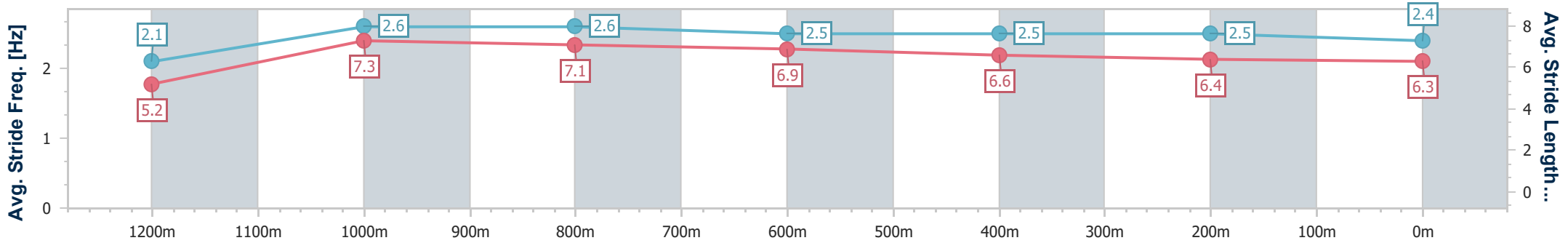
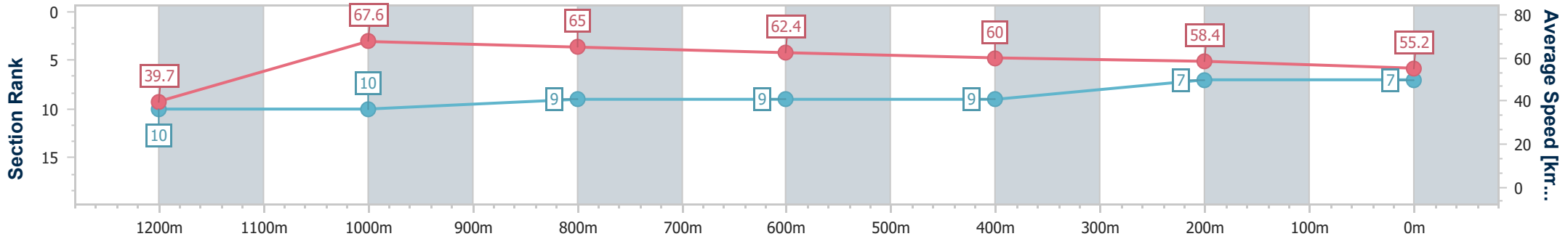
Race 1: PCP Solutions BM58 Handicap - 1300m

05 October 2024 - 17:33



Track Rating: Good 4, Weather: Fine, Rail Position: +3m Entire

Section	Overall	1200m	1000m	800m	600m	400m	200m
Section Times	1:19.91 [7] (0:09.08)	1:10.83 [10] (0:10.69)	1:00.14 [10] (0:11.11)	0:49.03 [9] (0:11.57)	0:37.46 [9] (0:12.11)	0:25.35 [9] (0:12.32)	0:13.03 [7] (0:13.03)
Average Speed [km/h]	39.7	67.6	65.0	62.4	60.0	58.4	55.2
Top Speed [km/h]	63.1	69.1	66.7	63.9	61.4	58.9	57.9
Avg. Dist. to Rail [m]	4.9	1.8	1.5	1.4	2.2	0.8	1.2
Avg. Stride Freq. [Hz]	2.1	2.6	2.6	2.5	2.5	2.5	2.4
Avg. Stride Length [m]	5.2	7.3	7.1	6.9	6.6	6.4	6.3



- [] Ranking at each section and finish
- .-.- No data available at this section
- NA No data available



Horse/Jockey Name	All Win
Final Rank	8
Fastest Section Time (Section)	0:08.63 (Overall)
Top Speed [km/h] (Section)	67.4 (1200m)
Race State	Finished



Toowoomba QLD Professional

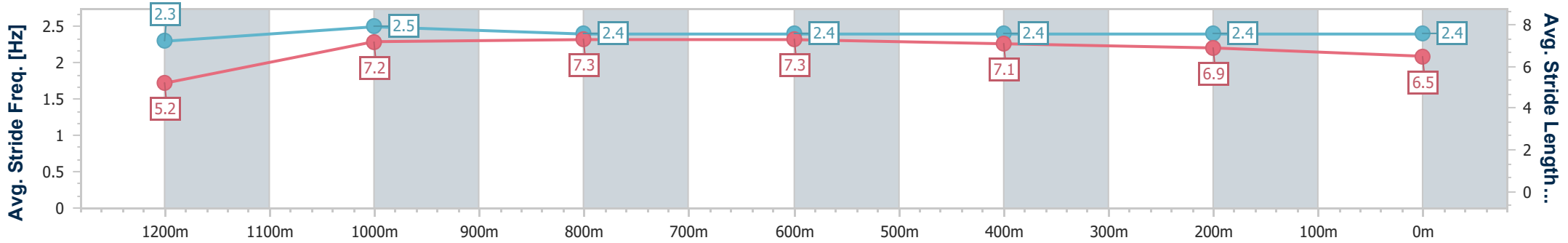
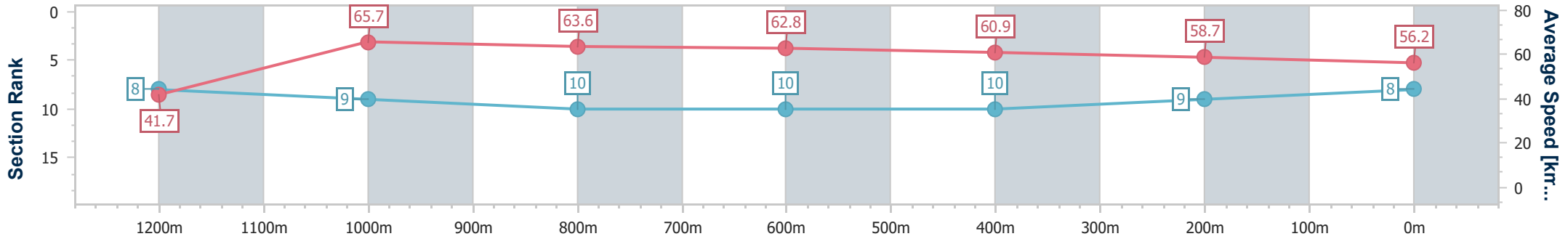
Race 1: PCP Solutions BM58 Handicap - 1300m

05 October 2024 - 17:33



Track Rating: Good 4, Weather: Fine, Rail Position: +3m Entire

Section	Overall	1200m	1000m	800m	600m	400m	200m
Section Times	1:20.01 [8] (0:08.63)	1:11.38 [8] (0:11.01)	1:00.37 [9] (0:11.45)	0:48.92 [10] (0:11.56)	0:37.36 [10] (0:12.10)	0:25.26 [10] (0:12.45)	0:12.81 [9] (0:12.81)
Average Speed [km/h]	41.7	65.7	63.6	62.8	60.9	58.7	56.2
Top Speed [km/h]	61.9	67.4	64.8	64.7	62.4	59.5	57.3
Avg. Dist. to Rail [m]	9.8	4.6	3.2	3.2	4.0	5.1	6.1
Avg. Stride Freq. [Hz]	2.3	2.5	2.4	2.4	2.4	2.4	2.4
Avg. Stride Length [m]	5.2	7.2	7.3	7.3	7.1	6.9	6.5



- [] Ranking at each section and finish
- .-.- No data available at this section
- NA No data available



Horse/Jockey Name	Better Than Booze
Final Rank	9
Fastest Section Time (Section)	0:08.32 (Overall)
Top Speed [km/h] (Section)	68.2 (1200m)
Race State	Finished



Toowoomba QLD Professional

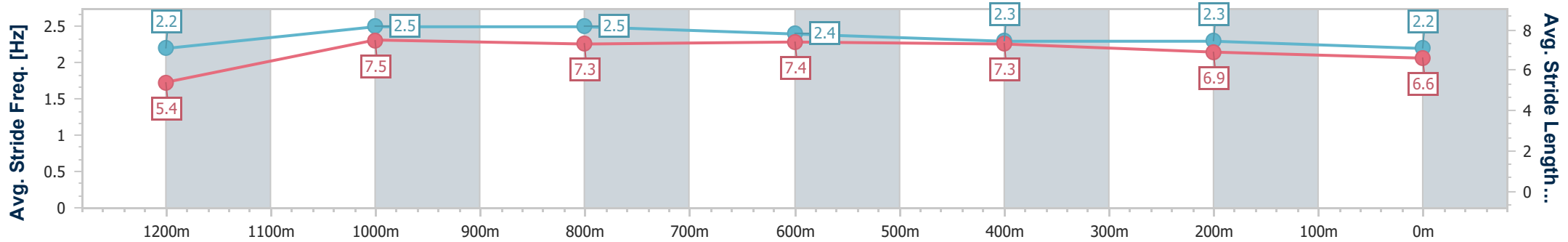
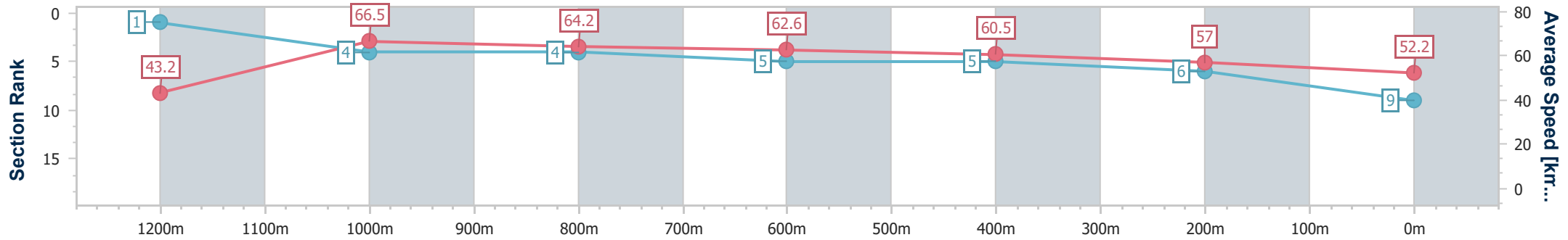
Race 1: PCP Solutions BM58 Handicap - 1300m

05 October 2024 - 17:33



Track Rating: Good 4, Weather: Fine, Rail Position: +3m Entire

Section	Overall	1200m	1000m	800m	600m	400m	200m
Section Times	1:20.62 [9] (0:08.32)	1:12.30 [1] (0:10.87)	1:01.43 [4] (0:11.29)	0:50.14 [4] (0:11.62)	0:38.52 [5] (0:12.02)	0:26.50 [5] (0:12.73)	0:13.77 [6] (0:13.77)
Average Speed [km/h]	43.2	66.5	64.2	62.6	60.5	57.0	52.2
Top Speed [km/h]	63.7	68.2	65.5	64.0	62.6	60.4	55.3
Avg. Dist. to Rail [m]	2.4	1.4	3.0	3.0	1.4	3.0	2.4
Avg. Stride Freq. [Hz]	2.2	2.5	2.5	2.4	2.3	2.3	2.2
Avg. Stride Length [m]	5.4	7.5	7.3	7.4	7.3	6.9	6.6



- [] Ranking at each section and finish
- .-.- No data available at this section
- NA No data available



Horse/Jockey Name	Old Salt
Final Rank	10
Fastest Section Time (Section)	0:08.61 (Overall)
Top Speed [km/h] (Section)	69.1 (1200m)
Race State	Finished



Toowoomba QLD Professional

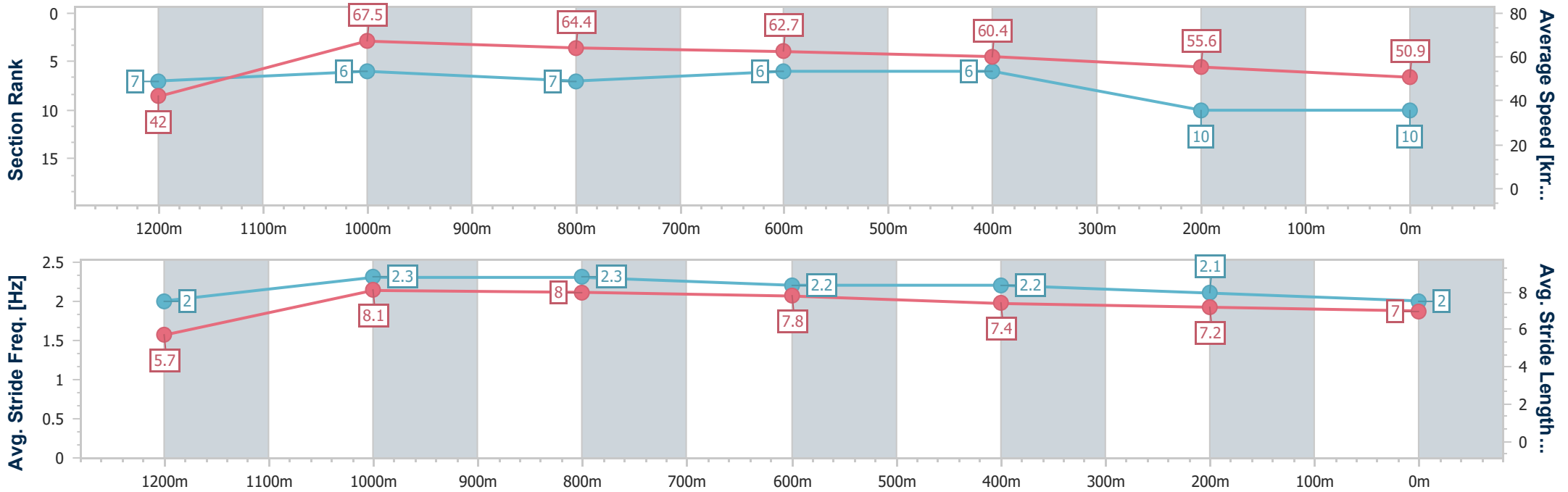
Race 1: PCP Solutions BM58 Handicap - 1300m

05 October 2024 - 17:33



Track Rating: Good 4, Weather: Fine, Rail Position: +3m Entire

Section	Overall	1200m	1000m	800m	600m	400m	200m
Section Times	1:21.40 [10] (0:08.61)	1:12.79 [7] (0:10.73)	1:02.06 [6] (0:11.27)	0:50.79 [7] (0:11.57)	0:39.22 [6] (0:11.99)	0:27.23 [6] (0:13.11)	0:14.12 [10] (0:14.12)
Average Speed [km/h]	42.0	67.5	64.4	62.7	60.4	55.6	50.9
Top Speed [km/h]	63.9	69.1	66.1	64.0	63.2	58.4	53.0
Avg. Dist. to Rail [m]	8.3	4.6	2.8	2.6	1.5	2.7	4.1
Avg. Stride Freq. [Hz]	2.0	2.3	2.3	2.2	2.2	2.1	2.0
Avg. Stride Length [m]	5.7	8.1	8.0	7.8	7.4	7.2	7.0



- [] Ranking at each section and finish
- .-.- No data available at this section
- NA No data available