



Townsville QLD Professional

Race 4: Ladbrokes Own Spring OPEN Handicap - 1000m

06 October 2024 - 14:07



Track Rating: Soft 5, Weather: Fine, Rail Position: +2.5m Entire

Section		Overall						800m		600m		400m		200m		Last 600m	
Field Times		0:56.00						0:43.06		0:32.77		0:22.00		0:11.22		0:32.77	
		(0:12.94)						(0:10.29)		(0:10.77)		(0:10.78)		(0:11.22)			
Rank	TAB	Horse/Jockey	Barrier	Top Speed [km/h]	Fastest Section									Margin			Distance Travelled [m]
1	3	MISSILE THUNDER Tyler Leslight	5	72.1 800m	0:10.20 800m	0:56.00 [1] (0:13.26)	0:42.74 [5] (0:10.20)	0:32.54 [5] (0:10.65)	0:21.89 [4] (0:10.67)	0:11.22 [1] (0:11.22)	0:56.00	0:32.54					
2	1	CIRCULARITY Justin Huxtable	4	71.6 800m	0:10.39 800m	0:56.15 [2] (0:12.96)	0:43.19 [2] (0:10.39)	0:32.80 [3] (0:10.71)	0:22.09 [2] (0:10.74)	0:11.35 [2] (0:11.35)	0.86L	0:32.80	-7				
3	2	ALL TIME LEGEND Ryan Wiggins	2	71.8 800m	0:10.20 800m	0:56.27 [3] (0:13.12)	0:43.15 [4] (0:10.20)	0:32.95 [2] (0:10.75)	0:22.20 [3] (0:10.86)	0:11.34 [4] (0:11.34)	1.57L	0:32.95	-7				
4	7	RED BOOMSHAKALAKA Jason Taylor	1	72.3 800m	0:10.29 800m	0:56.40 [4] (0:12.94)	0:43.46 [1] (0:10.29)	0:33.17 [1] (0:10.77)	0:22.40 [1] (0:10.85)	0:11.55 [3] (0:11.55)	2.35L	0:33.17	-7				
5	6	MISTER LARRABEE Nathan Thomas	9	71.7 800m	0:10.19 800m	0:56.53 [5] (0:13.88)	0:42.65 [8] (0:10.19)	0:32.46 [8] (0:10.48)	0:21.98 [8] (0:10.74)	0:11.24 [8] (0:11.24)	3.13L	0:32.46	-5				
6	9	ROUGH CUT JEWEL Lacey Morrison	6	71.3 800m	0:10.29 800m	0:56.56 [6] (0:13.09)	0:43.47 [3] (0:10.29)	0:33.18 [4] (0:10.85)	0:22.33 [5] (0:10.93)	0:11.40 [5] (0:11.40)	3.26L	0:33.18	-4				
7	8	KISS ME LATER Adam Sewell	3	70.8 800m	0:10.31 800m	0:56.70 [7] (0:13.56)	0:43.14 [7] (0:10.31)	0:32.83 [7] (0:10.56)	0:22.27 [6] (0:10.76)	0:11.51 [6] (0:11.51)	4.12L	0:32.83	-6				
8	4	INVINCIBLE JET Chelsea Jokic	8	72.7 800m	0:10.24 800m	0:56.80 [8] (0:13.52)	0:43.28 [6] (0:10.24)	0:33.04 [6] (0:10.75)	0:22.29 [7] (0:10.76)	0:11.53 [7] (0:11.53)	4.68L	0:33.04	-3				

Scratched: Crowning Moment (#5)

[] Ranking at each section and finish
 -:-:- No data available at this section
 NA No data available

SCN Saddle cloth number
 DNF Did not finish
 DNT Did not track



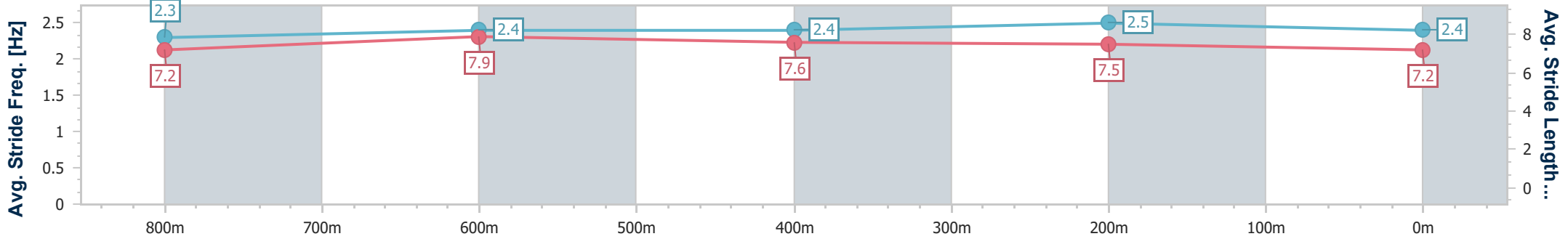
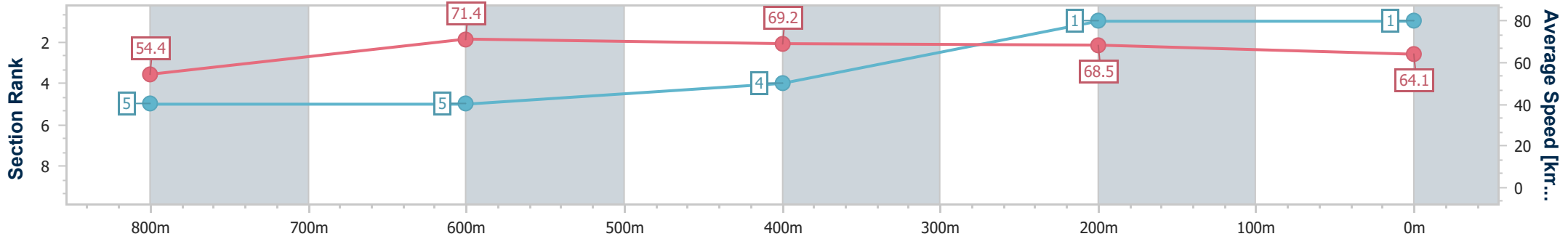
Horse/Jockey Name	Missile Thunder
Final Rank	1
Fastest Section Time (Section)	0:10.20 (800m)
Top Speed [km/h] (Section)	72.1 (800m)
Race State	Finished



Townsville QLD Professional
 Race 4: Ladbrokes Own Spring OPEN Handicap - 1000m
 06 October 2024 - 14:07
 Track Rating: Soft 5, Weather: Fine, Rail Position: +2.5m Entire



Section	Overall	800m	600m	400m	200m
Section Times	0:56.00 [1] (0:13.26)	0:42.74 [5] (0:10.20)	0:32.54 [5] (0:10.65)	0:21.89 [4] (0:10.67)	0:11.22 [1] (0:11.22)
Average Speed [km/h]	54.4	71.4	69.2	68.5	64.1
Top Speed [km/h]	69.9	72.1	70.7	68.9	68.0
Avg. Dist. to Rail [m]	5.4	3.5	5.2	6.5	6.4
Avg. Stride Freq. [Hz]	2.3	2.4	2.4	2.5	2.4
Avg. Stride Length [m]	7.2	7.9	7.6	7.5	7.2



- [] Ranking at each section and finish
- .-.- No data available at this section
- NA No data available



Horse/Jockey Name	Circularity
Final Rank	2
Fastest Section Time (Section)	0:10.39 (800m)
Top Speed [km/h] (Section)	71.6 (800m)
Race State	Finished



Townsville QLD Professional

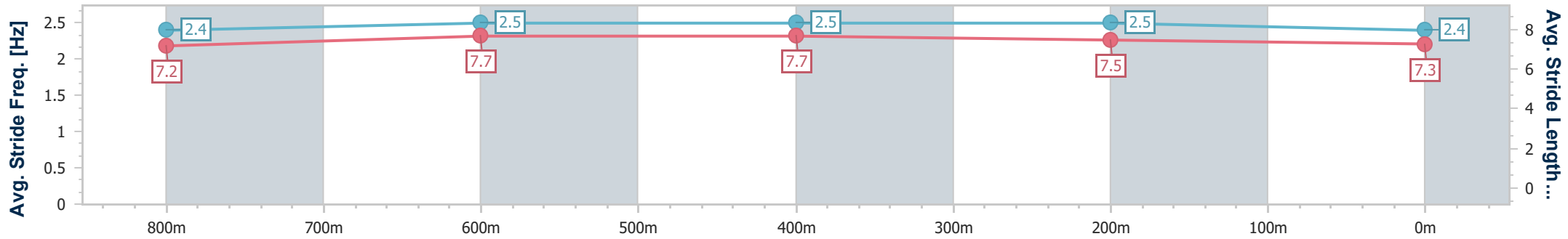
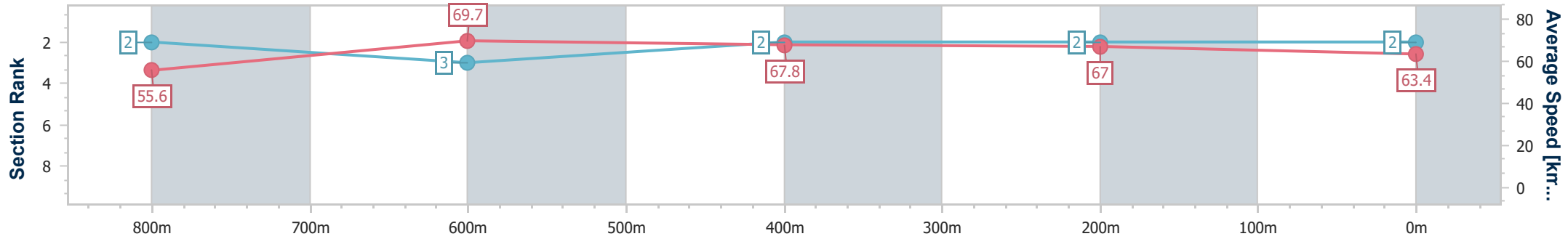
Race 4: Ladbrokes Own Spring OPEN Handicap - 1000m

06 October 2024 - 14:07

Track Rating: Soft 5, Weather: Fine, Rail Position: +2.5m Entire



Section	Overall	800m	600m	400m	200m
Section Times	0:56.15 [2] (0:12.96)	0:43.19 [2] (0:10.39)	0:32.80 [3] (0:10.71)	0:22.09 [2] (0:10.74)	0:11.35 [2] (0:11.35)
Average Speed [km/h]	55.6	69.7	67.8	67.0	63.4
Top Speed [km/h]	69.8	71.6	69.0	67.8	66.9
Avg. Dist. to Rail [m]	3.9	2.1	1.3	1.0	0.9
Avg. Stride Freq. [Hz]	2.4	2.5	2.5	2.5	2.4
Avg. Stride Length [m]	7.2	7.7	7.7	7.5	7.3



- [] Ranking at each section and finish
- .-.- No data available at this section
- NA No data available



Horse/Jockey Name	All Time Legend
Final Rank	3
Fastest Section Time (Section)	0:10.20 (800m)
Top Speed [km/h] (Section)	71.8 (800m)
Race State	Finished



Townsville QLD Professional

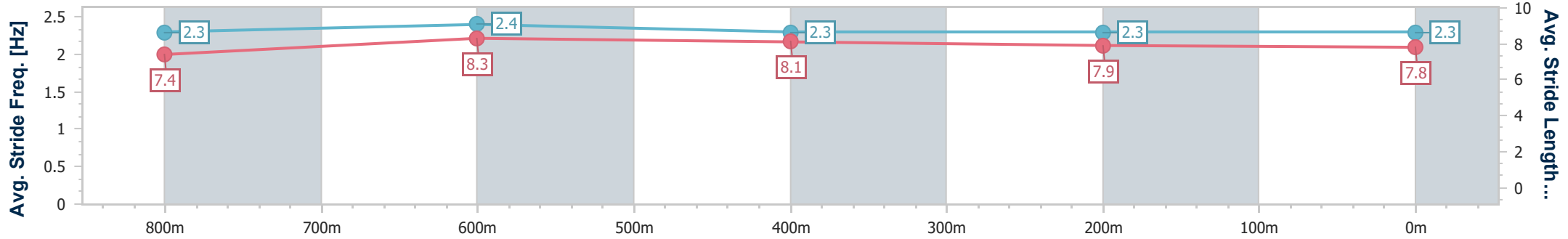
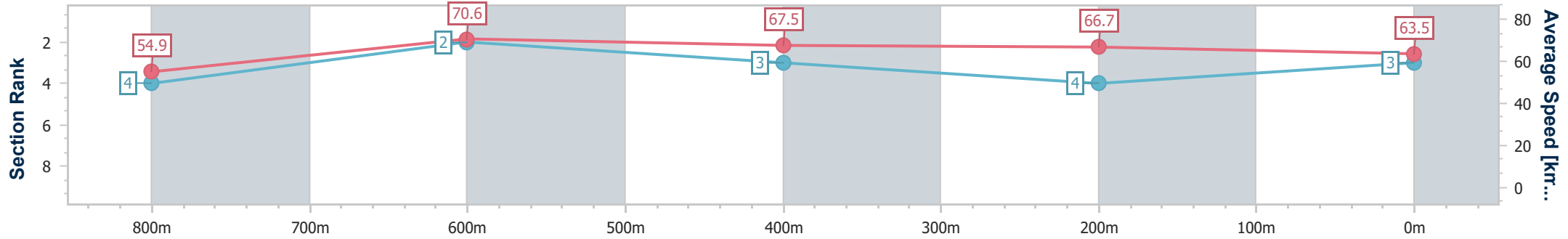
Race 4: Ladbrokes Own Spring OPEN Handicap - 1000m

06 October 2024 - 14:07

Track Rating: Soft 5, Weather: Fine, Rail Position: +2.5m Entire



Section	Overall	800m	600m	400m	200m
Section Times	0:56.27 [3] (0:13.12)	0:43.15 [4] (0:10.20)	0:32.95 [2] (0:10.75)	0:22.20 [3] (0:10.86)	0:11.34 [4] (0:11.34)
Average Speed [km/h]	54.9	70.6	67.5	66.7	63.5
Top Speed [km/h]	69.9	71.8	69.8	67.7	66.0
Avg. Dist. to Rail [m]	1.1	0.5	1.6	4.9	8.4
Avg. Stride Freq. [Hz]	2.3	2.4	2.3	2.3	2.3
Avg. Stride Length [m]	7.4	8.3	8.1	7.9	7.8



- [] Ranking at each section and finish
- .-.- No data available at this section
- NA No data available



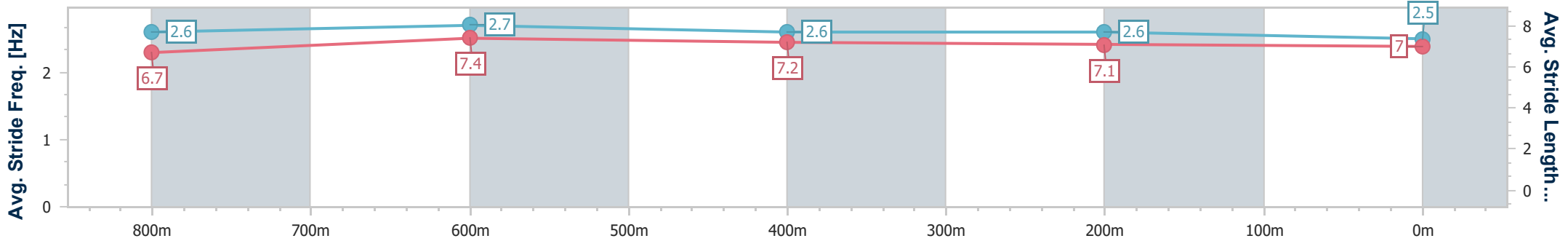
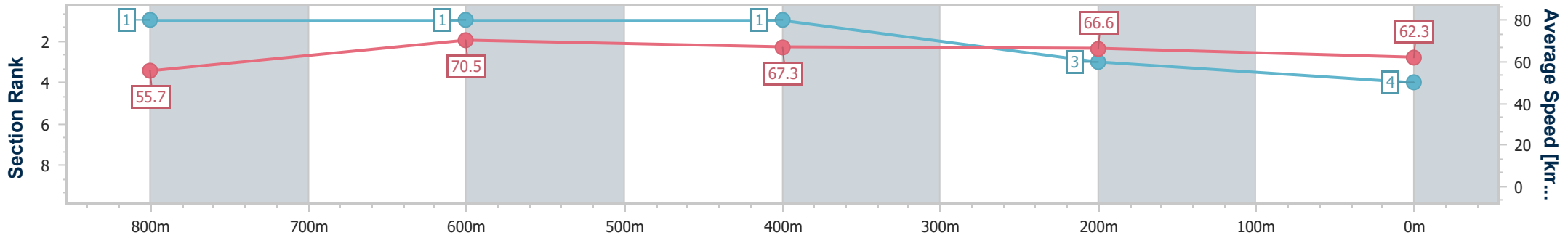
Horse/Jockey Name	Red Boomshakalaka
Final Rank	4
Fastest Section Time (Section)	0:10.29 (800m)
Top Speed [km/h] (Section)	72.3 (800m)
Race State	Finished



Townsville QLD Professional
 Race 4: Ladbrokes Own Spring OPEN Handicap - 1000m
 06 October 2024 - 14:07
 Track Rating: Soft 5, Weather: Fine, Rail Position: +2.5m Entire



Section	Overall	800m	600m	400m	200m
Section Times	0:56.40 [4] (0:12.94)	0:43.46 [1] (0:10.29)	0:33.17 [1] (0:10.77)	0:22.40 [1] (0:10.85)	0:11.55 [3] (0:11.55)
Average Speed [km/h]	55.7	70.5	67.3	66.6	62.3
Top Speed [km/h]	71.2	72.3	69.5	68.5	65.2
Avg. Dist. to Rail [m]	1.8	1.9	1.4	2.6	3.6
Avg. Stride Freq. [Hz]	2.6	2.7	2.6	2.6	2.5
Avg. Stride Length [m]	6.7	7.4	7.2	7.1	7.0



- [] Ranking at each section and finish
- .-.- No data available at this section
- NA No data available



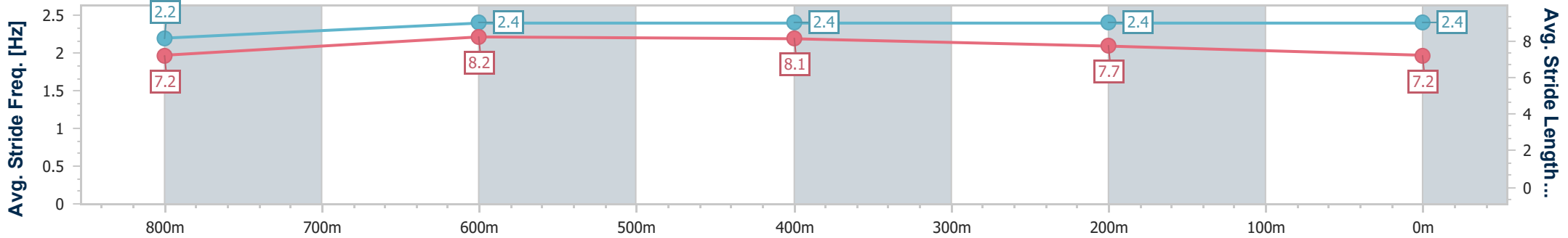
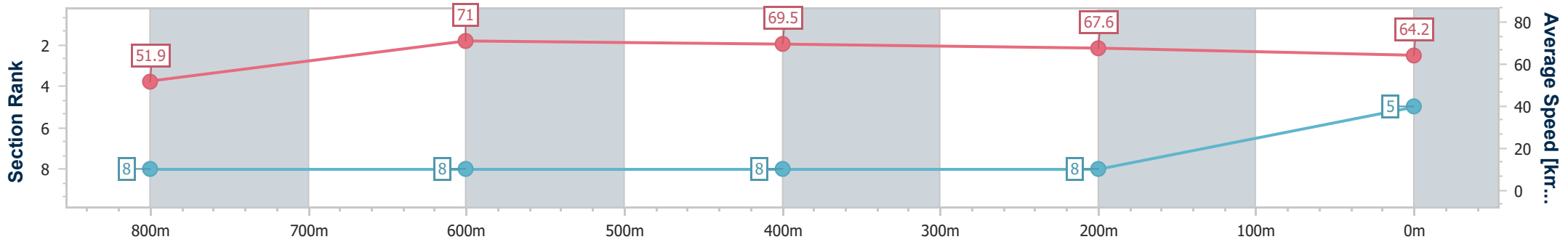
Horse/Jockey Name	Mister Larrabee
Final Rank	5
Fastest Section Time (Section)	0:10.19 (800m)
Top Speed [km/h] (Section)	71.7 (800m)
Race State	Finished



Townsville QLD Professional
 Race 4: Ladbrokes Own Spring OPEN Handicap - 1000m
 06 October 2024 - 14:07
 Track Rating: Soft 5, Weather: Fine, Rail Position: +2.5m Entire



Section	Overall	800m	600m	400m	200m
Section Times	0:56.53 [5] (0:13.88)	0:42.65 [8] (0:10.19)	0:32.46 [8] (0:10.48)	0:21.98 [8] (0:10.74)	0:11.24 [8] (0:11.24)
Average Speed [km/h]	51.9	71.0	69.5	67.6	64.2
Top Speed [km/h]	69.9	71.7	71.3	68.4	67.1
Avg. Dist. to Rail [m]	5.6	1.6	2.1	6.5	10.5
Avg. Stride Freq. [Hz]	2.2	2.4	2.4	2.4	2.4
Avg. Stride Length [m]	7.2	8.2	8.1	7.7	7.2



- [] Ranking at each section and finish
- .-.- No data available at this section
- NA No data available



Horse/Jockey Name	Rough Cut Jewel
Final Rank	6
Fastest Section Time (Section)	0:10.29 (800m)
Top Speed [km/h] (Section)	71.3 (800m)
Race State	Finished



Townsville QLD Professional

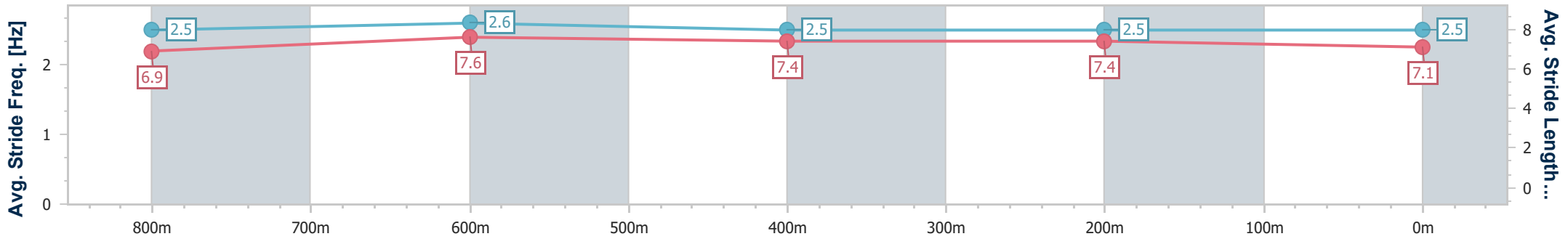
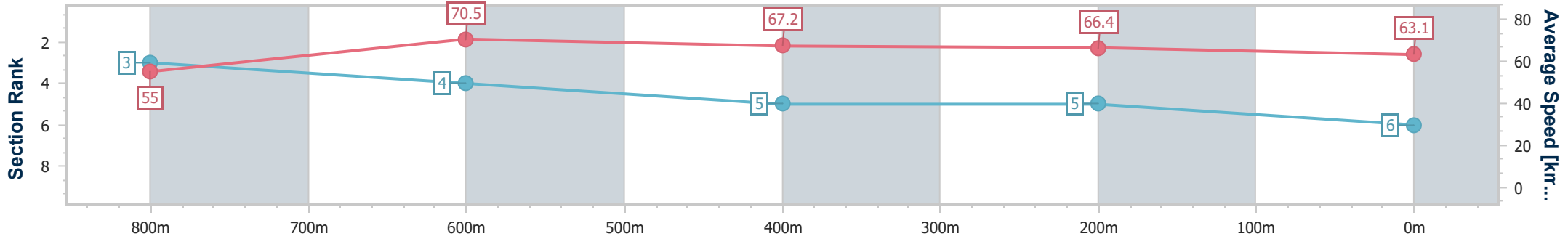
Race 4: Ladbrokes Own Spring OPEN Handicap - 1000m

06 October 2024 - 14:07

Track Rating: Soft 5, Weather: Fine, Rail Position: +2.5m Entire



Section	Overall	800m	600m	400m	200m
Section Times	0:56.56 [6] (0:13.09)	0:43.47 [3] (0:10.29)	0:33.18 [4] (0:10.85)	0:22.33 [5] (0:10.93)	0:11.40 [5] (0:11.40)
Average Speed [km/h]	55.0	70.5	67.2	66.4	63.1
Top Speed [km/h]	70.5	71.3	69.5	67.8	65.7
Avg. Dist. to Rail [m]	5.5	2.2	2.7	5.3	8.3
Avg. Stride Freq. [Hz]	2.5	2.6	2.5	2.5	2.5
Avg. Stride Length [m]	6.9	7.6	7.4	7.4	7.1



- [] Ranking at each section and finish
- .-.- No data available at this section
- NA No data available



Horse/Jockey Name	Kiss Me Later
Final Rank	7
Fastest Section Time (Section)	0:10.31 (800m)
Top Speed [km/h] (Section)	70.8 (800m)
Race State	Finished



Townsville QLD Professional

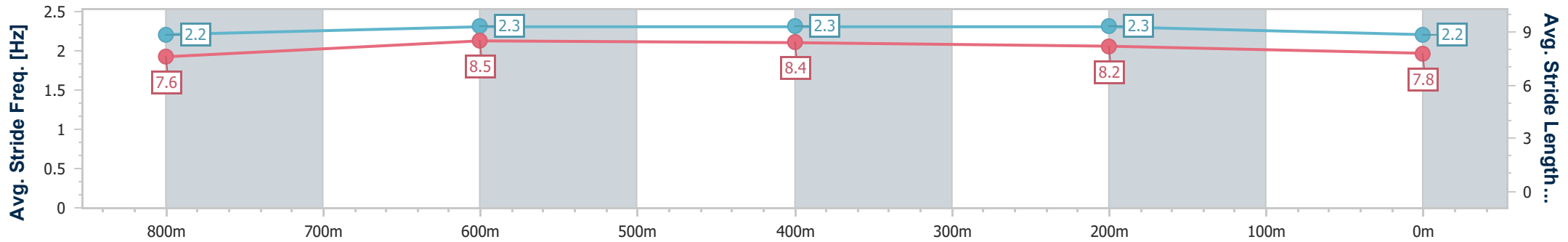
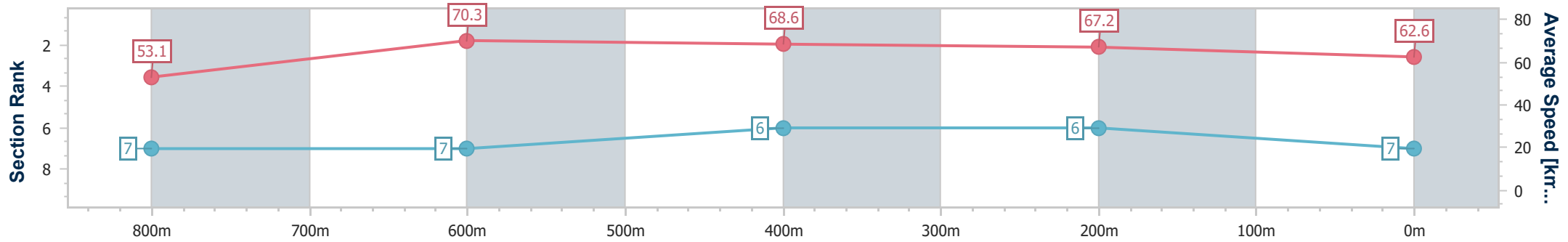
Race 4: Ladbrokes Own Spring OPEN Handicap - 1000m

06 October 2024 - 14:07

Track Rating: Soft 5, Weather: Fine, Rail Position: +2.5m Entire



Section	Overall	800m	600m	400m	200m
Section Times	0:56.70 [7] (0:13.56)	0:43.14 [7] (0:10.31)	0:32.83 [7] (0:10.56)	0:22.27 [6] (0:10.76)	0:11.51 [6] (0:11.51)
Average Speed [km/h]	53.1	70.3	68.6	67.2	62.6
Top Speed [km/h]	69.8	70.8	70.2	68.0	66.0
Avg. Dist. to Rail [m]	4.0	1.5	1.5	3.7	5.9
Avg. Stride Freq. [Hz]	2.2	2.3	2.3	2.3	2.2
Avg. Stride Length [m]	7.6	8.5	8.4	8.2	7.8



- [] Ranking at each section and finish
- .-.- No data available at this section
- NA No data available



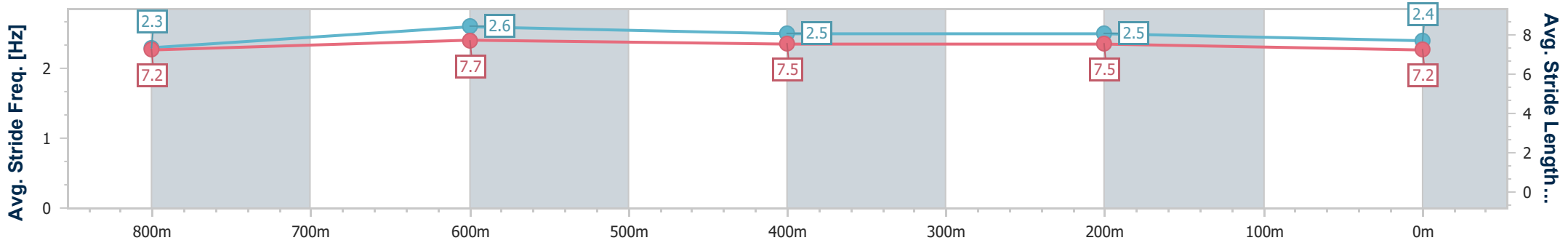
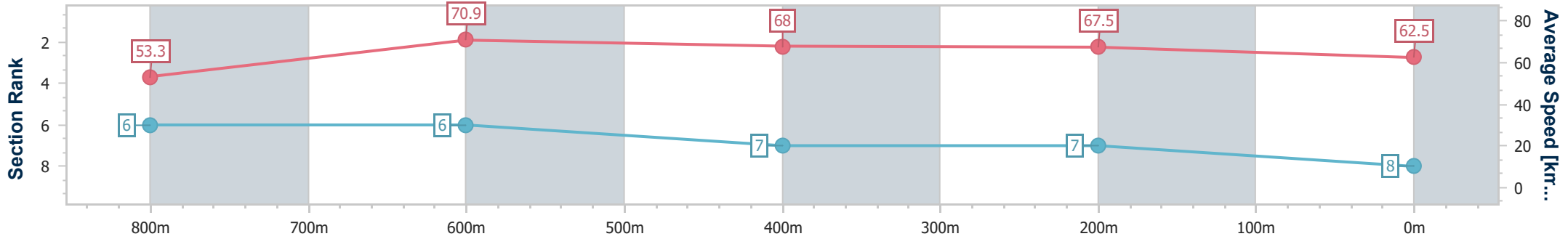
Horse/Jockey Name	Invincible Jet
Final Rank	8
Fastest Section Time (Section)	0:10.24 (800m)
Top Speed [km/h] (Section)	72.7 (800m)
Race State	Finished



Townsville QLD Professional
 Race 4: Ladbrokes Own Spring OPEN Handicap - 1000m
 06 October 2024 - 14:07
 Track Rating: Soft 5, Weather: Fine, Rail Position: +2.5m Entire



Section	Overall	800m	600m	400m	200m
Section Times	0:56.80 [8] (0:13.52)	0:43.28 [6] (0:10.24)	0:33.04 [6] (0:10.75)	0:22.29 [7] (0:10.76)	0:11.53 [7] (0:11.53)
Average Speed [km/h]	53.3	70.9	68.0	67.5	62.5
Top Speed [km/h]	70.4	72.7	69.6	68.2	66.1
Avg. Dist. to Rail [m]	5.5	2.6	3.1	4.7	7.8
Avg. Stride Freq. [Hz]	2.3	2.6	2.5	2.5	2.4
Avg. Stride Length [m]	7.2	7.7	7.5	7.5	7.2



- [] Ranking at each section and finish
- .-.- No data available at this section
- NA No data available