



# Townsville QLD Professional

## Race 6: Cowboys Leagues Club Class 6 Plate - 1200m

06 October 2024 - 15:20



Track Rating: Soft 5, Weather: Fine, Rail Position: +2.5m Entire

Section		Overall											Last 600m	
Field Times		1:10.62											0:33.95	
		(0:14.36)											(0:11.37)	
		1000m											800m	
		0:56.26											0:45.12	
		(0:11.14)											(0:11.17)	
		800m											600m	
		0:45.12											0:33.95	
		(0:11.17)											(0:11.42)	
		600m											400m	
		0:33.95											0:22.53	
		(0:11.42)											(0:11.16)	
		400m											200m	
		0:22.53											0:11.37	
		(0:11.16)											(0:11.37)	
		200m											Last 600m	
		0:11.37											0:33.95	
		(0:11.37)												
Rank	TAB	Horse/Jockey	Barrier	Top Speed [km/h]	Fastest Section	Overall	1000m	800m	600m	400m	200m	Margin	Distance Travelled [m]	
1	6	OVERLORD	4	66.7	0:11.13	1:10.62 [1]	0:56.25 [2]	0:45.12 [1]	0:33.95 [1]	0:22.53 [1]	0:11.37 [1]	1:10.62	0:33.95	
		Lacey Morrison		400m	1000m	(0:14.37)	(0:11.13)	(0:11.17)	(0:11.42)	(0:11.16)	(0:11.37)			
2	5	TYCOON BEAU	3	66.9	0:11.01	1:10.65 [2]	0:56.13 [3]	0:44.88 [3]	0:33.75 [3]	0:22.37 [3]	0:11.36 [2]	0.19L	0:33.75	+7
		Ryan Wiggins		400m	400m	(0:14.52)	(0:11.25)	(0:11.13)	(0:11.38)	(0:11.01)	(0:11.36)			
3	2	SPIRIT MEISTER	5	67.3	0:11.02	1:10.88 [3]	0:55.96 [5]	0:44.80 [5]	0:33.65 [5]	0:22.33 [5]	0:11.31 [4]	1.52L	0:33.65	+23
		Nathan Day		400m	400m	(0:14.92)	(0:11.16)	(0:11.15)	(0:11.32)	(0:11.02)	(0:11.31)			
4	1	INVESTOR	1	68.1	0:11.04	1:10.99 [4]	0:56.03 [6]	0:44.80 [6]	0:33.69 [6]	0:22.27 [7]	0:11.23 [6]	2.16L	0:33.69	+12
		Michael Murphy		400m	400m	(0:14.96)	(0:11.23)	(0:11.11)	(0:11.42)	(0:11.04)	(0:11.23)			
5	8	BRAVE AGENDA	2	65.7	0:11.12	1:11.01 [5]	0:56.36 [4]	0:45.06 [4]	0:33.88 [4]	0:22.48 [4]	0:11.36 [5]	2.29L	0:33.88	+4
		Adam Sewell		400m	400m	(0:14.65)	(0:11.30)	(0:11.18)	(0:11.40)	(0:11.12)	(0:11.36)			
6	9	MARTINI MOMENT	8	65.7	0:11.23	1:11.37 [6]	0:57.01 [1]	0:45.75 [2]	0:34.52 [2]	0:23.16 [2]	0:11.91 [3]	4.4L	0:34.52	+8
		Chelsea Jokic		1000m	800m	(0:14.36)	(0:11.26)	(0:11.23)	(0:11.36)	(0:11.25)	(0:11.91)			
7	7	PRINCIPESSA	7	66.2	0:11.12	1:11.63 [7]	0:56.41 [8]	0:45.14 [8]	0:34.00 [8]	0:22.66 [8]	0:11.54 [8]	5.93L	0:34.00	+24
		Tyler Leslight		1000m	400m	(0:15.22)	(0:11.27)	(0:11.14)	(0:11.34)	(0:11.12)	(0:11.54)			
8	4	REALEZA	9	66.7	0:11.04	1:12.21 [8]	0:57.14 [7]	0:45.95 [7]	0:34.91 [6]	0:23.54 [6]	0:12.31 [7]	9.34L	0:34.91	+29
		Ashley Butler		400m	800m	(0:15.07)	(0:11.19)	(0:11.04)	(0:11.37)	(0:11.23)	(0:12.31)			

Scratched: Hellish (#3)

[ ] Ranking at each section and finish  
 -:-:- No data available at this section  
 NA No data available

SCN Saddle cloth number  
 DNF Did not finish  
 DNT Did not track



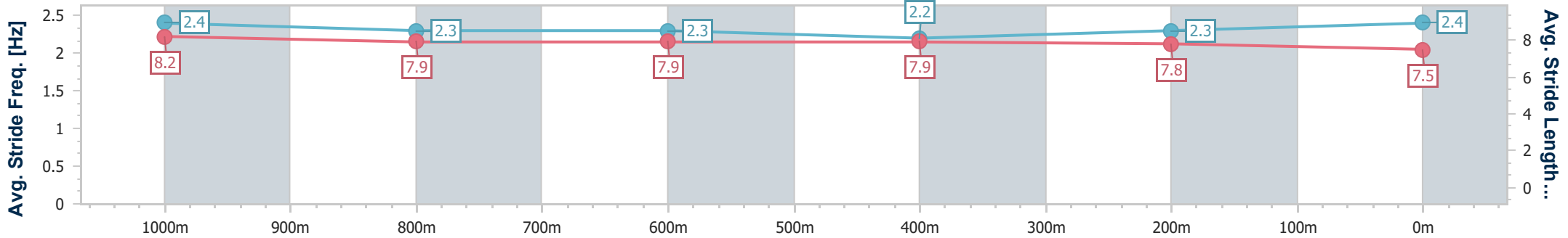
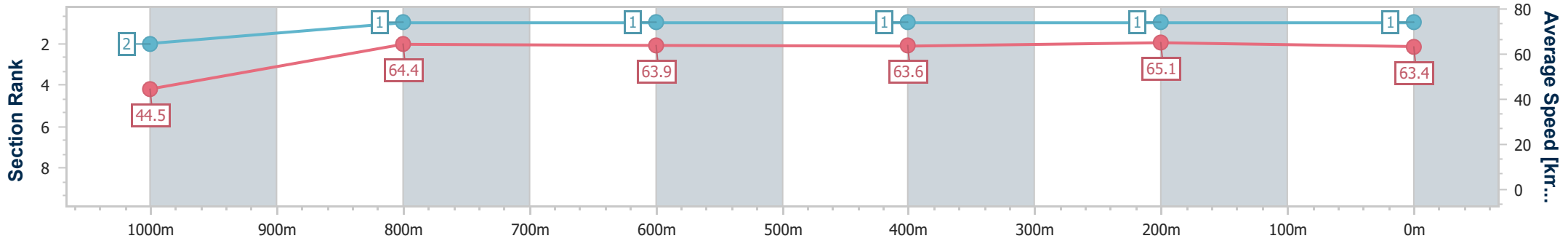
Horse/Jockey Name	Overlord
Final Rank	1
Fastest Section Time (Section)	0:11.13 (1000m)
Top Speed [km/h] (Section)	66.7 (400m)
Race State	Finished



Townsville QLD Professional  
 Race 6: Cowboys Leagues Club Class 6 Plate - 1200m  
 06 October 2024 - 15:20  
 Track Rating: Soft 5, Weather: Fine, Rail Position: +2.5m Entire



Section	Overall	1000m	800m	600m	400m	200m
Section Times	1:10.62 [1] (0:14.37)	0:56.25 [2] (0:11.13)	0:45.12 [1] (0:11.17)	0:33.95 [1] (0:11.42)	0:22.53 [1] (0:11.16)	0:11.37 [1] (0:11.37)
Average Speed [km/h]	44.5	64.4	63.9	63.6	65.1	63.4
Top Speed [km/h]	65.0	64.9	65.0	64.2	66.7	66.4
Avg. Dist. to Rail [m]	2.7	1.1	1.3	1.7	5.2	5.8
Avg. Stride Freq. [Hz]	2.4	2.3	2.3	2.2	2.3	2.4
Avg. Stride Length [m]	8.2	7.9	7.9	7.9	7.8	7.5



- [ ] Ranking at each section and finish
- .-.- No data available at this section
- NA No data available



Horse/Jockey Name	Tycoon Beau
Final Rank	2
Fastest Section Time (Section)	0:11.01 (400m)
Top Speed [km/h] (Section)	66.9 (400m)
Race State	Finished



### Townsville QLD Professional

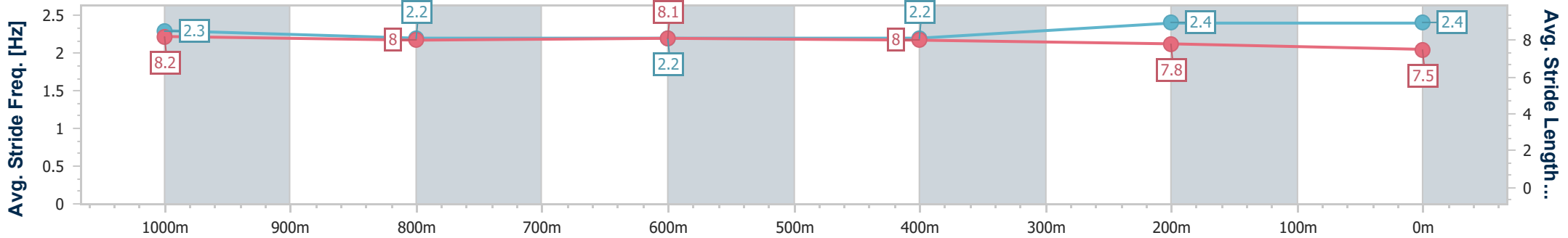
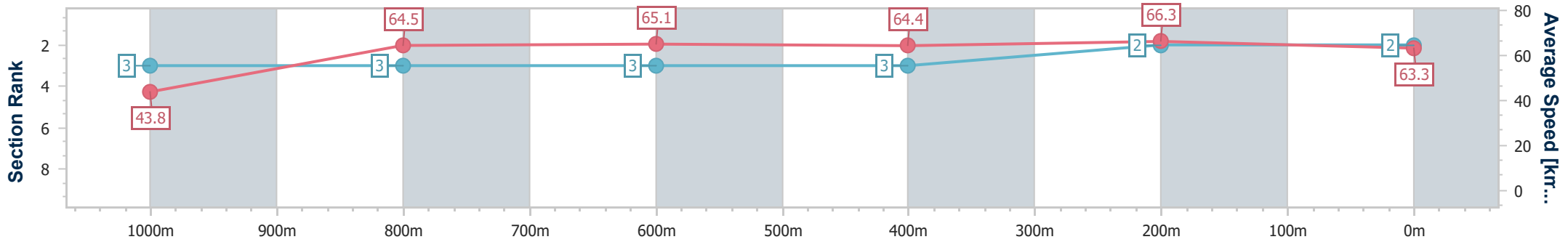
Race 6: Cowboys Leagues Club Class 6 Plate - 1200m

06 October 2024 - 15:20

Track Rating: Soft 5, Weather: Fine, Rail Position: +2.5m Entire



Section	Overall	1000m	800m	600m	400m	200m
Section Times	1:10.65 [2] (0:14.52)	0:56.13 [3] (0:11.25)	0:44.88 [3] (0:11.13)	0:33.75 [3] (0:11.38)	0:22.37 [3] (0:11.01)	0:11.36 [2] (0:11.36)
Average Speed [km/h]	43.8	64.5	65.1	64.4	66.3	63.3
Top Speed [km/h]	64.5	65.3	65.4	65.6	66.9	66.0
Avg. Dist. to Rail [m]	3.2	1.3	1.4	3.7	7.2	6.6
Avg. Stride Freq. [Hz]	2.3	2.2	2.2	2.2	2.4	2.4
Avg. Stride Length [m]	8.2	8.0	8.1	8.0	7.8	7.5



- [ ] Ranking at each section and finish
- .-.- No data available at this section
- NA No data available



Horse/Jockey Name	Spirit Meister
Final Rank	3
Fastest Section Time (Section)	0:11.02 (400m)
Top Speed [km/h] (Section)	67.3 (400m)
Race State	Finished



### Townsville QLD Professional

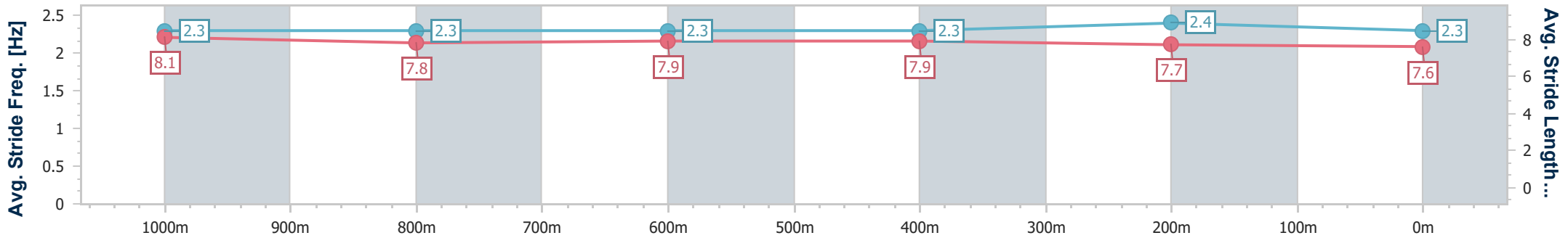
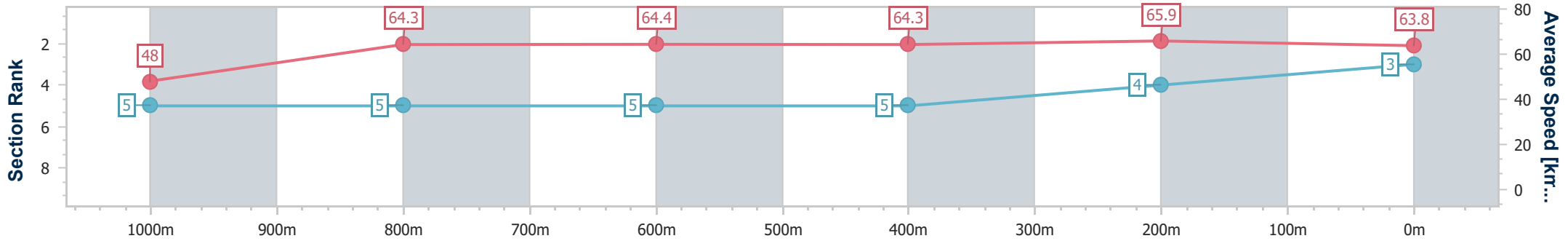
Race 6: Cowboys Leagues Club Class 6 Plate - 1200m

06 October 2024 - 15:20

Track Rating: Soft 5, Weather: Fine, Rail Position: +2.5m Entire



Section	Overall	1000m	800m	600m	400m	200m
Section Times	1:10.88 [3] (0:14.92)	0:55.96 [5] (0:11.16)	0:44.80 [5] (0:11.15)	0:33.65 [5] (0:11.32)	0:22.33 [5] (0:11.02)	0:11.31 [4]
Average Speed [km/h]	48.0	64.3	64.4	64.3	65.9	63.8
Top Speed [km/h]	64.0	64.9	64.9	66.6	67.3	66.4
Avg. Dist. to Rail [m]	2.8	0.6	0.5	1.9	6.1	5.9
Avg. Stride Freq. [Hz]	2.3	2.3	2.3	2.3	2.4	2.3
Avg. Stride Length [m]	8.1	7.8	7.9	7.9	7.7	7.6



- [ ] Ranking at each section and finish
- .-.-.- No data available at this section
- NA No data available



Horse/Jockey Name	Investor
Final Rank	4
Fastest Section Time (Section)	0:11.04 (400m)
Top Speed [km/h] (Section)	68.1 (400m)
Race State	Finished



### Townsville QLD Professional

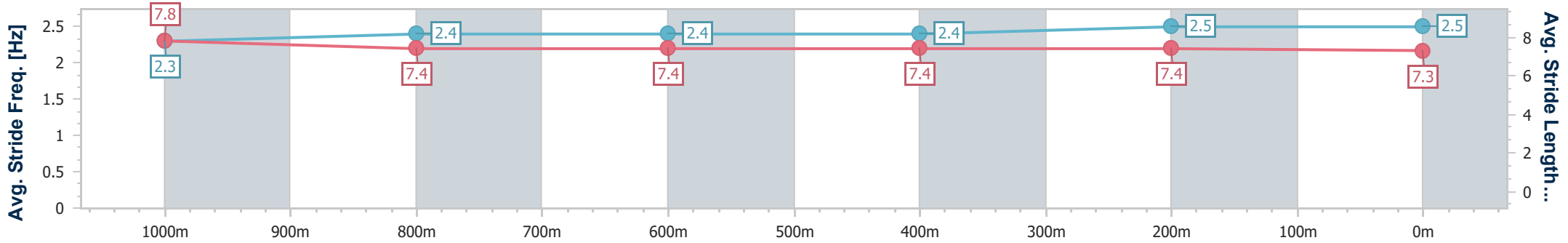
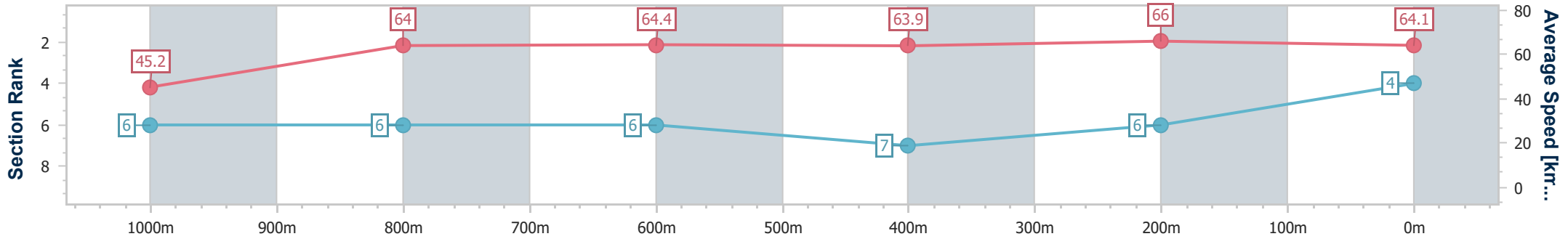
Race 6: Cowboys Leagues Club Class 6 Plate - 1200m

06 October 2024 - 15:20

Track Rating: Soft 5, Weather: Fine, Rail Position: +2.5m Entire



Section	Overall	1000m	800m	600m	400m	200m
Section Times	1:10.99 [4] (0:14.96)	0:56.03 [6] (0:11.23)	0:44.80 [6] (0:11.11)	0:33.69 [6] (0:11.42)	0:22.27 [7] (0:11.04)	0:11.23 [6] (0:11.23)
Average Speed [km/h]	45.2	64.0	64.4	63.9	66.0	64.1
Top Speed [km/h]	61.9	64.8	66.3	64.9	68.1	65.5
Avg. Dist. to Rail [m]	1.5	0.7	1.2	2.6	5.5	6.8
Avg. Stride Freq. [Hz]	2.3	2.4	2.4	2.4	2.5	2.5
Avg. Stride Length [m]	7.8	7.4	7.4	7.4	7.4	7.3



- [ ] Ranking at each section and finish
- .-.- No data available at this section
- NA No data available



Horse/Jockey Name	Brave Agenda
Final Rank	5
Fastest Section Time (Section)	0:11.12 (400m)
Top Speed [km/h] (Section)	65.7 (400m)
Race State	Finished



Townsville QLD Professional

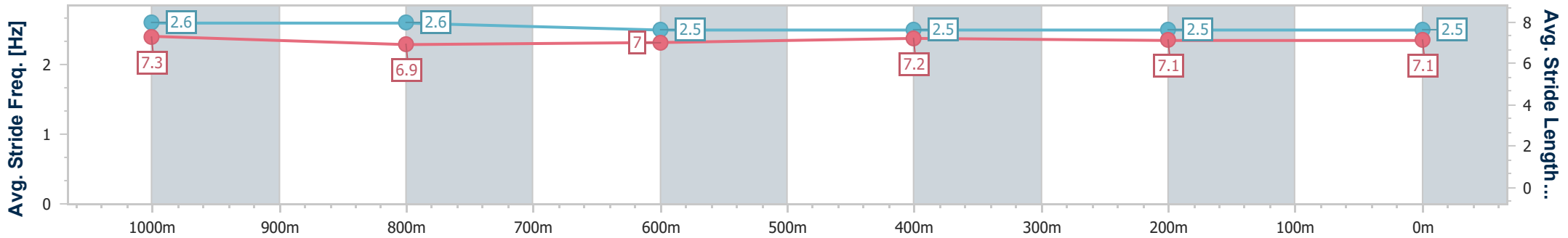
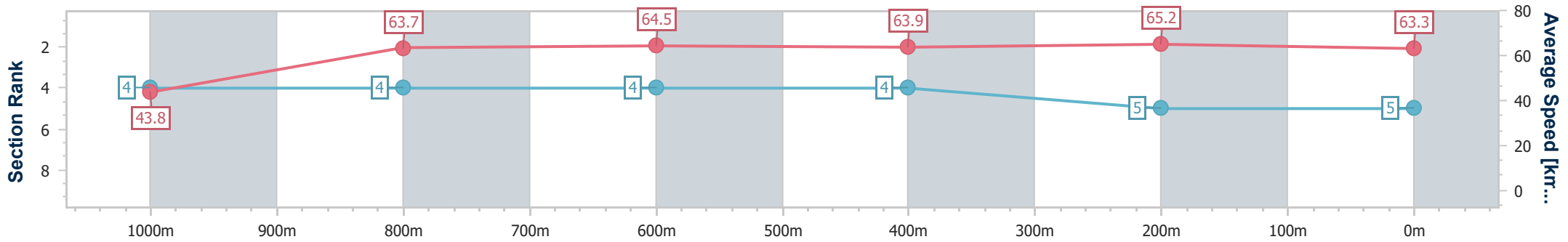
Race 6: Cowboys Leagues Club Class 6 Plate - 1200m

06 October 2024 - 15:20

Track Rating: Soft 5, Weather: Fine, Rail Position: +2.5m Entire



Section	Overall	1000m	800m	600m	400m	200m
Section Times	1:11.01 [5] (0:14.65)	0:56.36 [4] (0:11.30)	0:45.06 [4] (0:11.18)	0:33.88 [4] (0:11.40)	0:22.48 [4] (0:11.12)	0:11.36 [5] (0:11.36)
Average Speed [km/h]	43.8	63.7	64.5	63.9	65.2	63.3
Top Speed [km/h]	63.5	64.6	65.7	64.8	65.7	65.7
Avg. Dist. to Rail [m]	2.2	0.3	0.5	2.4	4.7	4.5
Avg. Stride Freq. [Hz]	2.6	2.6	2.5	2.5	2.5	2.5
Avg. Stride Length [m]	7.3	6.9	7.0	7.2	7.1	7.1



- [ ] Ranking at each section and finish
- .-.- No data available at this section
- NA No data available



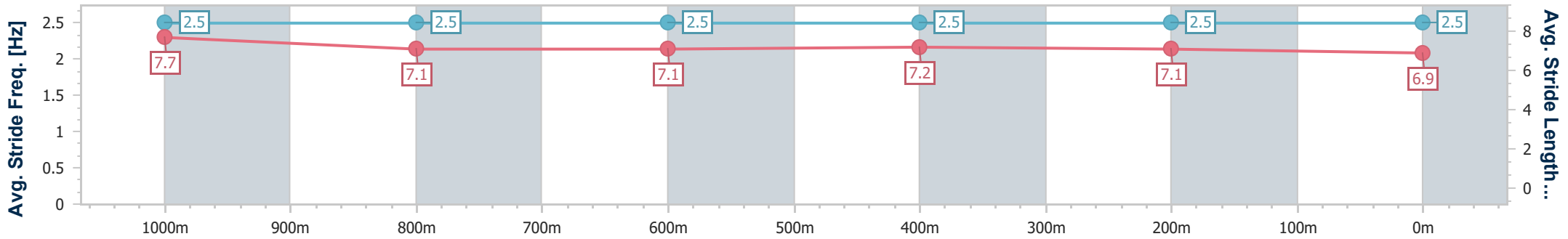
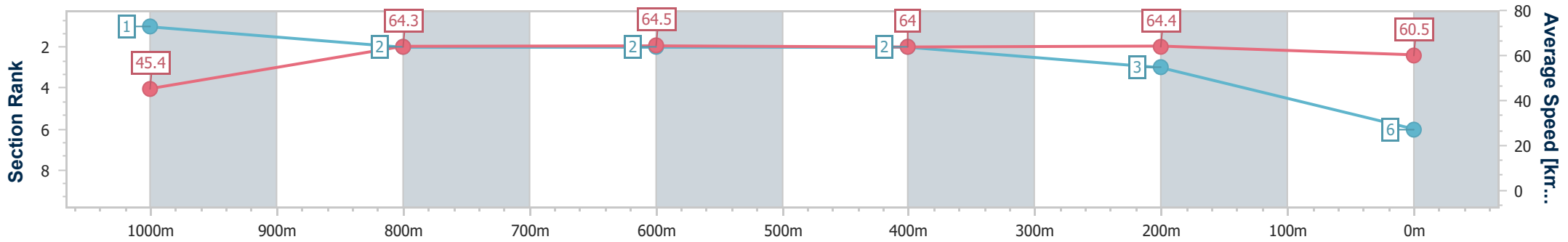
Horse/Jockey Name	Martini Moment
Final Rank	6
Fastest Section Time (Section)	0:11.23 (800m)
Top Speed [km/h] (Section)	65.7 (1000m)
Race State	Finished



Townsville QLD Professional  
 Race 6: Cowboys Leagues Club Class 6 Plate - 1200m  
 06 October 2024 - 15:20  
 Track Rating: Soft 5, Weather: Fine, Rail Position: +2.5m Entire



Section	Overall	1000m	800m	600m	400m	200m
Section Times	1:11.37 [6] (0:14.36)	0:57.01 [1] (0:11.26)	0:45.75 [2] (0:11.23)	0:34.52 [2] (0:11.36)	0:23.16 [2] (0:11.25)	0:11.91 [3] (0:11.91)
Average Speed [km/h]	45.4	64.3	64.5	64.0	64.4	60.5
Top Speed [km/h]	65.2	65.7	65.3	65.4	65.3	64.0
Avg. Dist. to Rail [m]	4.6	1.2	1.1	2.2	4.2	4.8
Avg. Stride Freq. [Hz]	2.5	2.5	2.5	2.5	2.5	2.5
Avg. Stride Length [m]	7.7	7.1	7.1	7.2	7.1	6.9



- [ ] Ranking at each section and finish
- .-.- No data available at this section
- NA No data available



Horse/Jockey Name	Principessa
Final Rank	7
Fastest Section Time (Section)	0:11.12 (400m)
Top Speed [km/h] (Section)	66.2 (1000m)
Race State	Finished



### Townsville QLD Professional

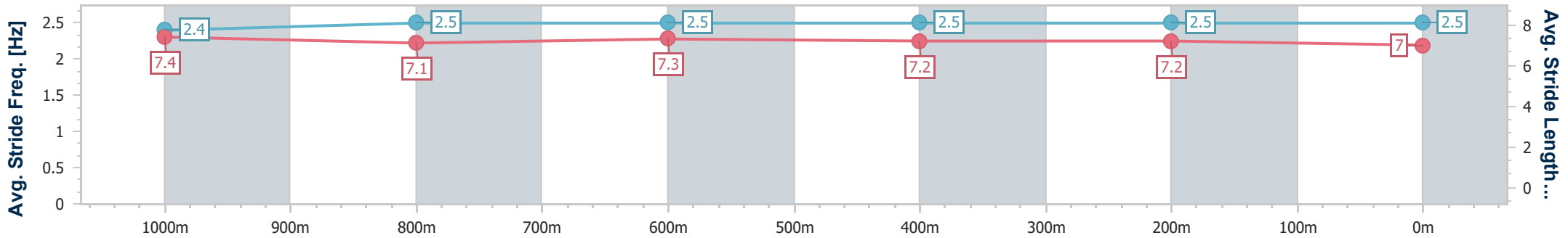
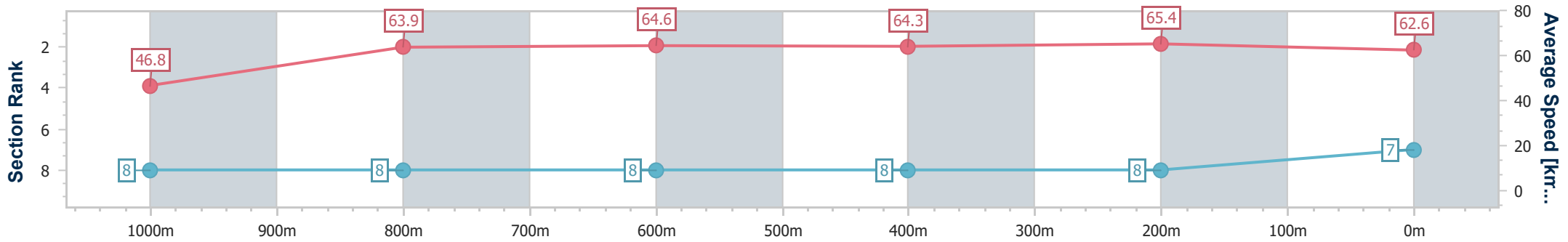
Race 6: Cowboys Leagues Club Class 6 Plate - 1200m

06 October 2024 - 15:20

Track Rating: Soft 5, Weather: Fine, Rail Position: +2.5m Entire



Section	Overall	1000m	800m	600m	400m	200m
Section Times	1:11.63 [7] (0:15.22)	0:56.41 [8] (0:11.27)	0:45.14 [8] (0:11.14)	0:34.00 [8] (0:11.34)	0:22.66 [8] (0:11.12)	0:11.54 [8] (0:11.54)
Average Speed [km/h]	46.8	63.9	64.6	64.3	65.4	62.6
Top Speed [km/h]	62.5	66.2	65.4	65.5	66.0	64.1
Avg. Dist. to Rail [m]	4.4	0.5	0.6	2.5	5.3	5.0
Avg. Stride Freq. [Hz]	2.4	2.5	2.5	2.5	2.5	2.5
Avg. Stride Length [m]	7.4	7.1	7.3	7.2	7.2	7.0



- [ ] Ranking at each section and finish
- .-.- No data available at this section
- NA No data available





Horse/Jockey Name	Realeza
Final Rank	8
Fastest Section Time (Section)	0:11.04 (800m)
Top Speed [km/h] (Section)	66.7 (400m)
Race State	Finished



### Townsville QLD Professional

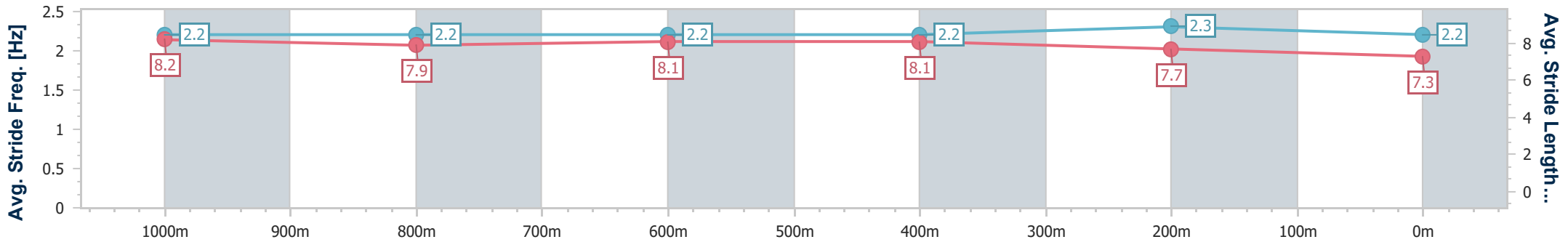
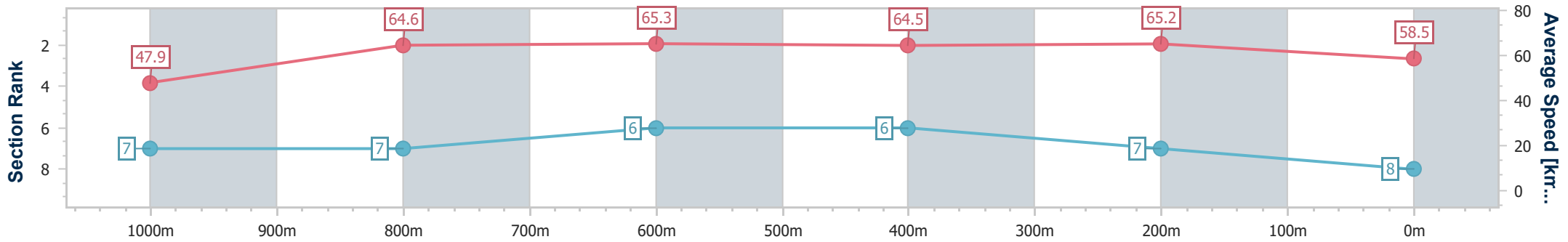
Race 6: Cowboys Leagues Club Class 6 Plate - 1200m

06 October 2024 - 15:20

Track Rating: Soft 5, Weather: Fine, Rail Position: +2.5m Entire



Section	Overall	1000m	800m	600m	400m	200m
Section Times	1:12.21 [8] (0:15.07)	0:57.14 [7] (0:11.19)	0:45.95 [7] (0:11.04)	0:34.91 [6] (0:11.37)	0:23.54 [6] (0:11.23)	0:12.31 [7] (0:12.31)
Average Speed [km/h]	47.9	64.6	65.3	64.5	65.2	58.5
Top Speed [km/h]	64.9	65.3	65.9	66.1	66.7	63.0
Avg. Dist. to Rail [m]	3.9	0.5	0.7	3.9	8.4	7.6
Avg. Stride Freq. [Hz]	2.2	2.2	2.2	2.2	2.3	2.2
Avg. Stride Length [m]	8.2	7.9	8.1	8.1	7.7	7.3



- [ ] Ranking at each section and finish
- .-.- No data available at this section
- NA No data available