

Track Rating: Soft 5, Weather: Fine, Rail Position: True

Section		Overall	1000m	800m	600m	400m	200m	Last 600m					
Field Times		1:10.26 (0:13.73)	0:56.53 (0:10.76)	0:45.77 (0:10.93)	0:34.84 (0:11.32)	0:23.52 (0:11.56)	0:11.96 (0:11.96)	0:34.84					
Rank	TAB Horse/Jockey	Barrier	Top Speed [km/h]	Fastest Section	Margin						Distance Travelled [m]		
1	5 CACOFONIX Samantha Collett	2	67.4 800m	0:10.68 800m	1:10.26 [1] (0:14.33)	0:55.93 [4] (0:10.84)	0:45.09 [4] (0:10.68)	0:34.41 [3] (0:11.13)	0:23.28 [3] (0:11.52)	0:11.76 [2] (0:11.76)	1:10.26	0:34.41	
2	4 GENTLE PRINCE Rikki Jamieson	5	67.7 800m	0:10.77 800m	1:10.42 [2] (0:14.22)	0:56.20 [3] (0:10.88)	0:45.32 [3] (0:10.77)	0:34.55 [4] (0:11.12)	0:23.43 [4] (0:11.56)	0:11.87 [3] (0:11.87)	0.99L	0:34.55	+4
3	3 LADY WARDELL Georgina Cartwright	1	67.7 1000m	0:10.76 1000m	1:10.62 [3] (0:13.73)	0:56.89 [1] (0:10.76)	0:46.13 [1] (0:10.93)	0:35.20 [1] (0:11.32)	0:23.88 [1] (0:11.56)	0:12.32 [1] (0:12.32)	2.16L	0:35.20	+0
4	7 BAT PAD Robbie Dolan	6	67.1 800m	0:10.90 800m	1:11.36 [4] (0:14.41)	0:56.95 [5] (0:11.01)	0:45.94 [5] (0:10.90)	0:35.04 [6] (0:11.23)	0:23.81 [6] (0:11.75)	0:12.06 [6] (0:12.06)	6.51L	0:35.04	+2
5	6 DEEP BLAST Jace McMurray	3	68.7 1000m	0:10.61 1000m	1:11.67 [5] (0:14.88)	0:56.79 [6] (0:10.61)	0:46.18 [6] (0:10.61)	0:35.57 [5] (0:11.11)	0:24.46 [5] (0:11.87)	0:12.59 [4] (0:12.59)	8.33L	0:35.57	-2
6	8 MISS HELMUT Noriyuki Masuda	4	67.8 1000m	0:10.77 1000m	1:12.11 [6] (0:13.89)	0:58.22 [2] (0:10.77)	0:47.45 [2] (0:10.91)	0:36.54 [2] (0:11.39)	0:25.15 [2] (0:12.28)	0:12.87 [5] (0:12.87)	10.88L	0:36.54	+3

Scratched: Mo's Crown (#2), At Witz End (#1)



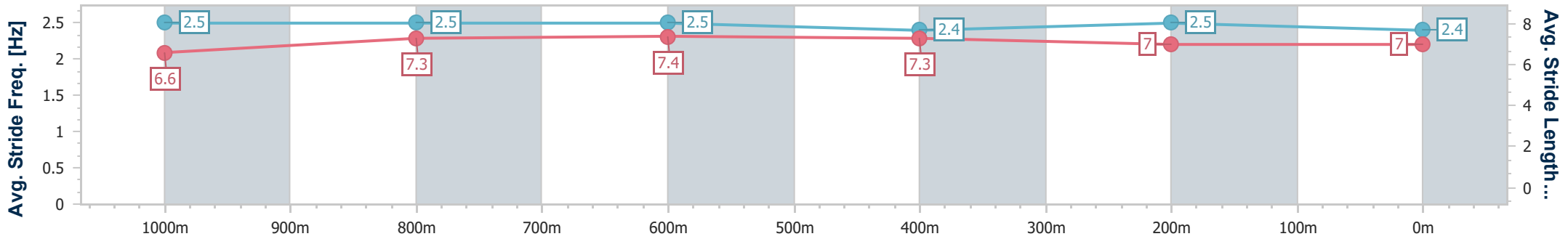
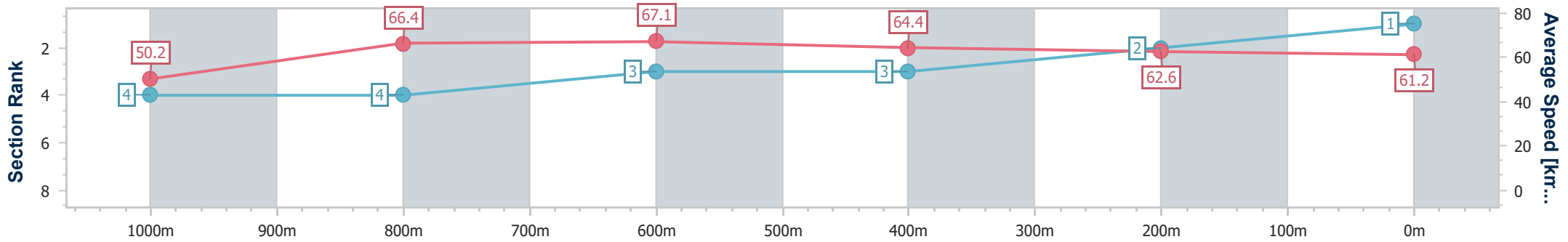
Horse/Jockey Name	Cacophonix
Final Rank	1
Fastest Section Time (Section)	0:10.68 (800m)
Top Speed [km/h] (Section)	67.4 (800m)
Race State	Finished



Ipswich QLD Professional
 Race 1: BARRIER REEF POOLS OPEN Handicap - 1200m
 07 October 2024 - 13:31
 Track Rating: Soft 5, Weather: Fine, Rail Position: True



Section	Overall	1000m	800m	600m	400m	200m
Section Times	1:10.26 [1] (0:14.33)	0:55.93 [4] (0:10.84)	0:45.09 [4] (0:10.68)	0:34.41 [3] (0:11.13)	0:23.28 [3] (0:11.52)	0:11.76 [2] (0:11.76)
Average Speed [km/h]	50.2	66.4	67.1	64.4	62.6	61.2
Top Speed [km/h]	65.9	67.1	67.4	66.7	63.4	63.5
Avg. Dist. to Rail [m]	1.4	0.6	1.4	0.4	0.4	2.7
Avg. Stride Freq. [Hz]	2.5	2.5	2.5	2.4	2.5	2.4
Avg. Stride Length [m]	6.6	7.3	7.4	7.3	7.0	7.0



- [] Ranking at each section and finish
- .-.- No data available at this section
- NA No data available



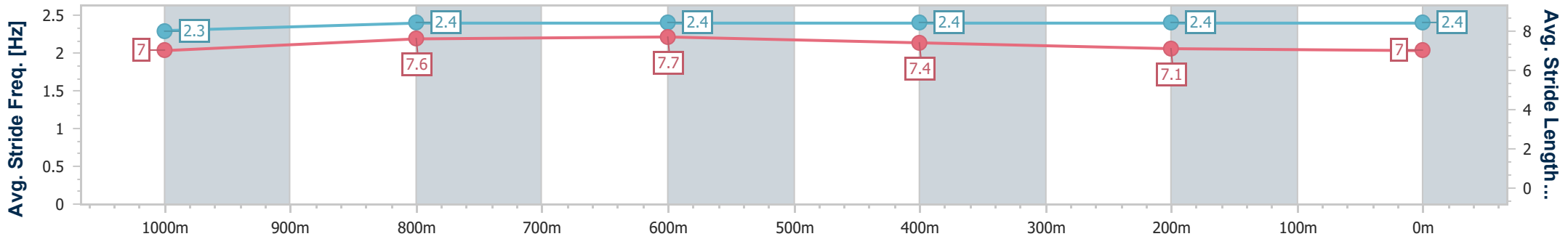
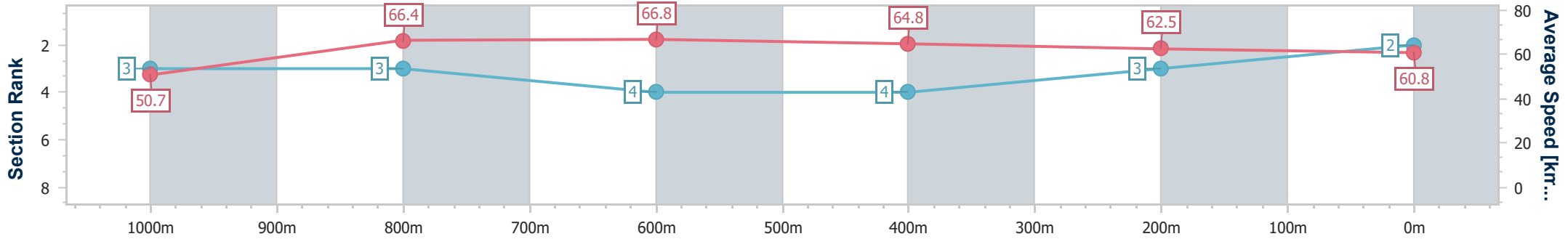
Horse/Jockey Name	Gentle Prince
Final Rank	2
Fastest Section Time (Section)	0:10.77 (800m)
Top Speed [km/h] (Section)	67.7 (800m)
Race State	Finished



Ipswich QLD Professional
 Race 1: BARRIER REEF POOLS OPEN Handicap - 1200m
 07 October 2024 - 13:31
 Track Rating: Soft 5, Weather: Fine, Rail Position: True



Section	Overall	1000m	800m	600m	400m	200m
Section Times	1:10.42 [2] (0:14.22)	0:56.20 [3] (0:10.88)	0:45.32 [3] (0:10.77)	0:34.55 [4] (0:11.12)	0:23.43 [4] (0:11.56)	0:11.87 [3] (0:11.87)
Average Speed [km/h]	50.7	66.4	66.8	64.8	62.5	60.8
Top Speed [km/h]	64.6	67.6	67.7	67.0	63.6	62.4
Avg. Dist. to Rail [m]	4.1	0.9	0.2	0.9	1.5	3.8
Avg. Stride Freq. [Hz]	2.3	2.4	2.4	2.4	2.4	2.4
Avg. Stride Length [m]	7.0	7.6	7.7	7.4	7.1	7.0



- [] Ranking at each section and finish
- .-.- No data available at this section
- NA No data available



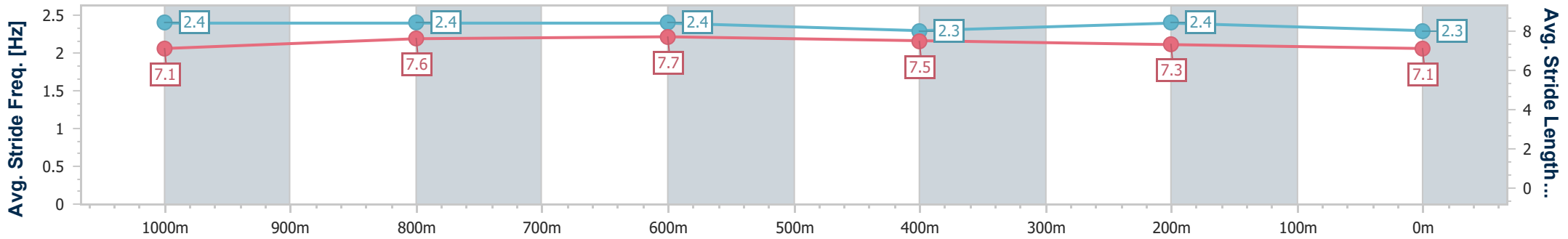
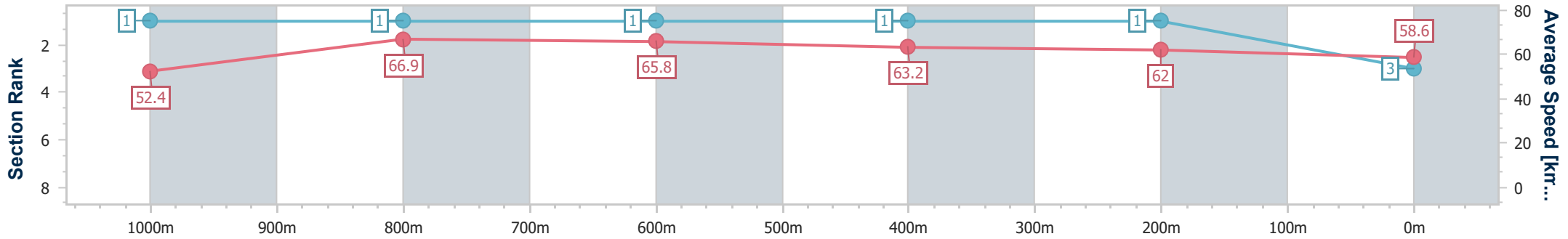
Horse/Jockey Name	Lady Wardell
Final Rank	3
Fastest Section Time (Section)	0:10.76 (1000m)
Top Speed [km/h] (Section)	67.7 (1000m)
Race State	Finished



Ipswich QLD Professional
 Race 1: BARRIER REEF POOLS OPEN Handicap - 1200m
 07 October 2024 - 13:31
 Track Rating: Soft 5, Weather: Fine, Rail Position: True



Section	Overall	1000m	800m	600m	400m	200m
Section Times	1:10.62 [3] (0:13.73)	0:56.89 [1] (0:10.76)	0:46.13 [1] (0:10.93)	0:35.20 [1] (0:11.32)	0:23.88 [1] (0:11.56)	0:12.32 [1] (0:12.32)
Average Speed [km/h]	52.4	66.9	65.8	63.2	62.0	58.6
Top Speed [km/h]	67.1	67.7	66.5	65.1	63.1	60.9
Avg. Dist. to Rail [m]	1.5	0.3	0.9	1.0	0.9	0.6
Avg. Stride Freq. [Hz]	2.4	2.4	2.4	2.3	2.4	2.3
Avg. Stride Length [m]	7.1	7.6	7.7	7.5	7.3	7.1



- [] Ranking at each section and finish
- .-.- No data available at this section
- NA No data available



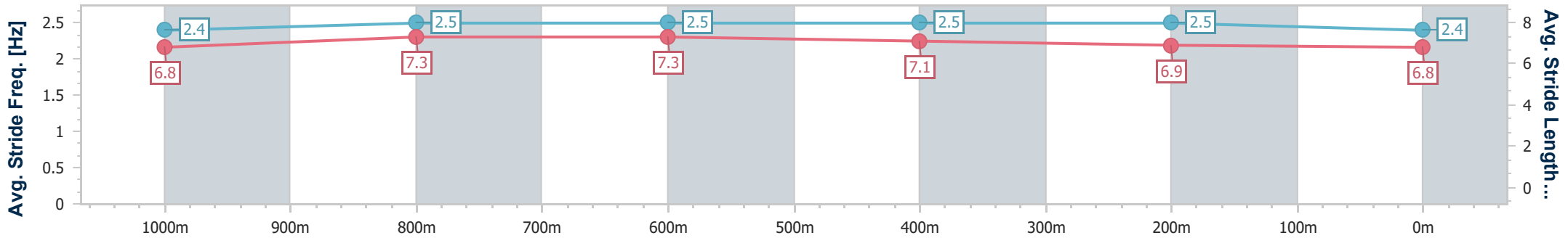
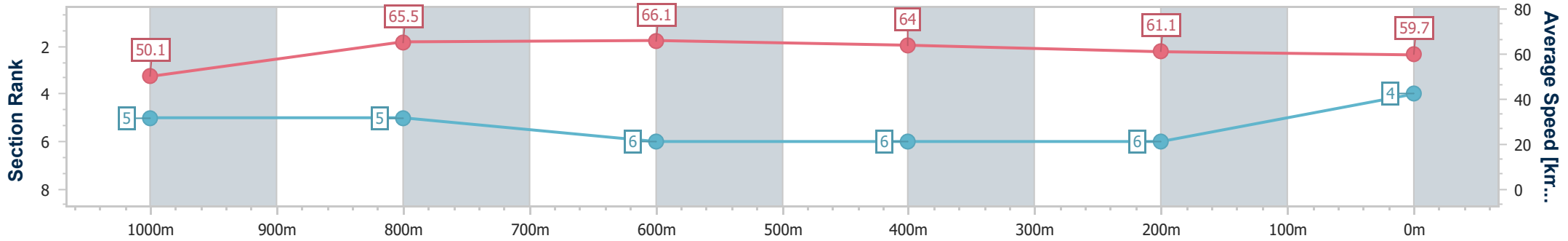
Horse/Jockey Name	Bat Pad
Final Rank	4
Fastest Section Time (Section)	0:10.90 (800m)
Top Speed [km/h] (Section)	67.1 (800m)
Race State	Finished



Ipswich QLD Professional
 Race 1: BARRIER REEF POOLS OPEN Handicap - 1200m
 07 October 2024 - 13:31
 Track Rating: Soft 5, Weather: Fine, Rail Position: True



Section	Overall	1000m	800m	600m	400m	200m
Section Times	1:11.36 [4] (0:14.41)	0:56.95 [5] (0:11.01)	0:45.94 [5] (0:10.90)	0:35.04 [6] (0:11.23)	0:23.81 [6] (0:11.75)	0:12.06 [6] (0:12.06)
Average Speed [km/h]	50.1	65.5	66.1	64.0	61.1	59.7
Top Speed [km/h]	64.8	66.1	67.1	66.0	63.0	61.1
Avg. Dist. to Rail [m]	4.0	0.9	0.2	0.5	0.5	0.6
Avg. Stride Freq. [Hz]	2.4	2.5	2.5	2.5	2.5	2.4
Avg. Stride Length [m]	6.8	7.3	7.3	7.1	6.9	6.8



- [] Ranking at each section and finish
- .-.- No data available at this section
- NA No data available



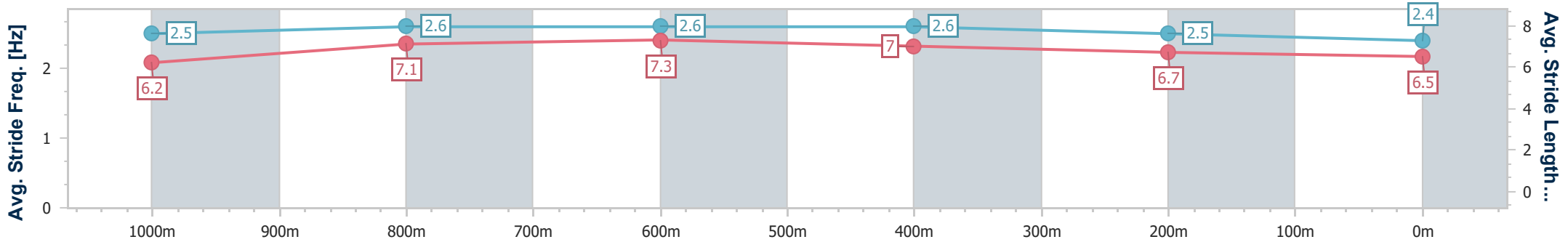
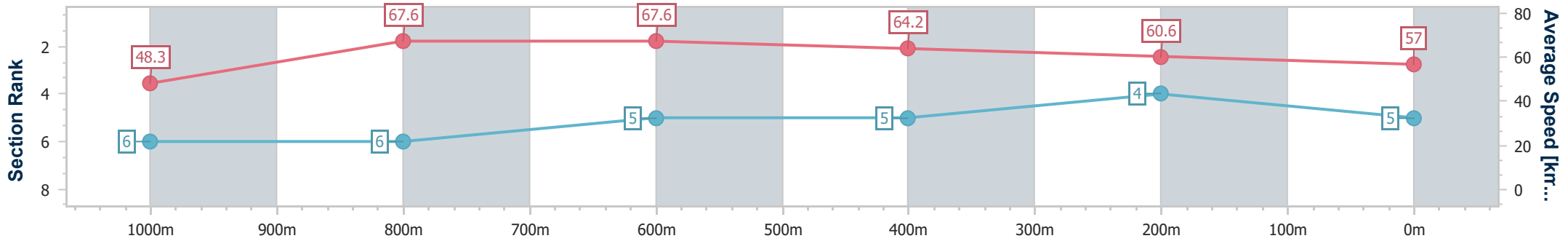
Horse/Jockey Name	Deep Blast
Final Rank	5
Fastest Section Time (Section)	0:10.61 (1000m)
Top Speed [km/h] (Section)	68.7 (1000m)
Race State	Finished



Ipswich QLD Professional
 Race 1: BARRIER REEF POOLS OPEN Handicap - 1200m
 07 October 2024 - 13:31
 Track Rating: Soft 5, Weather: Fine, Rail Position: True



Section	Overall	1000m	800m	600m	400m	200m
Section Times	1:11.67 [5] (0:14.88)	0:56.79 [6] (0:10.61)	0:46.18 [6] (0:10.61)	0:35.57 [5] (0:11.11)	0:24.46 [5] (0:11.87)	0:12.59 [4] (0:12.59)
Average Speed [km/h]	48.3	67.6	67.6	64.2	60.6	57.0
Top Speed [km/h]	68.1	68.7	68.3	66.5	62.6	59.4
Avg. Dist. to Rail [m]	3.0	0.8	1.7	1.5	0.8	0.7
Avg. Stride Freq. [Hz]	2.5	2.6	2.6	2.6	2.5	2.4
Avg. Stride Length [m]	6.2	7.1	7.3	7.0	6.7	6.5



- [] Ranking at each section and finish
- .-.- No data available at this section
- NA No data available



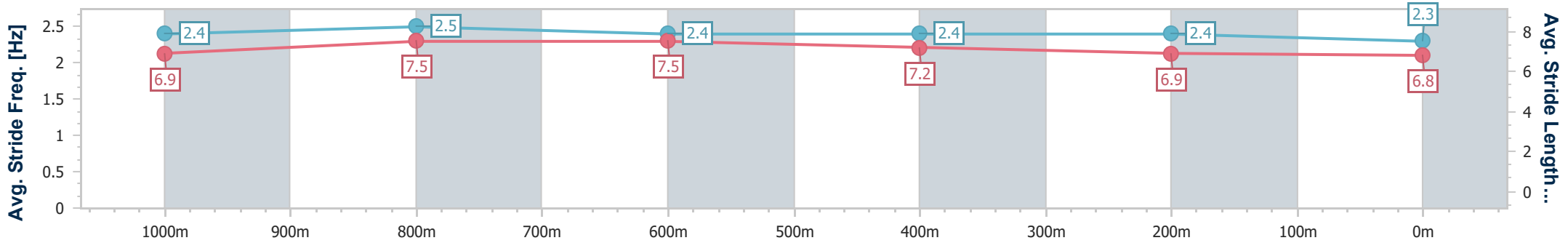
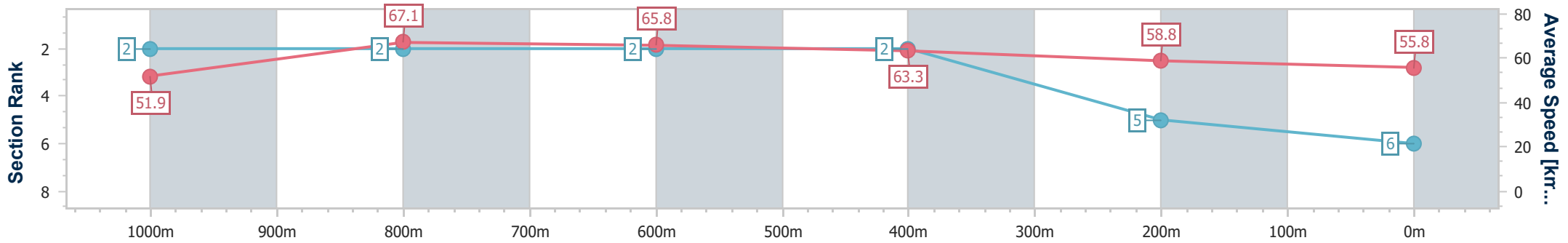
Horse/Jockey Name	Miss Helmut
Final Rank	6
Fastest Section Time (Section)	0:10.77 (1000m)
Top Speed [km/h] (Section)	67.8 (1000m)
Race State	Finished



Ipswich QLD Professional
 Race 1: BARRIER REEF POOLS OPEN Handicap - 1200m
 07 October 2024 - 13:31
 Track Rating: Soft 5, Weather: Fine, Rail Position: True



Section	Overall	1000m	800m	600m	400m	200m
Section Times	1:12.11 [6] (0:13.89)	0:58.22 [2] (0:10.77)	0:47.45 [2] (0:10.91)	0:36.54 [2] (0:11.39)	0:25.15 [2] (0:12.28)	0:12.87 [5] (0:12.87)
Average Speed [km/h]	51.9	67.1	65.8	63.3	58.8	55.8
Top Speed [km/h]	66.4	67.8	66.6	65.4	60.8	58.3
Avg. Dist. to Rail [m]	3.1	0.7	0.5	0.3	1.4	3.1
Avg. Stride Freq. [Hz]	2.4	2.5	2.4	2.4	2.4	2.3
Avg. Stride Length [m]	6.9	7.5	7.5	7.2	6.9	6.8



- [] Ranking at each section and finish
- .-.- No data available at this section
- NA No data available