

Track Rating: Soft 5, Weather: Fine, Rail Position: True

Section													Last 600m	
Field Times		Overall	1000m	800m	600m	400m	200m						0:35.10	
		1:05.21 (0:08.25)	0:56.96 (0:10.71)	0:46.25 (0:11.15)	0:35.10 (0:11.54)	0:23.56 (0:11.93)	0:11.63 (0:11.63)							
Rank	TAB	Horse/Jockey	Barrier	Top Speed [km/h]	Fastest Section							Margin	Distance Travelled [m]	
1	11	<b>RUBYDOO</b> Jace McMurray	2	67.0	0:08.39	1:05.21 [1] (0:08.39)	0:56.82 [3] (0:10.94)	0:45.88 [4] (0:11.28)	0:34.60 [4] (0:11.48)	0:23.12 [4] (0:11.61)	0:11.51 [2] (0:11.51)	1:05.21	0:34.60	
2	13	<b>MADAME PEARL'S</b> Georgina Cartwright	8	68.8	0:08.25	1:05.50 [2] (0:08.25)	0:57.25 [1] (0:10.71)	0:46.54 [1] (0:11.15)	0:35.39 [1] (0:11.54)	0:23.85 [1] (0:11.93)	0:11.92 [1] (0:11.92)	1.71L	0:35.39	+5
3	8	<b>UNCUT GEM</b> Boris Thornton	12	67.1	0:08.66	1:05.51 [3] (0:08.66)	0:56.85 [10] (0:11.33)	0:45.52 [12] (0:11.20)	0:34.32 [12] (0:11.31)	0:23.01 [10] (0:11.56)	0:11.45 [8] (0:11.45)	1.79L	0:34.32	+3
4	1	<b>PRADO</b> Karl Zechner	9	67.6	0:08.85	1:05.59 [4] (0:08.85)	0:56.74 [12] (0:11.05)	0:45.69 [10] (0:11.10)	0:34.59 [10] (0:11.53)	0:23.06 [11] (0:11.59)	0:11.47 [9] (0:11.47)	2.24L	0:34.59	+0
5	3	<b>LASER BEAM</b> Cejay Graham	4	66.5	0:08.40	1:05.83 [5] (0:08.40)	0:57.43 [5] (0:11.07)	0:46.36 [5] (0:11.06)	0:35.30 [3] (0:11.42)	0:23.88 [3] (0:11.77)	0:12.11 [3] (0:12.11)	3.63L	0:35.30	-1
6	2	<b>VIKING VALOUR</b> Corey Sutherland	1	66.8	0:08.27	1:05.89 [6] (0:08.27)	0:57.62 [2] (0:11.06)	0:46.56 [3] (0:11.38)	0:35.18 [5] (0:11.55)	0:23.63 [7] (0:11.79)	0:11.84 [7] (0:11.84)	4.01L	0:35.18	-4
7	16	<b>GOOD'N'LUCKY</b> Micheal Hellyer	10	66.4	0:08.40	1:05.93 [7] (0:08.40)	0:57.53 [4] (0:11.09)	0:46.44 [6] (0:11.27)	0:35.17 [6] (0:11.39)	0:23.78 [5] (0:11.67)	0:12.11 [5] (0:12.11)	4.23L	0:35.17	+2
8	10	<b>LITTLE CHARMER</b> Brooke Ainsworth	5	66.7	0:08.58	1:06.13 [8] (0:08.58)	0:57.55 [8] (0:11.12)	0:46.43 [8] (0:11.20)	0:35.23 [9] (0:11.49)	0:23.74 [9] (0:11.81)	0:11.93 [10] (0:11.93)	5.39L	0:35.23	-2
9	15	<b>ILANA THE FIRST</b> Rikki Jamieson	6	68.4	0:08.41	1:06.13 [9] (0:08.41)	0:57.72 [6] (0:10.74)	0:46.98 [2] (0:11.21)	0:35.77 [2] (0:11.50)	0:24.27 [2] (0:11.94)	0:12.33 [4] (0:12.33)	5.42L	0:35.77	-4
10	5	<b>HUMAN TOUCH</b> Justin Huxtable	3	66.2	0:08.69	1:06.20 [10] (0:08.69)	0:57.51 [11] (0:10.97)	0:46.54 [7] (0:11.13)	0:35.41 [7] (0:11.56)	0:23.85 [8] (0:11.94)	0:11.91 [12] (0:11.91)	5.85L	0:35.41	-3

Scratched: Beau's Girl (#4), Mygirlgladys (#6), Orsetto (#7), Bleriot (#9), Eagle's Fire (#12), Stop The Rot (#17)



Ipswich QLD Professional  
 Race 6: TAB 0 - 58 Handicap - 1100m  
 07 October 2024 - 16:45



Track Rating: Soft 5, Weather: Fine, Rail Position: True

Section	Overall	1000m	800m	600m	400m	200m	Last 600m
Field Times	1:05.21 (0:08.25)	0:56.96 (0:10.71)	0:46.25 (0:11.15)	0:35.10 (0:11.54)	0:23.56 (0:11.93)	0:11.63 (0:11.63)	0:35.10

Rank	TAB	Horse/Jockey	Barrier	Top Speed [km/h]	Fastest Section	Overall	1000m	800m	600m	400m	200m	Margin	Last 600m	Distance Travelled [m]
11	14	PROMETIO MAS Samantha Collett	7	66.3 1000m	0:08.57 Overall	1:06.34 [11] (0:08.57)	0:57.77 [7] (0:11.36)	0:46.41 [11] (0:11.13)	0:35.28 [11] (0:11.52)	0:23.76 [12] (0:11.64)	0:12.12 [11] (0:12.12)	6.68L	0:35.28	-1
12	18	SOOZIE MAREE Hannah Richardson	11	66.9 1000m	0:08.66 Overall	1:06.41 [12] (0:08.66)	0:57.75 [9] (0:11.09)	0:46.66 [9] (0:11.09)	0:35.57 [8] (0:11.37)	0:24.20 [6] (0:11.83)	0:12.37 [6] (0:12.37)	7.09L	0:35.57	+3

Scratched: Beau's Girl (#4), Mygirlgladys (#6), Orsetto (#7), Bleriot (#9), Eagle's Fire (#12), Stop The Rot (#17)

[ ] Ranking at each section and finish  
 -:-:- No data available at this section  
 NA No data available

SCN Saddle cloth number  
 DNF Did not finish  
 DNT Did not track



Horse/Jockey Name	Rubydoo
Final Rank	1
Fastest Section Time (Section)	0:08.39 (Overall)
Top Speed [km/h] (Section)	67.0 (1000m)
Race State	Finished



### Ipswich QLD Professional

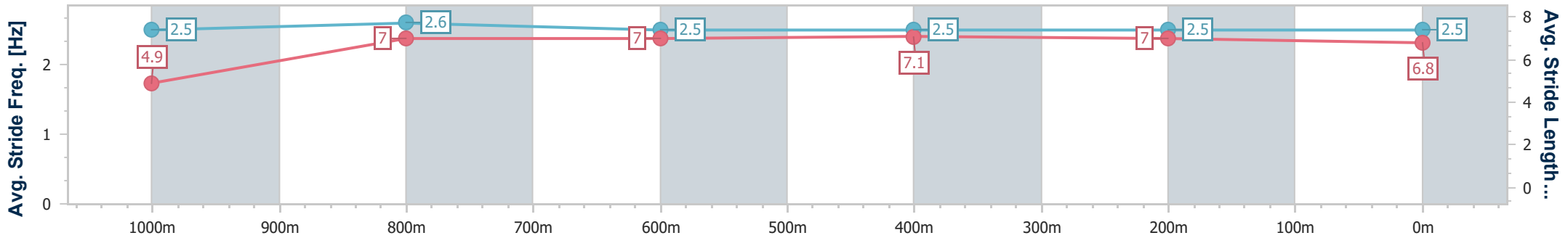
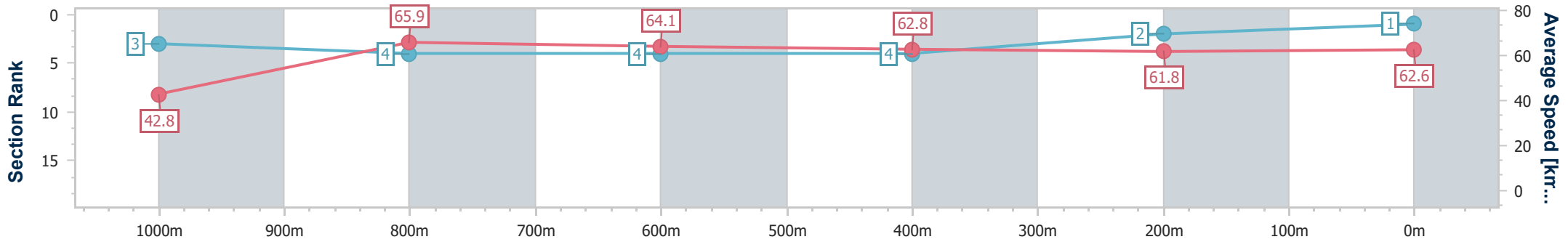
Race 6: TAB 0 - 58 Handicap - 1100m

07 October 2024 - 16:45



Track Rating: Soft 5, Weather: Fine, Rail Position: True

Section	Overall	1000m	800m	600m	400m	200m
Section Times	1:05.21 [1] (0:08.39)	0:56.82 [3] (0:10.94)	0:45.88 [4] (0:11.28)	0:34.60 [4] (0:11.48)	0:23.12 [4] (0:11.61)	0:11.51 [2] (0:11.51)
Average Speed [km/h]	42.8	65.9	64.1	62.8	61.8	62.6
Top Speed [km/h]	63.7	67.0	66.4	64.7	62.9	64.0
Avg. Dist. to Rail [m]	3.5	1.4	0.8	0.2	0.5	2.7
Avg. Stride Freq. [Hz]	2.5	2.6	2.5	2.5	2.5	2.5
Avg. Stride Length [m]	4.9	7.0	7.0	7.1	7.0	6.8



- [ ] Ranking at each section and finish
- .-.- No data available at this section
- NA No data available



Horse/Jockey Name	Madame Pearl's
Final Rank	2
Fastest Section Time (Section)	0:08.25 (Overall)
Top Speed [km/h] (Section)	68.8 (1000m)
Race State	Finished



### Ipswich QLD Professional

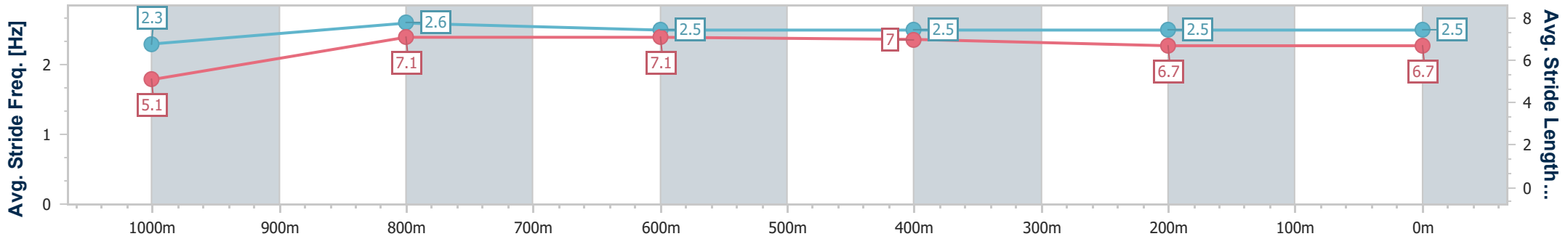
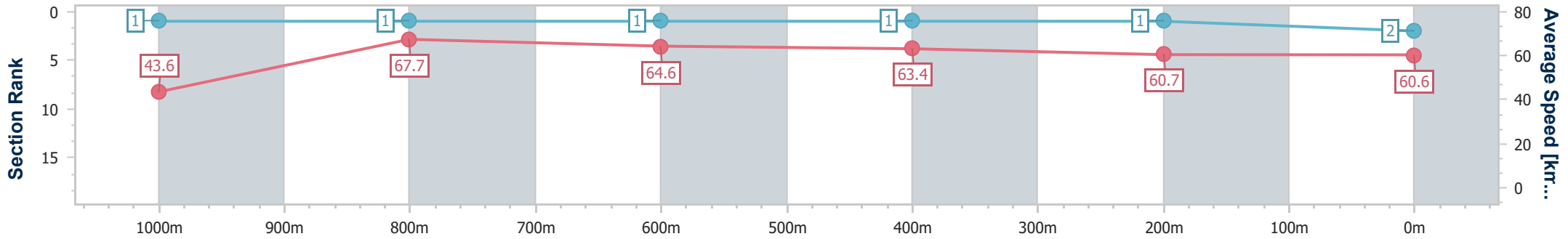
Race 6: TAB 0 - 58 Handicap - 1100m

07 October 2024 - 16:45



Track Rating: Soft 5, Weather: Fine, Rail Position: True

Section	Overall	1000m	800m	600m	400m	200m
Section Times	1:05.50 [2] (0:08.25)	0:57.25 [1] (0:10.71)	0:46.54 [1] (0:11.15)	0:35.39 [1] (0:11.54)	0:23.85 [1] (0:11.93)	0:11.92 [1] (0:11.92)
Average Speed [km/h]	43.6	67.7	64.6	63.4	60.7	60.6
Top Speed [km/h]	65.1	68.8	66.4	65.0	61.8	61.7
Avg. Dist. to Rail [m]	9.0	3.2	0.9	2.9	2.0	2.2
Avg. Stride Freq. [Hz]	2.3	2.6	2.5	2.5	2.5	2.5
Avg. Stride Length [m]	5.1	7.1	7.1	7.0	6.7	6.7



- [ ] Ranking at each section and finish
- .-.- No data available at this section
- NA No data available



Horse/Jockey Name	Uncut Gem
Final Rank	3
Fastest Section Time (Section)	0:08.66 (Overall)
Top Speed [km/h] (Section)	67.1 (1000m)
Race State	Finished



### Ipswich QLD Professional

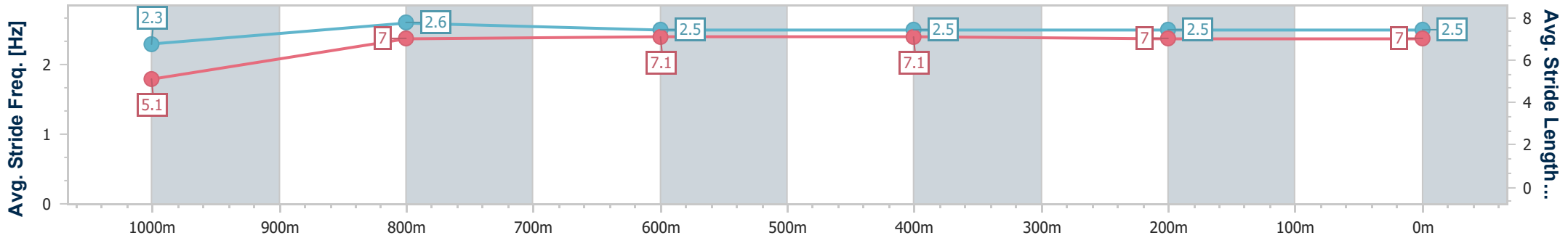
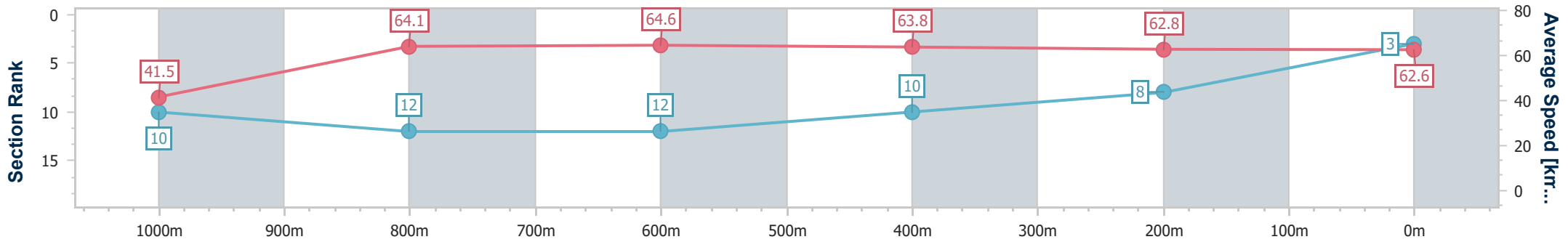
Race 6: TAB 0 - 58 Handicap - 1100m

07 October 2024 - 16:45



Track Rating: Soft 5, Weather: Fine, Rail Position: True

Section	Overall	1000m	800m	600m	400m	200m
Section Times	1:05.51 [3] (0:08.66)	0:56.85 [10] (0:11.33)	0:45.52 [12] (0:11.20)	0:34.32 [12] (0:11.31)	0:23.01 [10] (0:11.56)	0:11.45 [8]
Average Speed [km/h]	41.5	64.1	64.6	63.8	62.8	62.6
Top Speed [km/h]	60.0	67.1	66.8	65.5	63.8	63.8
Avg. Dist. to Rail [m]	13.7	5.4	1.6	1.1	1.7	2.7
Avg. Stride Freq. [Hz]	2.3	2.6	2.5	2.5	2.5	2.5
Avg. Stride Length [m]	5.1	7.0	7.1	7.1	7.0	7.0



- [ ] Ranking at each section and finish
- .-.- No data available at this section
- NA No data available



Horse/Jockey Name	Prado
Final Rank	4
Fastest Section Time (Section)	0:08.85 (Overall)
Top Speed [km/h] (Section)	67.6 (800m)
Race State	Finished



### Ipswich QLD Professional

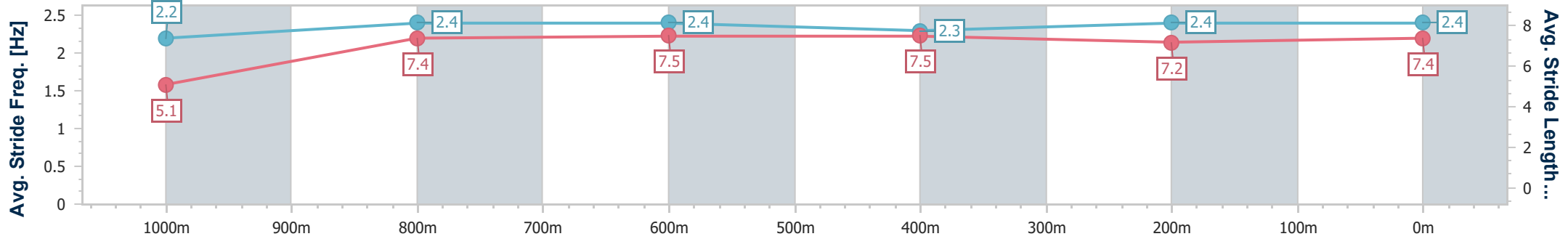
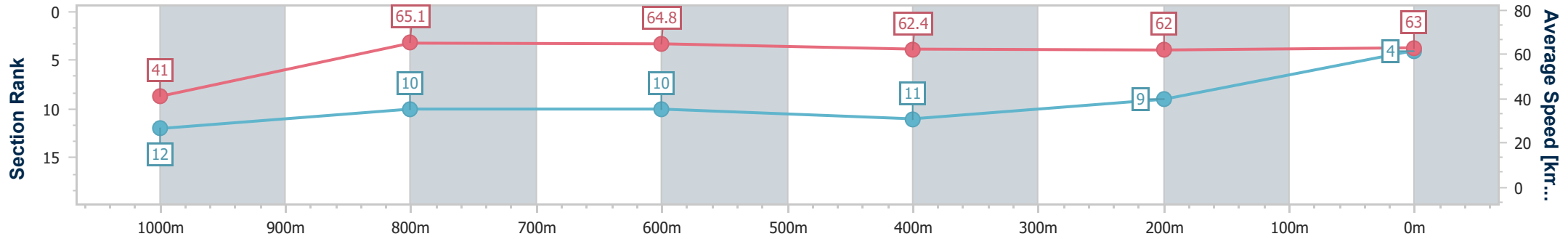
Race 6: TAB 0 - 58 Handicap - 1100m

07 October 2024 - 16:45



Track Rating: Soft 5, Weather: Fine, Rail Position: True

Section	Overall	1000m	800m	600m	400m	200m
Section Times	1:05.59 [4] (0:08.85)	0:56.74 [12] (0:11.05)	0:45.69 [10] (0:11.10)	0:34.59 [10] (0:11.53)	0:23.06 [11] (0:11.59)	0:11.47 [9] (0:11.47)
Average Speed [km/h]	41.0	65.1	64.8	62.4	62.0	63.0
Top Speed [km/h]	62.4	66.1	67.6	63.6	64.9	63.9
Avg. Dist. to Rail [m]	8.9	1.6	0.4	0.3	1.9	6.3
Avg. Stride Freq. [Hz]	2.2	2.4	2.4	2.3	2.4	2.4
Avg. Stride Length [m]	5.1	7.4	7.5	7.5	7.2	7.4



- [ ] Ranking at each section and finish
- .-.- No data available at this section
- NA No data available



Horse/Jockey Name	Laser Beam
Final Rank	5
Fastest Section Time (Section)	0:08.40 (Overall)
Top Speed [km/h] (Section)	66.5 (1000m)
Race State	Finished



### Ipswich QLD Professional

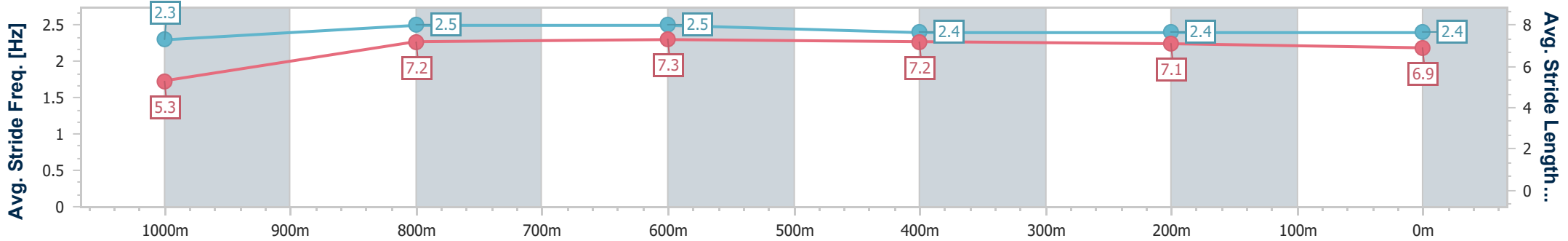
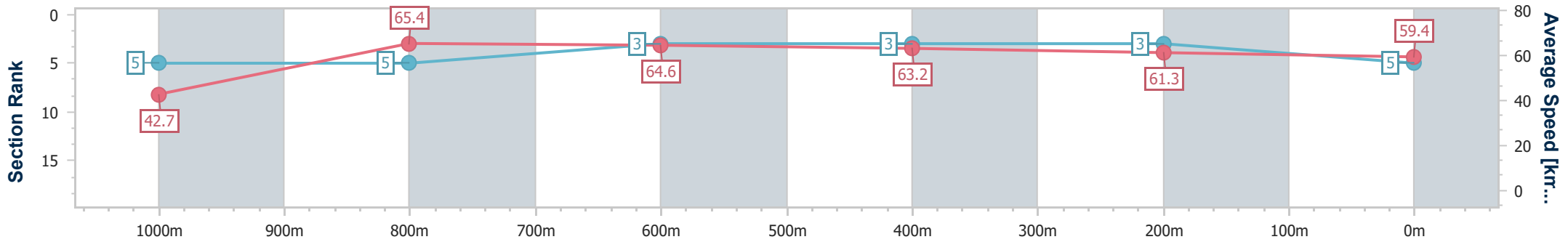
Race 6: TAB 0 - 58 Handicap - 1100m

07 October 2024 - 16:45



Track Rating: Soft 5, Weather: Fine, Rail Position: True

Section	Overall	1000m	800m	600m	400m	200m
Section Times	1:05.83 [5] (0:08.40)	0:57.43 [5] (0:11.07)	0:46.36 [5] (0:11.06)	0:35.30 [3] (0:11.42)	0:23.88 [3] (0:11.77)	0:12.11 [3] (0:12.11)
Average Speed [km/h]	42.7	65.4	64.6	63.2	61.3	59.4
Top Speed [km/h]	64.0	66.5	66.3	65.9	63.0	60.7
Avg. Dist. to Rail [m]	4.1	0.7	0.5	0.5	1.4	4.2
Avg. Stride Freq. [Hz]	2.3	2.5	2.5	2.4	2.4	2.4
Avg. Stride Length [m]	5.3	7.2	7.3	7.2	7.1	6.9



- [ ] Ranking at each section and finish
- .-.- No data available at this section
- NA No data available



Horse/Jockey Name	Viking Valour
Final Rank	6
Fastest Section Time (Section)	0:08.27 (Overall)
Top Speed [km/h] (Section)	66.8 (1000m)
Race State	Finished



### Ipswich QLD Professional

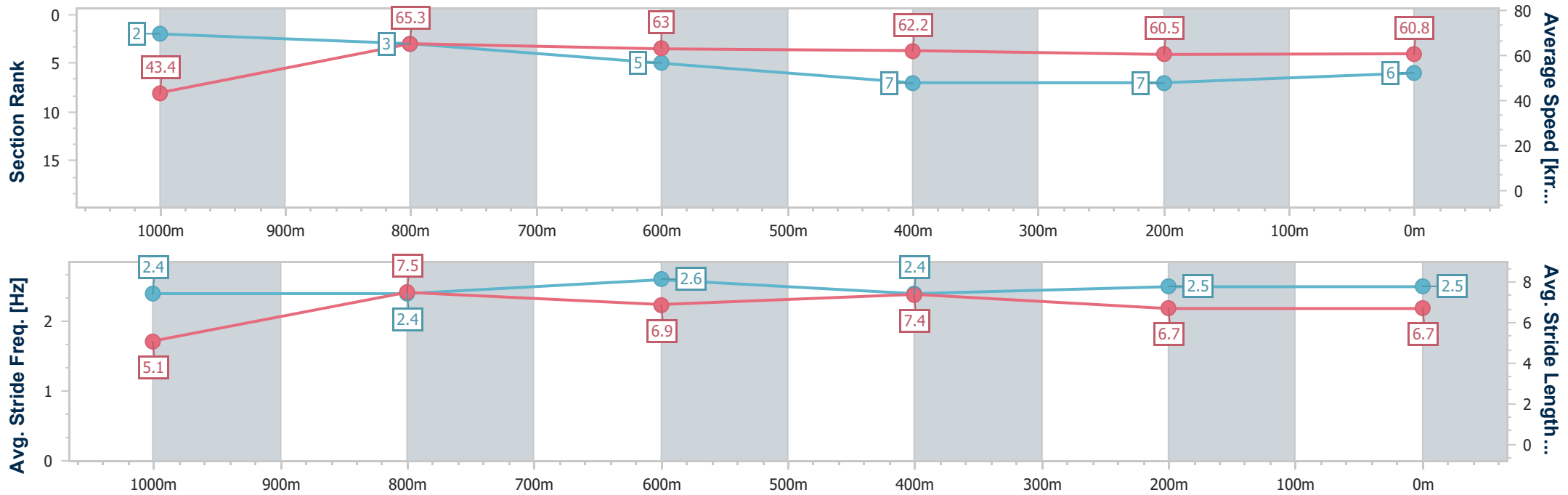
Race 6: TAB 0 - 58 Handicap - 1100m

07 October 2024 - 16:45



Track Rating: Soft 5, Weather: Fine, Rail Position: True

Section	Overall	1000m	800m	600m	400m	200m
Section Times	1:05.89 [6] (0:08.27)	0:57.62 [2] (0:11.06)	0:46.56 [3] (0:11.38)	0:35.18 [5] (0:11.55)	0:23.63 [7] (0:11.79)	0:11.84 [7] (0:11.84)
Average Speed [km/h]	43.4	65.3	63.0	62.2	60.5	60.8
Top Speed [km/h]	63.2	66.8	64.4	64.5	62.0	63.0
Avg. Dist. to Rail [m]	2.2	0.5	0.8	1.0	0.9	1.5
Avg. Stride Freq. [Hz]	2.4	2.4	2.6	2.4	2.5	2.5
Avg. Stride Length [m]	5.1	7.5	6.9	7.4	6.7	6.7



- [ ] Ranking at each section and finish
- .-.- No data available at this section
- NA No data available





Horse/Jockey Name	Good'n'lucky
Final Rank	7
Fastest Section Time (Section)	0:08.40 (Overall)
Top Speed [km/h] (Section)	66.4 (1000m)
Race State	Finished



### Ipswich QLD Professional

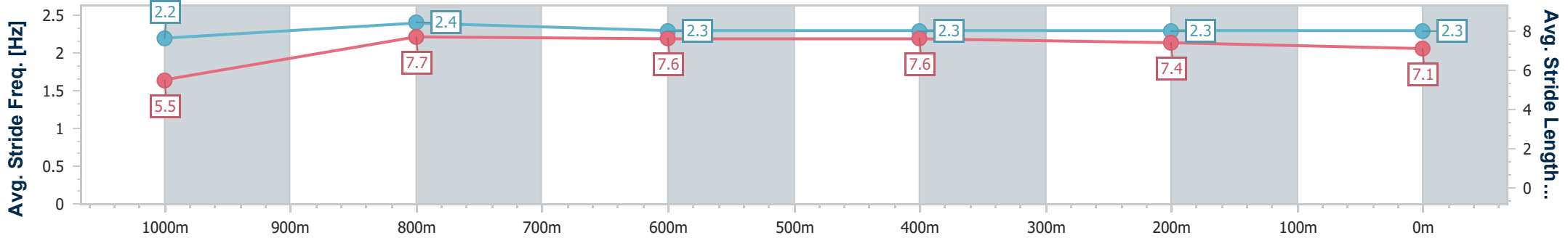
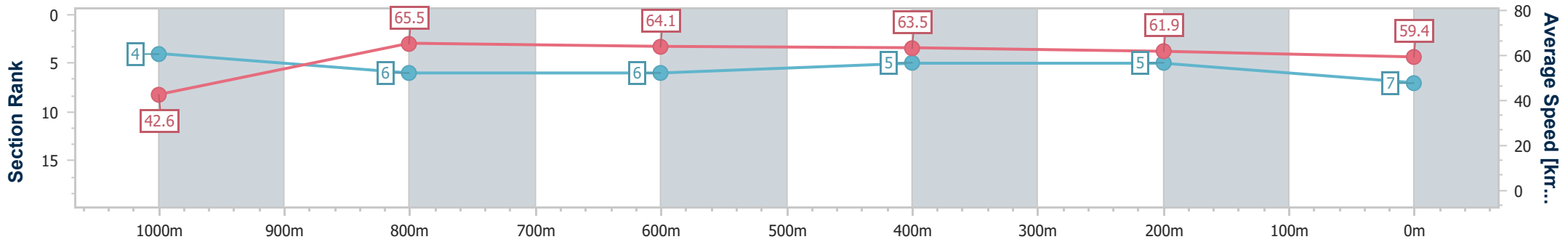
Race 6: TAB 0 - 58 Handicap - 1100m

07 October 2024 - 16:45



Track Rating: Soft 5, Weather: Fine, Rail Position: True

Section	Overall	1000m	800m	600m	400m	200m
Section Times	1:05.93 [7] (0:08.40)	0:57.53 [4] (0:11.09)	0:46.44 [6] (0:11.27)	0:35.17 [6] (0:11.39)	0:23.78 [5] (0:11.67)	0:12.11 [5]
Average Speed [km/h]	42.6	65.5	64.1	63.5	61.9	59.4
Top Speed [km/h]	62.9	66.4	65.0	64.7	63.0	61.5
Avg. Dist. to Rail [m]	10.2	3.9	1.0	0.5	1.8	5.1
Avg. Stride Freq. [Hz]	2.2	2.4	2.3	2.3	2.3	2.3
Avg. Stride Length [m]	5.5	7.7	7.6	7.6	7.4	7.1



- [ ] Ranking at each section and finish
- .-.- No data available at this section
- NA No data available



Horse/Jockey Name	Little Charmer
Final Rank	8
Fastest Section Time (Section)	0:08.58 (Overall)
Top Speed [km/h] (Section)	66.7 (1000m)
Race State	Finished



### Ipswich QLD Professional

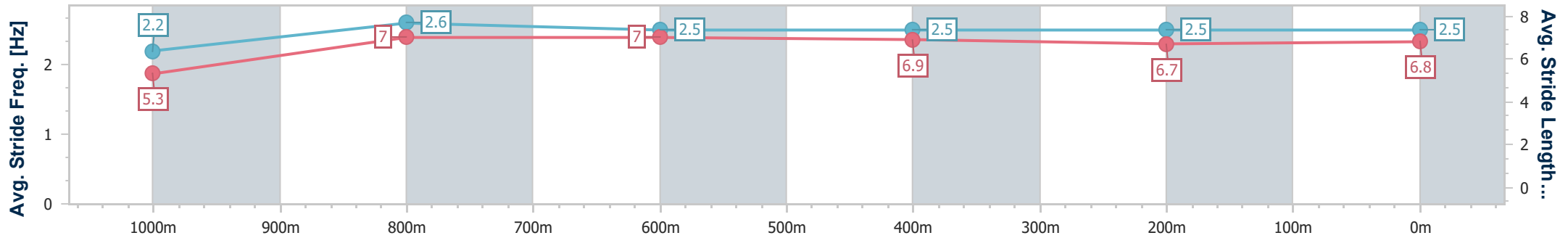
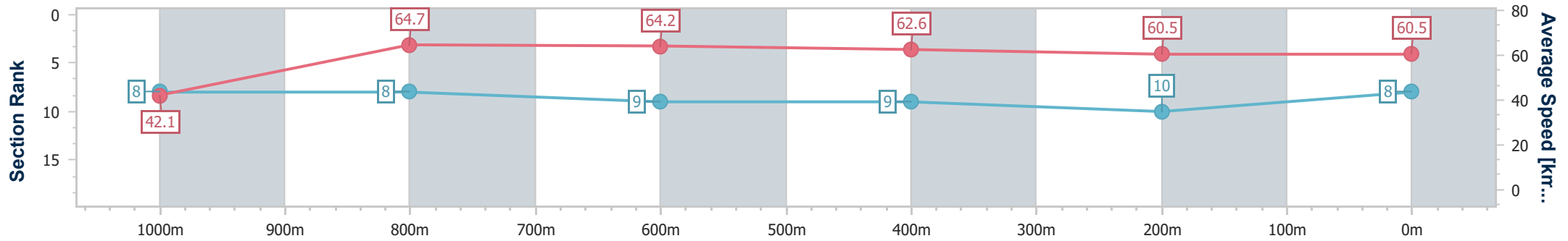
Race 6: TAB 0 - 58 Handicap - 1100m

07 October 2024 - 16:45



Track Rating: Soft 5, Weather: Fine, Rail Position: True

Section	Overall	1000m	800m	600m	400m	200m
Section Times	1:06.13 [8] (0:08.58)	0:57.55 [8] (0:11.12)	0:46.43 [8] (0:11.20)	0:35.23 [9] (0:11.49)	0:23.74 [9] (0:11.81)	0:11.93 [10] (0:11.93)
Average Speed [km/h]	42.1	64.7	64.2	62.6	60.5	60.5
Top Speed [km/h]	61.4	66.7	66.6	64.6	61.3	61.3
Avg. Dist. to Rail [m]	6.2	1.3	0.5	0.4	1.9	1.7
Avg. Stride Freq. [Hz]	2.2	2.6	2.5	2.5	2.5	2.5
Avg. Stride Length [m]	5.3	7.0	7.0	6.9	6.7	6.8



- [ ] Ranking at each section and finish
- .-.- No data available at this section
- NA No data available



Horse/Jockey Name	Ilana The First
Final Rank	9
Fastest Section Time (Section)	0:08.41 (Overall)
Top Speed [km/h] (Section)	68.4 (1000m)
Race State	Finished



### Ipswich QLD Professional

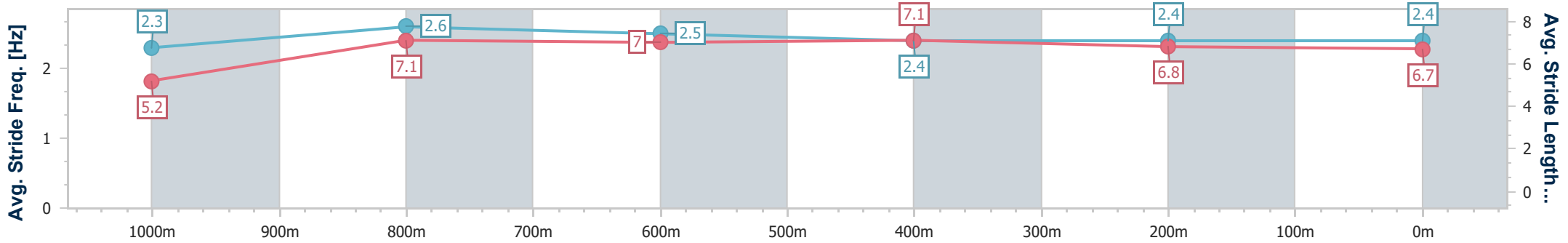
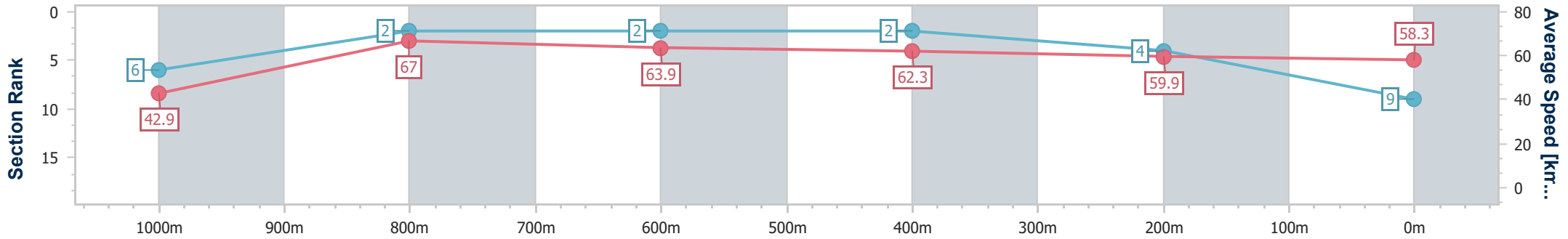
Race 6: TAB 0 - 58 Handicap - 1100m

07 October 2024 - 16:45



Track Rating: Soft 5, Weather: Fine, Rail Position: True

Section	Overall	1000m	800m	600m	400m	200m
Section Times	1:06.13 [9] (0:08.41)	0:57.72 [6] (0:10.74)	0:46.98 [2] (0:11.21)	0:35.77 [2] (0:11.50)	0:24.27 [2] (0:11.94)	0:12.33 [4] (0:12.33)
Average Speed [km/h]	42.9	67.0	63.9	62.3	59.9	58.3
Top Speed [km/h]	64.9	68.4	65.6	63.6	61.4	59.9
Avg. Dist. to Rail [m]	6.7	1.7	1.1	1.2	1.7	0.9
Avg. Stride Freq. [Hz]	2.3	2.6	2.5	2.4	2.4	2.4
Avg. Stride Length [m]	5.2	7.1	7.0	7.1	6.8	6.7



- [ ] Ranking at each section and finish
- .-.- No data available at this section
- NA No data available



Horse/Jockey Name	Human Touch
Final Rank	10
Fastest Section Time (Section)	0:08.69 (Overall)
Top Speed [km/h] (Section)	66.2 (1000m)
Race State	Finished



### Ipswich QLD Professional

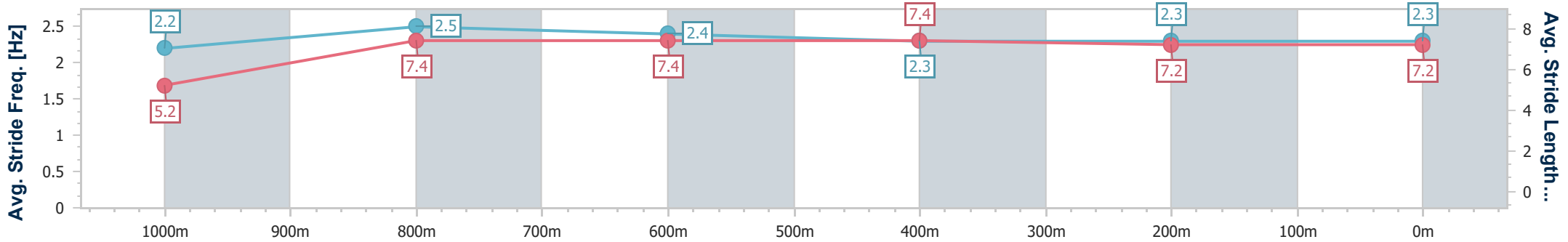
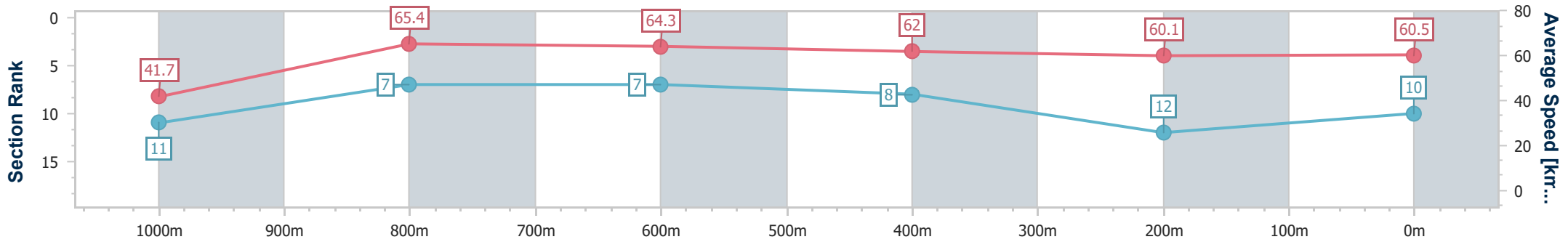
Race 6: TAB 0 - 58 Handicap - 1100m

07 October 2024 - 16:45



Track Rating: Soft 5, Weather: Fine, Rail Position: True

Section	Overall	1000m	800m	600m	400m	200m
Section Times	1:06.20 [10] (0:08.69)	0:57.51 [11] (0:10.97)	0:46.54 [7] (0:11.13)	0:35.41 [7] (0:11.56)	0:23.85 [8] (0:11.94)	0:11.91 [12]
Average Speed [km/h]	41.7	65.4	64.3	62.0	60.1	60.5
Top Speed [km/h]	62.3	66.2	66.0	63.5	62.6	62.6
Avg. Dist. to Rail [m]	3.5	1.3	1.7	0.9	0.5	1.0
Avg. Stride Freq. [Hz]	2.2	2.5	2.4	2.3	2.3	2.3
Avg. Stride Length [m]	5.2	7.4	7.4	7.4	7.2	7.2



- [ ] Ranking at each section and finish
- .-.-.- No data available at this section
- NA No data available



Horse/Jockey Name	Prometio Mas
Final Rank	11
Fastest Section Time (Section)	0:08.57 (Overall)
Top Speed [km/h] (Section)	66.3 (1000m)
Race State	Finished



### Ipswich QLD Professional

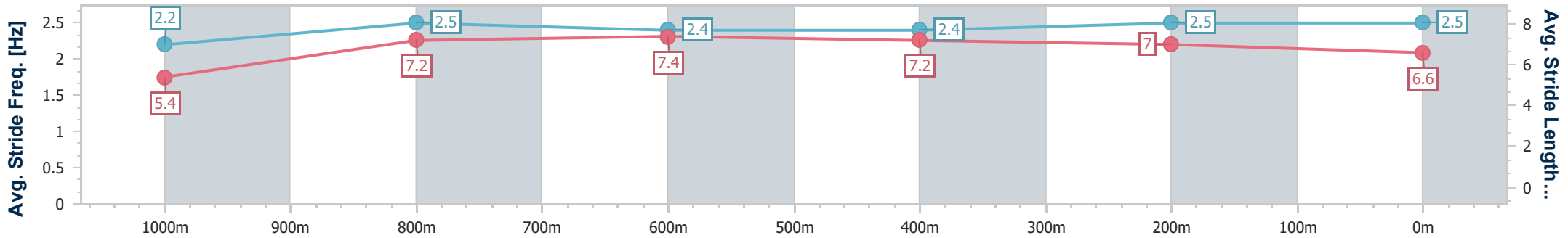
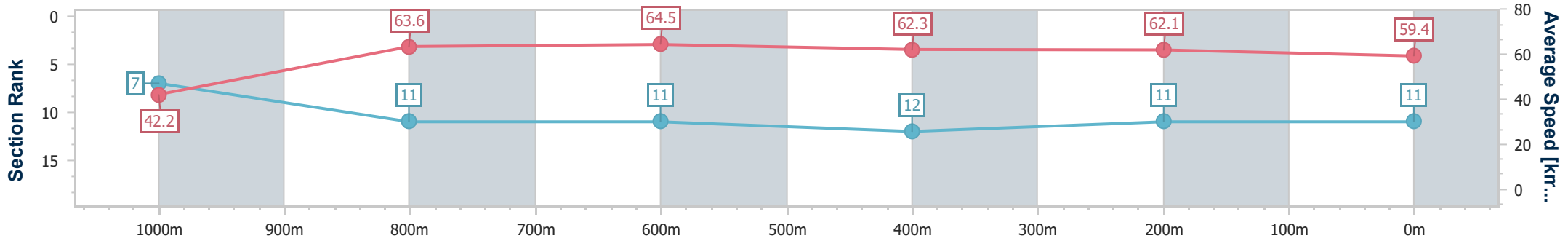
Race 6: TAB 0 - 58 Handicap - 1100m

07 October 2024 - 16:45



Track Rating: Soft 5, Weather: Fine, Rail Position: True

Section	Overall	1000m	800m	600m	400m	200m
Section Times	1:06.34 [11] (0:08.57)	0:57.77 [7] (0:11.36)	0:46.41 [11] (0:11.13)	0:35.28 [11] (0:11.52)	0:23.76 [12] (0:11.64)	0:12.12 [11]
Average Speed [km/h]	42.2	63.6	64.5	62.3	62.1	59.4
Top Speed [km/h]	60.8	66.3	66.0	64.0	63.1	62.2
Avg. Dist. to Rail [m]	7.9	2.1	0.4	0.6	2.4	7.4
Avg. Stride Freq. [Hz]	2.2	2.5	2.4	2.4	2.5	2.5
Avg. Stride Length [m]	5.4	7.2	7.4	7.2	7.0	6.6



- [ ] Ranking at each section and finish
- .-.- No data available at this section
- NA No data available



Horse/Jockey Name	Soozie Maree
Final Rank	12
Fastest Section Time (Section)	0:08.66 (Overall)
Top Speed [km/h] (Section)	66.9 (1000m)
Race State	Finished



### Ipswich QLD Professional

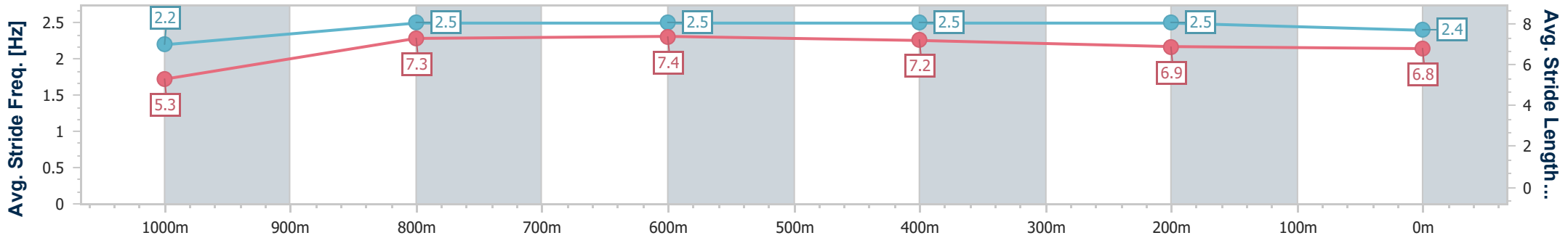
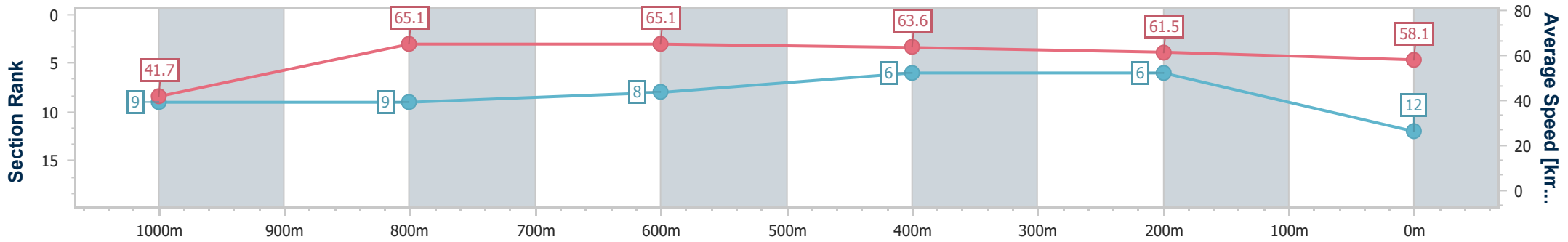
Race 6: TAB 0 - 58 Handicap - 1100m

07 October 2024 - 16:45



Track Rating: Soft 5, Weather: Fine, Rail Position: True

Section	Overall	1000m	800m	600m	400m	200m
Section Times	1:06.41 [12] (0:08.66)	0:57.75 [9] (0:11.09)	0:46.66 [9] (0:11.09)	0:35.57 [8] (0:11.37)	0:24.20 [6] (0:11.83)	0:12.37 [6] (0:12.37)
Average Speed [km/h]	41.7	65.1	65.1	63.6	61.5	58.1
Top Speed [km/h]	62.0	66.9	66.6	64.5	63.3	60.4
Avg. Dist. to Rail [m]	11.5	3.9	0.5	1.2	3.3	6.8
Avg. Stride Freq. [Hz]	2.2	2.5	2.5	2.5	2.5	2.4
Avg. Stride Length [m]	5.3	7.3	7.4	7.2	6.9	6.8



- [ ] Ranking at each section and finish
- .-.- No data available at this section
- NA No data available