



Doomben QLD Professional

Race 6: Moreton Hire BM68 Handicap - 2050m

09 October 2024 - 16:49



BRISBANE
RACING CLUB

Track Rating: Soft 7, Weather: Overcast, Rail Position: +8.5m Entire

Section		Overall	1800m	1600m	1400m	1200m	1000m	800m	Last 600m				
Field Times		2:10.21 (0:17.23)	1:52.98 (0:12.10)	1:40.88 (0:12.61)	1:28.27 (0:12.83)	1:15.44 (0:13.26)	1:02.18 (0:12.64)	0:49.54 (0:12.76)	0:36.78				
Rank	TAB Horse/Jockey	Barrier	Top Speed [km/h]	Fastest Section									Distance Travelled [m]
1	3 AIDEN Boris Thornton	5	62.9 400m	0:11.85 400m	2:10.21 [1] (0:17.23)	1:52.98 [1] (0:12.10)	1:40.88 [1] (0:12.61)	1:28.27 [1] (0:12.83)	1:15.44 [1] (0:13.26)	1:02.18 [1] (0:12.93)	0:49.25 [4] (0:12.75)	0:36.50	
2	6 SLY CORNER Marnu Potgieter	9	62.3 400m	0:11.79 400m	2:10.25 [2] (0:17.81)	1:52.44 [7] (0:12.67)	1:39.77 [9] (0:12.39)	1:27.38 [8] (0:12.63)	1:14.75 [7] (0:12.81)	1:01.94 [4] (0:12.36)	0:49.58 [1] (0:12.76)	0:36.82	+9
3	1 MAJORIAN Jag Guthmann-Chester	1	62.3 400m	0:11.88 400m	2:10.37 [3] (0:17.54)	1:52.83 [4] (0:12.34)	1:40.49 [3] (0:12.42)	1:28.07 [3] (0:12.76)	1:15.31 [3] (0:13.16)	1:02.15 [3] (0:12.87)	0:49.28 [5] (0:12.82)	0:36.46	+1
4	13 HALLSIDE MARTINI Taylor Marshall	4	62.4 400m	0:11.75 400m	2:10.48 [4] (0:17.81)	1:52.67 [7] (0:12.53)	1:40.14 [7] (0:12.50)	1:27.64 [7] (0:12.90)	1:14.74 [9] (0:13.11)	1:01.63 [9] (0:12.57)	0:49.06 [8] (0:12.61)	0:36.45	+8
5	8 BITOFTHEBLARNEY James Orman	6	63.0 400m	0:12.07 400m	2:10.66 [5] (0:17.43)	1:53.23 [2] (0:12.40)	1:40.83 [2] (0:12.27)	1:28.56 [2] (0:12.94)	1:15.62 [2] (0:13.08)	1:02.54 [2] (0:12.66)	0:49.88 [2] (0:12.68)	0:37.20	+15
6	4 CLASSIC DEEL Emily Lang	2	61.7 400m	0:11.89 400m	2:10.93 [6] (0:17.73)	1:53.20 [6] (0:12.53)	1:40.67 [6] (0:12.48)	1:28.19 [6] (0:12.69)	1:15.50 [5] (0:13.00)	1:02.50 [6] (0:12.85)	0:49.65 [7] (0:12.83)	0:36.82	+2
7	11 HILLCREST AVENUE Kyle Wilson-Taylor	8	61.6 400m	0:12.05 400m	2:11.26 [7] (0:17.52)	1:53.74 [3] (0:12.42)	1:41.32 [4] (0:12.42)	1:28.90 [4] (0:12.82)	1:16.08 [4] (0:13.17)	1:02.91 [5] (0:12.77)	0:50.14 [6] (0:12.62)	0:37.52	+9
8	2 THE NEPHEW Robbie Dolan	3	61.6 400m	0:12.13 400m	2:11.48 [8] (0:17.64)	1:53.84 [5] (0:12.41)	1:41.43 [5] (0:12.49)	1:28.94 [5] (0:12.94)	1:16.00 [6] (0:13.08)	1:02.92 [7] (0:12.37)	0:50.55 [3] (0:12.71)	0:37.84	+9
9	12 SHY GUY Ryan Maloney	7	60.4 Overall	0:12.26 400m	2:11.97 [9] (0:18.04)	1:53.93 [9] (0:12.41)	1:41.52 [8] (0:12.63)	1:28.89 [9] (0:12.65)	1:16.24 [8] (0:13.03)	1:03.21 [8] (0:12.80)	0:50.41 [9] (0:12.47)	0:37.94	+4

Scratched: Highland Hill (#14), Ring Bearer (#9), Giddy Gan's Joy (#17), Torque Leica Star (#10), Beckford (#15), Port Mourant (#16), Big Hitter (#18), Kneze (#7), Jupitus (#5)

[] Ranking at each section and finish
 -:-:- No data available at this section
 NA No data available

SCN Saddle cloth number
 DNF Did not finish
 DNT Did not track



Doomben QLD Professional
Race 6: Moreton Hire BM68 Handicap - 2050m
09 October 2024 - 16:49



BRISBANE
RACING CLUB

Track Rating: Soft 7, Weather: Overcast, Rail Position: +8.5m Entire

Section				600m	400m	200m			Last 600m	
Field Times				0:36.78 (0:12.50)	0:24.28 (0:12.00)	0:12.28 (0:12.28)			0:36.78	
Rank	TAB	Horse/Jockey	Barrier	Top Speed [km/h]	Fastest Section	Margin			Distance Travelled [m]	
1	3	AIDEN Boris Thornton	5	62.9 400m	0:11.85 400m	0:36.50 [4] (0:12.59)	0:23.91 [4] (0:11.85)	0:12.06 [3] (0:12.06)	2:10.21	0:36.50
2	6	SLY CORNER Marnu Potgieter	9	62.3 400m	0:11.79 400m	0:36.82 [1] (0:12.71)	0:24.11 [2] (0:11.79)	0:12.32 [1] (0:12.32)	0.2L	0:36.82 +9
3	1	MAJORIAN Jag Guthmann-Chester	1	62.3 400m	0:11.88 400m	0:36.46 [6] (0:12.53)	0:23.93 [6] (0:11.88)	0:12.05 [6] (0:12.05)	0.93L	0:36.46 +1
4	13	HALLSIDE MARTINI Taylor Marshall	4	62.4 400m	0:11.75 400m	0:36.45 [7] (0:12.51)	0:23.94 [8] (0:11.75)	0:12.19 [5] (0:12.19)	1.6L	0:36.45 +8
5	8	BITOFTHEBLARNEY James Orman	6	63.0 400m	0:12.07 400m	0:37.20 [2] (0:12.47)	0:24.73 [1] (0:12.07)	0:12.66 [2] (0:12.66)	2.65L	0:37.20 +15
6	4	CLASSIC DEEL Emily Lang	2	61.7 400m	0:11.89 400m	0:36.82 [9] (0:12.55)	0:24.27 [9] (0:11.89)	0:12.38 [8] (0:12.38)	4.21L	0:36.82 +2
7	11	HILLCREST AVENUE Kyle Wilson-Taylor	8	61.6 400m	0:12.05 400m	0:37.52 [5] (0:12.65)	0:24.87 [5] (0:12.05)	0:12.82 [7] (0:12.82)	6.14L	0:37.52 +9
8	2	THE NEPHEW Robbie Dolan	3	61.6 400m	0:12.13 400m	0:37.84 [3] (0:12.51)	0:25.33 [3] (0:12.13)	0:13.20 [4] (0:13.20)	7.44L	0:37.84 +9
9	12	SHY GUY Ryan Maloney	7	60.4 Overall	0:12.26 400m	0:37.94 [8] (0:12.43)	0:25.51 [7] (0:12.26)	0:13.25 [9] (0:13.25)	10.33L	0:37.94 +4

Scratched: Highland Hill (#14), Ring Bearer (#9), Giddy Gan's Joy (#17), Torque Leica Star (#10), Beckford (#15), Port Mourant (#16), Big Hitter (#18), Kneze (#7), Jupitus (#5)

[] Ranking at each section and finish
 -:-:- No data available at this section
 NA No data available

SCN Saddle cloth number
 DNF Did not finish
 DNT Did not track



Horse/Jockey Name	Aiden
Final Rank	1
Fastest Section Time (Section)	0:11.85 (400m)
Top Speed [km/h] (Section)	62.9 (400m)
Race State	Finished



Doomben QLD Professional

Race 6: Moreton Hire BM68 Handicap - 2050m

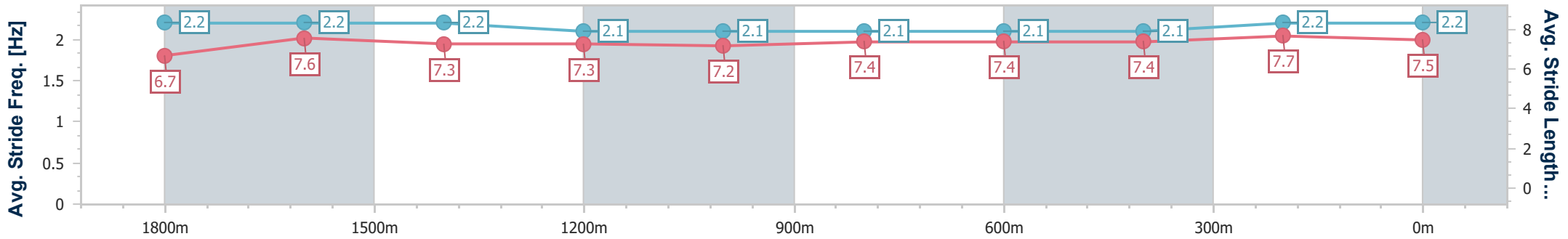
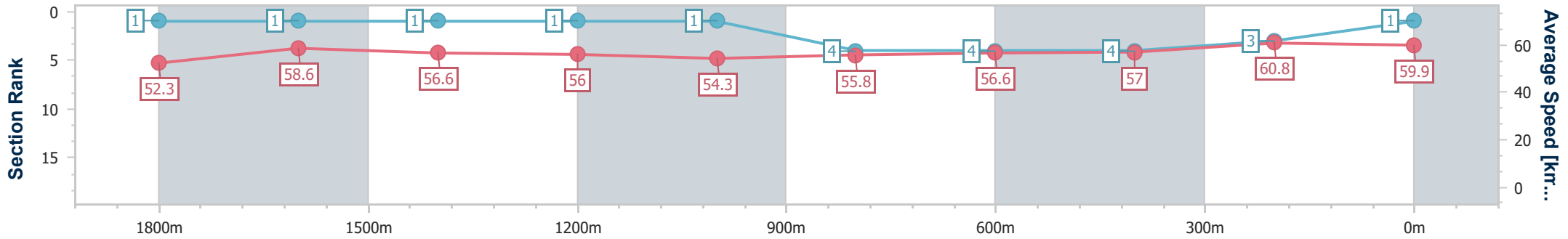
09 October 2024 - 16:49

Track Rating: Soft 7, Weather: Overcast, Rail Position: +8.5m Entire



BRISBANE RACING CLUB

Section	Overall	1800m	1600m	1400m	1200m	1000m	800m	600m	400m	200m
Section Times	2:10.21 [1] (0:17.23)	1:52.98 [1] (0:12.10)	1:40.88 [1] (0:12.61)	1:28.27 [1] (0:12.83)	1:15.44 [1] (0:13.26)	1:02.18 [1] (0:12.93)	0:49.25 [4] (0:12.75)	0:36.50 [4] (0:12.59)	0:23.91 [4] (0:11.85)	0:12.06 [3] (0:12.06)
Average Speed [km/h]	52.3	58.6	56.6	56.0	54.3	55.8	56.6	57.0	60.8	59.9
Top Speed [km/h]	62.2	61.4	58.1	56.6	55.7	57.8	58.0	58.9	62.9	62.7
Avg. Dist. to Rail [m]	2.6	2.1	1.9	0.8	0.8	0.5	0.4	0.3	0.6	3.1
Avg. Stride Freq. [Hz]	2.2	2.2	2.2	2.1	2.1	2.1	2.1	2.1	2.2	2.2
Avg. Stride Length [m]	6.7	7.6	7.3	7.3	7.2	7.4	7.4	7.4	7.7	7.5



- [] Ranking at each section and finish
- .-.-.- No data available at this section
- NA No data available



Horse/Jockey Name	Sly Corner
Final Rank	2
Fastest Section Time (Section)	0:11.79 (400m)
Top Speed [km/h] (Section)	62.3 (400m)
Race State	Finished



Doomben QLD Professional

Race 6: Moreton Hire BM68 Handicap - 2050m

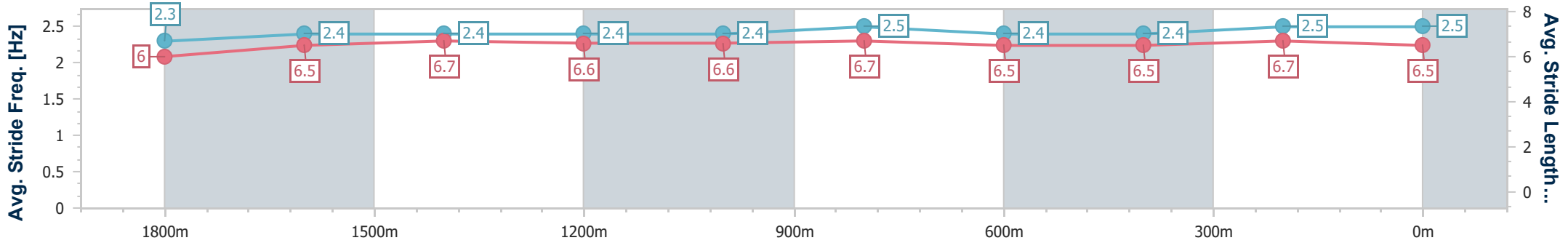
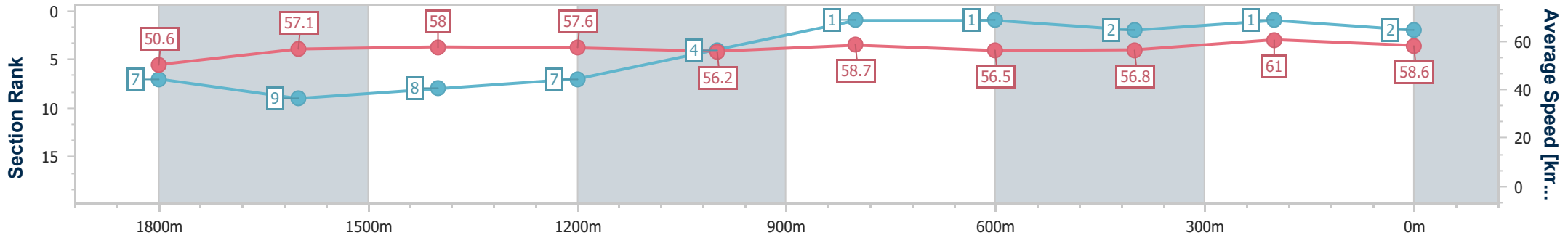
09 October 2024 - 16:49

Track Rating: Soft 7, Weather: Overcast, Rail Position: +8.5m Entire



BRISBANE RACING CLUB

Section	Overall	1800m	1600m	1400m	1200m	1000m	800m	600m	400m	200m
Section Times	2:10.25 [2] (0:17.81)	1:52.44 [7] (0:12.67)	1:39.77 [9] (0:12.39)	1:27.38 [8] (0:12.63)	1:14.75 [7] (0:12.81)	1:01.94 [4] (0:12.36)	0:49.58 [1] (0:12.76)	0:36.82 [1] (0:12.71)	0:24.11 [2] (0:11.79)	0:12.32 [1] (0:12.32)
Average Speed [km/h]	50.6	57.1	58.0	57.6	56.2	58.7	56.5	56.8	61.0	58.6
Top Speed [km/h]	60.5	59.9	59.1	59.1	58.4	60.1	57.6	58.4	62.3	61.1
Avg. Dist. to Rail [m]	6.3	1.3	0.3	1.6	3.3	2.4	0.9	0.9	1.4	0.8
Avg. Stride Freq. [Hz]	2.3	2.4	2.4	2.4	2.4	2.5	2.4	2.4	2.5	2.5
Avg. Stride Length [m]	6.0	6.5	6.7	6.6	6.6	6.7	6.5	6.5	6.7	6.5



- [] Ranking at each section and finish
- .-.- No data available at this section
- NA No data available



Horse/Jockey Name	Majorian
Final Rank	3
Fastest Section Time (Section)	0:11.88 (400m)
Top Speed [km/h] (Section)	62.3 (400m)
Race State	Finished



Doomben QLD Professional

Race 6: Moreton Hire BM68 Handicap - 2050m

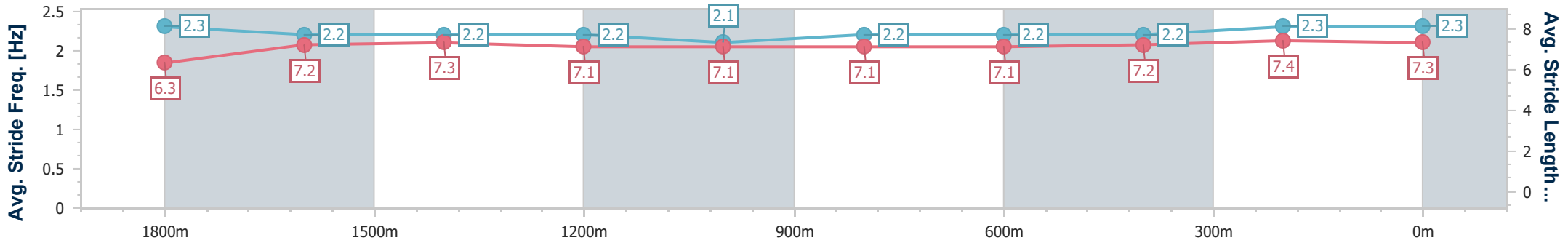
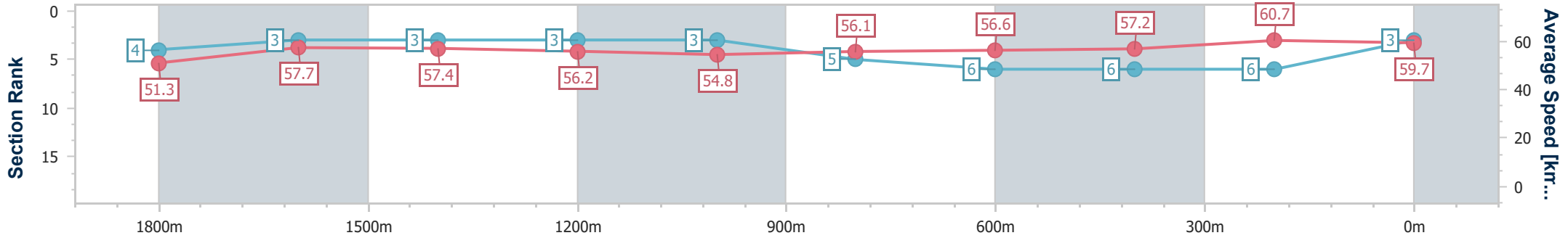
09 October 2024 - 16:49

Track Rating: Soft 7, Weather: Overcast, Rail Position: +8.5m Entire



BRISBANE RACING CLUB

Section	Overall	1800m	1600m	1400m	1200m	1000m	800m	600m	400m	200m
Section Times	2:10.37 [3] (0:17.54)	1:52.83 [4] (0:12.34)	1:40.49 [3] (0:12.42)	1:28.07 [3] (0:12.76)	1:15.31 [3] (0:13.16)	1:02.15 [3] (0:12.87)	0:49.28 [5] (0:12.82)	0:36.46 [6] (0:12.53)	0:23.93 [6] (0:11.88)	0:12.05 [6] (0:12.05)
Average Speed [km/h]	51.3	57.7	57.4	56.2	54.8	56.1	56.6	57.2	60.7	59.7
Top Speed [km/h]	62.0	60.0	58.5	57.4	55.6	57.3	57.7	59.1	62.3	61.4
Avg. Dist. to Rail [m]	0.9	1.9	2.4	0.9	1.4	1.7	0.9	0.4	0.4	0.9
Avg. Stride Freq. [Hz]	2.3	2.2	2.2	2.2	2.1	2.2	2.2	2.2	2.3	2.3
Avg. Stride Length [m]	6.3	7.2	7.3	7.1	7.1	7.1	7.1	7.2	7.4	7.3



- [] Ranking at each section and finish
- .-.- No data available at this section
- NA No data available



Horse/Jockey Name	Hallside Martini
Final Rank	4
Fastest Section Time (Section)	0:11.75 (400m)
Top Speed [km/h] (Section)	62.4 (400m)
Race State	Finished



Doomben QLD Professional

Race 6: Moreton Hire BM68 Handicap - 2050m

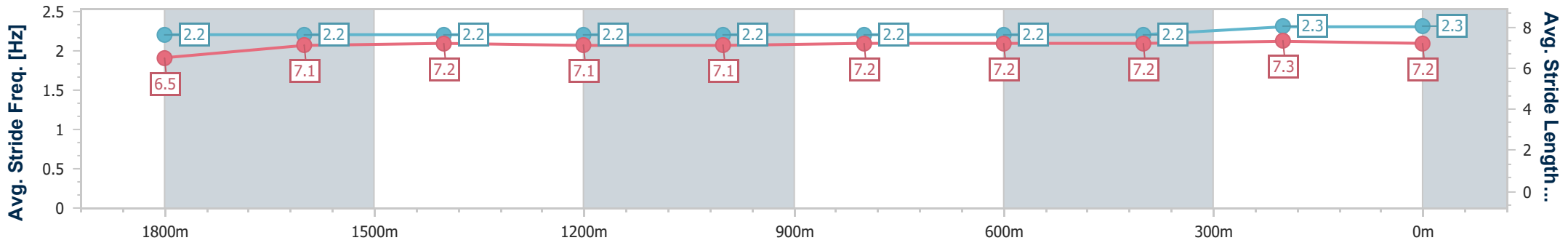
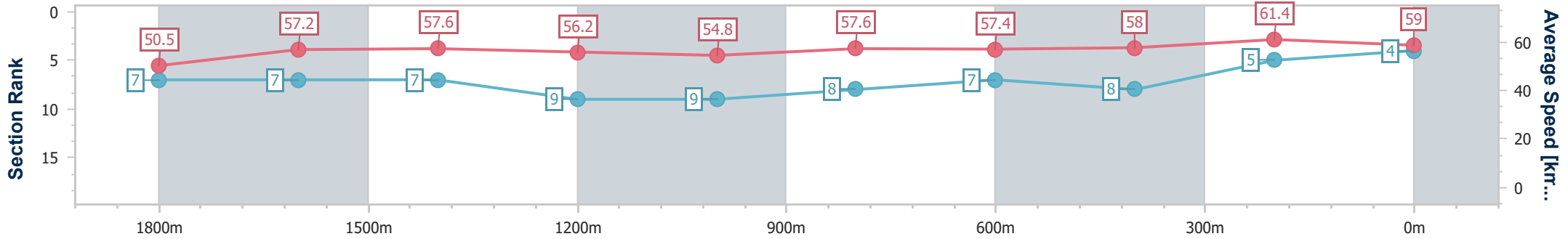
09 October 2024 - 16:49

Track Rating: Soft 7, Weather: Overcast, Rail Position: +8.5m Entire



BRISBANE RACING CLUB

Section	Overall	1800m	1600m	1400m	1200m	1000m	800m	600m	400m	200m
Section Times	2:10.48 [4] (0:17.81)	1:52.67 [7] (0:12.53)	1:40.14 [7] (0:12.50)	1:27.64 [7] (0:12.90)	1:14.74 [9] (0:13.11)	1:01.63 [9] (0:12.57)	0:49.06 [8] (0:12.61)	0:36.45 [7] (0:12.51)	0:23.94 [8] (0:11.75)	0:12.19 [5] (0:12.19)
Average Speed [km/h]	50.5	57.2	57.6	56.2	54.8	57.6	57.4	58.0	61.4	59.0
Top Speed [km/h]	60.3	58.4	59.5	58.2	56.6	58.8	58.6	60.3	62.4	62.1
Avg. Dist. to Rail [m]	2.3	1.1	0.5	1.2	2.1	2.0	1.3	0.6	2.4	4.1
Avg. Stride Freq. [Hz]	2.2	2.2	2.2	2.2	2.2	2.2	2.2	2.2	2.3	2.3
Avg. Stride Length [m]	6.5	7.1	7.2	7.1	7.1	7.2	7.2	7.2	7.3	7.2



- [] Ranking at each section and finish
- .-.- No data available at this section
- NA No data available



Horse/Jockey Name	Bitoftheblarney
Final Rank	5
Fastest Section Time (Section)	0:12.07 (400m)
Top Speed [km/h] (Section)	63.0 (400m)
Race State	Finished



Doomben QLD Professional

Race 6: Moreton Hire BM68 Handicap - 2050m

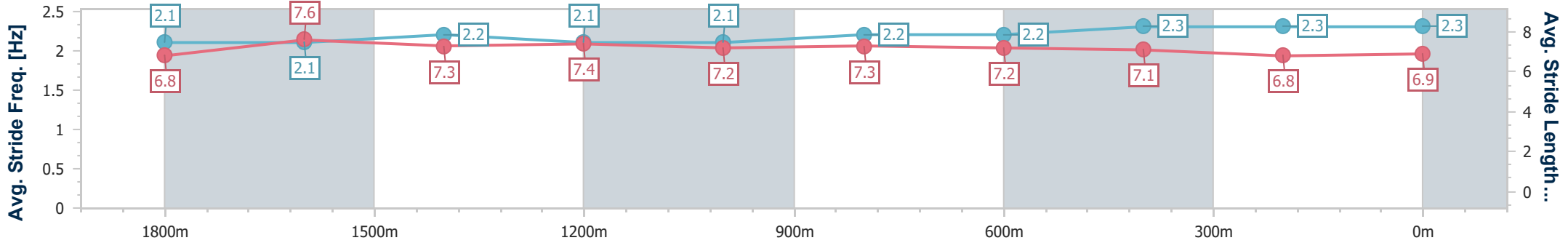
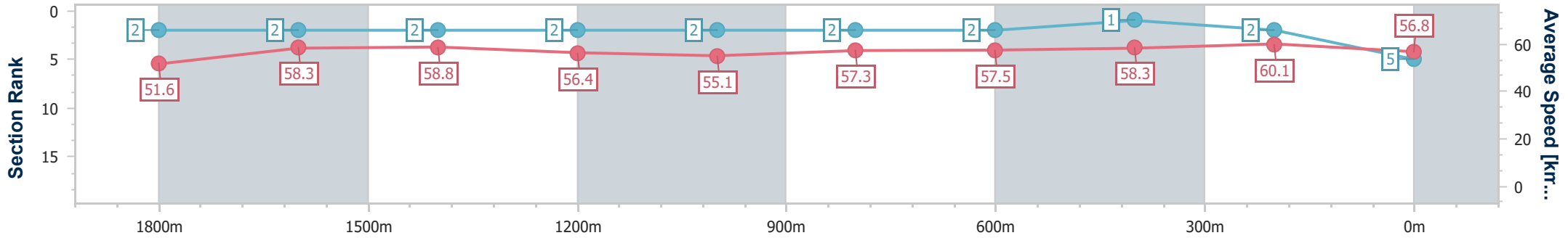
09 October 2024 - 16:49

Track Rating: Soft 7, Weather: Overcast, Rail Position: +8.5m Entire



BRISBANE RACING CLUB

Section	Overall	1800m	1600m	1400m	1200m	1000m	800m	600m	400m	200m
Section Times	2:10.66 [5] (0:17.43)	1:53.23 [2] (0:12.40)	1:40.83 [2] (0:12.27)	1:28.56 [2] (0:12.94)	1:15.62 [2] (0:13.08)	1:02.54 [2] (0:12.66)	0:49.88 [2] (0:12.68)	0:37.20 [2] (0:12.47)	0:24.73 [1] (0:12.07)	0:12.66 [2] (0:12.66)
Average Speed [km/h]	51.6	58.3	58.8	56.4	55.1	57.3	57.5	58.3	60.1	56.8
Top Speed [km/h]	63.0	59.8	59.9	59.2	56.0	59.1	58.9	59.8	63.0	60.7
Avg. Dist. to Rail [m]	3.6	0.5	0.5	2.7	3.7	3.6	2.5	1.8	2.2	2.0
Avg. Stride Freq. [Hz]	2.1	2.1	2.2	2.1	2.1	2.2	2.2	2.3	2.3	2.3
Avg. Stride Length [m]	6.8	7.6	7.3	7.4	7.2	7.3	7.2	7.1	6.8	6.9



- [] Ranking at each section and finish
- .-.- No data available at this section
- NA No data available



Horse/Jockey Name	Classic Deel
Final Rank	6
Fastest Section Time (Section)	0:11.89 (400m)
Top Speed [km/h] (Section)	61.7 (400m)
Race State	Finished



Doomben QLD Professional

Race 6: Moreton Hire BM68 Handicap - 2050m

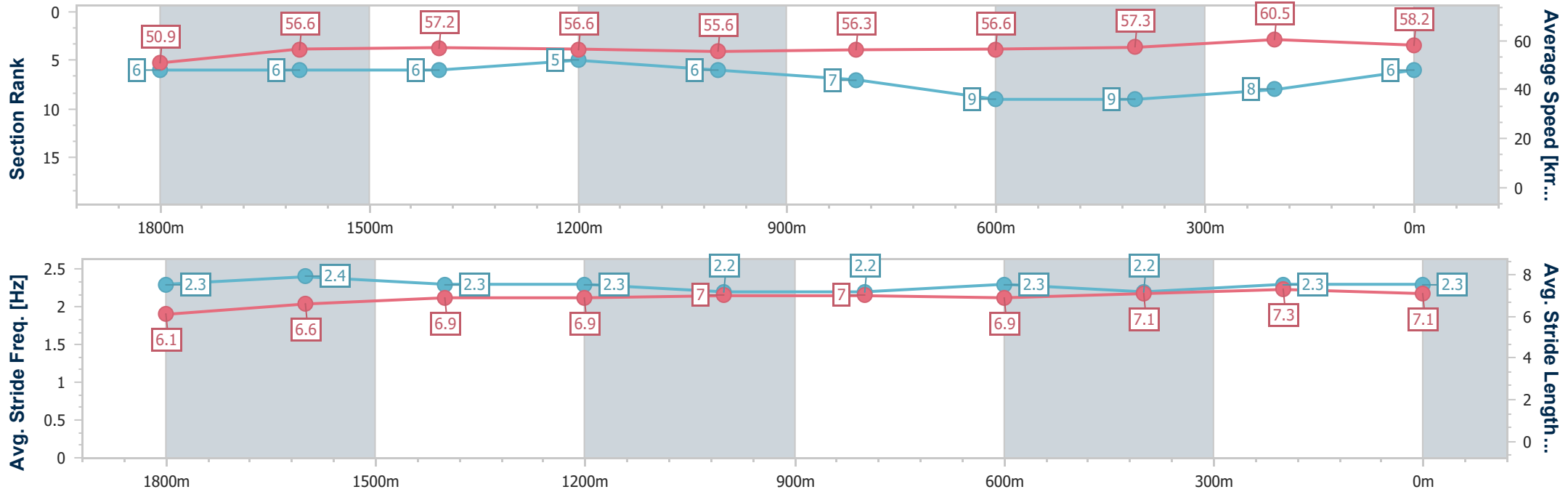
09 October 2024 - 16:49

Track Rating: Soft 7, Weather: Overcast, Rail Position: +8.5m Entire



BRISBANE RACING CLUB

Section	Overall	1800m	1600m	1400m	1200m	1000m	800m	600m	400m	200m
Section Times	2:10.93 [6] (0:17.73)	1:53.20 [6] (0:12.53)	1:40.67 [6] (0:12.48)	1:28.19 [6] (0:12.69)	1:15.50 [5] (0:13.00)	1:02.50 [6] (0:12.85)	0:49.65 [7] (0:12.83)	0:36.82 [9] (0:12.55)	0:24.27 [9] (0:11.89)	0:12.38 [8] (0:12.38)
Average Speed [km/h]	50.9	56.6	57.2	56.6	55.6	56.3	56.6	57.3	60.5	58.2
Top Speed [km/h]	61.1	59.3	57.9	57.9	57.1	57.2	58.1	58.7	61.7	60.5
Avg. Dist. to Rail [m]	0.9	1.7	2.3	1.1	1.7	1.9	1.3	0.5	0.8	1.1
Avg. Stride Freq. [Hz]	2.3	2.4	2.3	2.3	2.2	2.2	2.3	2.2	2.3	2.3
Avg. Stride Length [m]	6.1	6.6	6.9	6.9	7.0	7.0	6.9	7.1	7.3	7.1



- [] Ranking at each section and finish
- .-.- No data available at this section
- NA No data available



Horse/Jockey Name	Hillcrest Avenue
Final Rank	7
Fastest Section Time (Section)	0:12.05 (400m)
Top Speed [km/h] (Section)	61.6 (400m)
Race State	Finished



Doomben QLD Professional

Race 6: Moreton Hire BM68 Handicap - 2050m

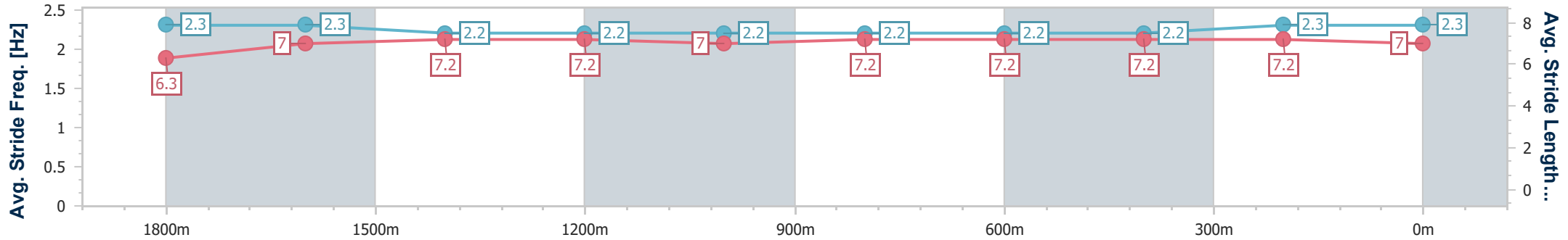
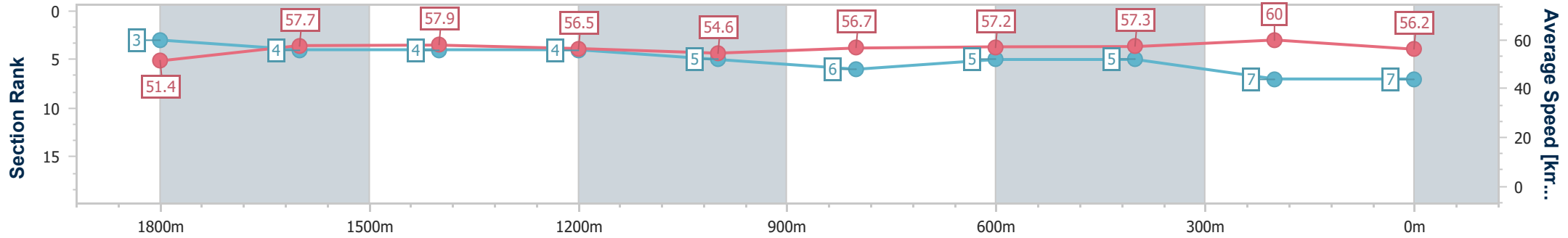
09 October 2024 - 16:49

Track Rating: Soft 7, Weather: Overcast, Rail Position: +8.5m Entire



BRISBANE RACING CLUB

Section	Overall	1800m	1600m	1400m	1200m	1000m	800m	600m	400m	200m
Section Times	2:11.26 [7] (0:17.52)	1:53.74 [3] (0:12.42)	1:41.32 [4] (0:12.42)	1:28.90 [4] (0:12.82)	1:16.08 [4] (0:13.17)	1:02.91 [5] (0:12.77)	0:50.14 [6] (0:12.62)	0:37.52 [5] (0:12.65)	0:24.87 [5] (0:12.05)	0:12.82 [7] (0:12.82)
Average Speed [km/h]	51.4	57.7	57.9	56.5	54.6	56.7	57.2	57.3	60.0	56.2
Top Speed [km/h]	60.4	58.6	58.6	58.7	56.3	57.4	58.3	58.8	61.6	59.5
Avg. Dist. to Rail [m]	5.7	0.8	0.4	1.1	2.3	1.7	1.1	1.4	3.3	4.3
Avg. Stride Freq. [Hz]	2.3	2.3	2.2	2.2	2.2	2.2	2.2	2.2	2.3	2.3
Avg. Stride Length [m]	6.3	7.0	7.2	7.2	7.0	7.2	7.2	7.2	7.2	7.0



- [] Ranking at each section and finish
- .-.- No data available at this section
- NA No data available



Horse/Jockey Name	The Nephew
Final Rank	8
Fastest Section Time (Section)	0:12.13 (400m)
Top Speed [km/h] (Section)	61.6 (400m)
Race State	Finished



Doomben QLD Professional

Race 6: Moreton Hire BM68 Handicap - 2050m

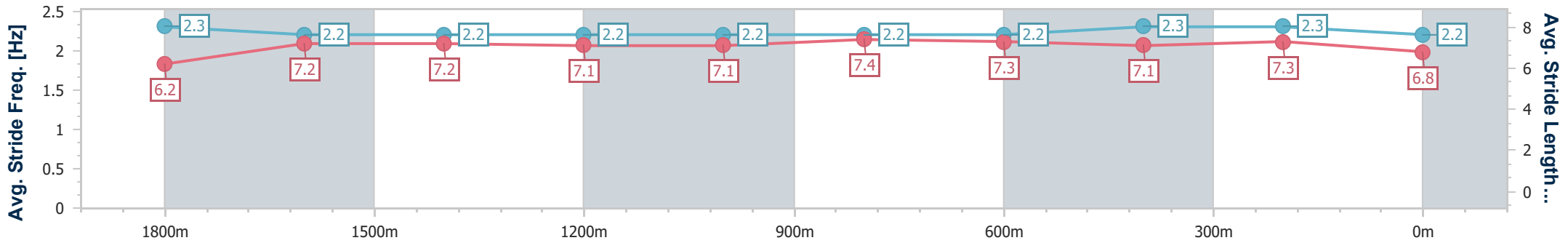
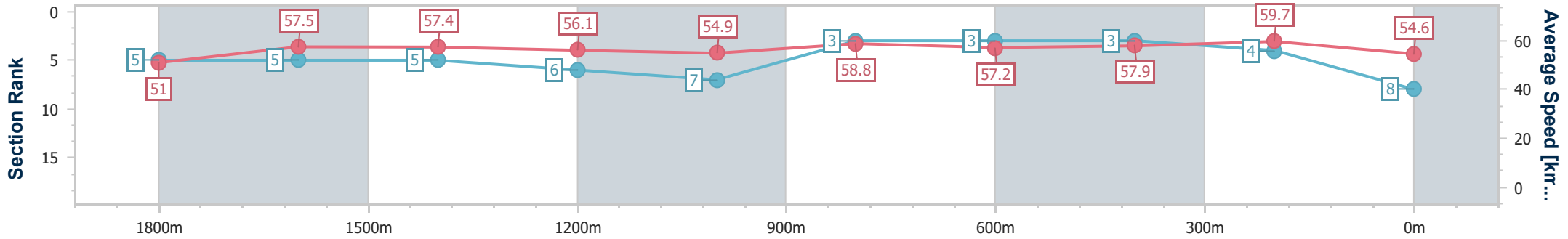
09 October 2024 - 16:49

Track Rating: Soft 7, Weather: Overcast, Rail Position: +8.5m Entire



BRISBANE RACING CLUB

Section	Overall	1800m	1600m	1400m	1200m	1000m	800m	600m	400m	200m
Section Times	2:11.48 [8] (0:17.64)	1:53.84 [5] (0:12.41)	1:41.43 [5] (0:12.49)	1:28.94 [5] (0:12.94)	1:16.00 [6] (0:13.08)	1:02.92 [7] (0:12.37)	0:50.55 [3] (0:12.71)	0:37.84 [3] (0:12.51)	0:25.33 [3] (0:12.13)	0:13.20 [4] (0:13.20)
Average Speed [km/h]	51.0	57.5	57.4	56.1	54.9	58.8	57.2	57.9	59.7	54.6
Top Speed [km/h]	60.7	58.9	58.0	57.0	56.0	60.1	59.2	59.7	61.6	57.7
Avg. Dist. to Rail [m]	1.6	1.2	1.5	1.2	2.5	2.9	2.2	1.6	2.9	2.1
Avg. Stride Freq. [Hz]	2.3	2.2	2.2	2.2	2.2	2.2	2.2	2.3	2.3	2.2
Avg. Stride Length [m]	6.2	7.2	7.2	7.1	7.1	7.4	7.3	7.1	7.3	6.8



- [] Ranking at each section and finish
- .-.- No data available at this section
- NA No data available



Horse/Jockey Name	Shy Guy
Final Rank	9
Fastest Section Time (Section)	0:12.26 (400m)
Top Speed [km/h] (Section)	60.4 (Overall)
Race State	Finished



Doomben QLD Professional

Race 6: Moreton Hire BM68 Handicap - 2050m

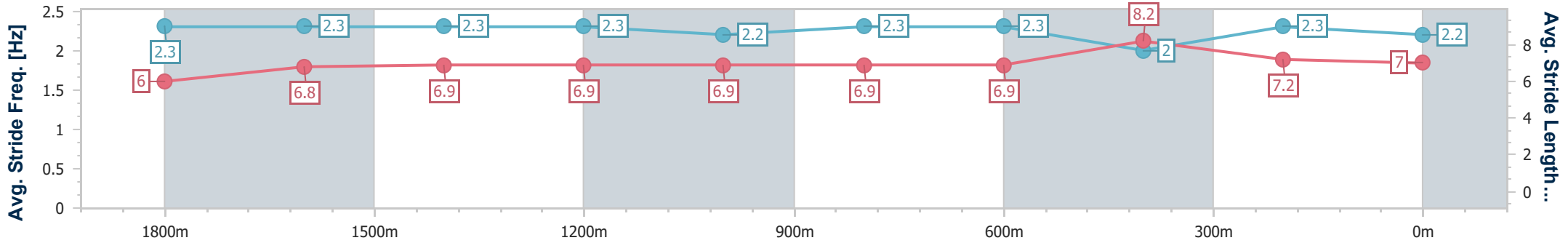
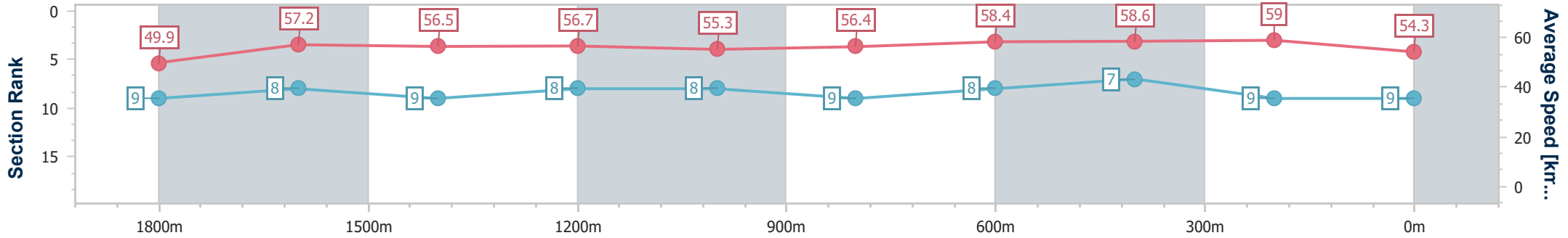
09 October 2024 - 16:49

Track Rating: Soft 7, Weather: Overcast, Rail Position: +8.5m Entire



BRISBANE RACING CLUB

Section	Overall	1800m	1600m	1400m	1200m	1000m	800m	600m	400m	200m
Section Times	2:11.97 [9] (0:18.04)	1:53.93 [9] (0:12.41)	1:41.52 [8] (0:12.63)	1:28.89 [9] (0:12.65)	1:16.24 [8] (0:13.03)	1:03.21 [8] (0:12.80)	0:50.41 [9] (0:12.47)	0:37.94 [8] (0:12.43)	0:25.51 [7] (0:12.26)	0:13.25 [9] (0:13.25)
Average Speed [km/h]	49.9	57.2	56.5	56.7	55.3	56.4	58.4	58.6	59.0	54.3
Top Speed [km/h]	60.4	58.5	57.4	58.7	56.8	59.0	60.0	60.0	59.8	59.7
Avg. Dist. to Rail [m]	3.6	2.4	2.4	0.9	1.4	1.7	1.9	1.8	4.5	4.2
Avg. Stride Freq. [Hz]	2.3	2.3	2.3	2.3	2.2	2.3	2.3	2.0	2.3	2.2
Avg. Stride Length [m]	6.0	6.8	6.9	6.9	6.9	6.9	6.9	8.2	7.2	7.0



- [] Ranking at each section and finish
- .-.- No data available at this section
- NA No data available