

Track Rating: Heavy 9, Weather: Fine, Rail Position: +7m Entire

Section		Field Times										Last 600m				
		Overall	1200m	1000m	800m	600m	400m						0:37.96			
		(0:13.37)	(0:10.84)	(0:11.59)	(0:12.65)	(0:12.67)	(0:12.50)									
Rank	TAB	Horse/Jockey	Barrier	Top Speed [km/h]	Fastest Section											Distance Travelled [m]
1	6	CHAPARRAL CHASE James Orman	6	67.6 1200m	0:10.93 1200m	1:26.41 [1] (0:13.71)	1:12.70 [7] (0:10.93)	1:01.77 [7] (0:11.77)	0:50.00 [7] (0:12.56)	0:37.44 [7] (0:12.55)	0:24.89 [4] (0:12.10)	0:37.44				
2	5	BOOM CRUSHER Robbie Dolan	3	65.2 1200m	0:11.26 1200m	1:26.65 [2] (0:13.83)	1:12.82 [10] (0:11.26)	1:01.56 [10] (0:11.76)	0:49.80 [11] (0:12.57)	0:37.23 [11] (0:12.37)	0:24.86 [9] (0:11.94)	0:37.23		-1		
3	16	PAUL EDWARD Madeleine Wishart	1	66.4 Overall	0:11.10 1200m	1:27.43 [3] (0:13.43)	1:14.00 [4] (0:11.10)	1:02.90 [6] (0:11.69)	0:51.21 [5] (0:12.73)	0:38.48 [6] (0:12.60)	0:25.88 [5] (0:12.45)	0:38.48		-3		
4	18	LITERACY Nikita Beriman	4	68.2 Overall	0:10.91 1200m	1:27.47 [4] (0:13.41)	1:14.06 [3] (0:10.91)	1:03.15 [3] (0:11.70)	0:51.45 [3] (0:12.66)	0:38.79 [3] (0:12.63)	0:26.16 [3] (0:12.45)	0:38.79		-3		
5	15	SHY REBEL Ron Stewart	5	68.4 1200m	0:10.94 1200m	1:27.50 [5] (0:13.53)	1:13.97 [5] (0:10.94)	1:03.03 [4] (0:11.68)	0:51.35 [4] (0:12.65)	0:38.70 [4] (0:12.48)	0:26.22 [2] (0:12.41)	0:38.70		-2		
6	13	KENDYACATCHME Cody Collis	7	66.7 Overall	0:11.14 1200m	1:27.75 [6] (0:13.77)	1:13.98 [8] (0:11.14)	1:02.84 [8] (0:11.70)	0:51.14 [8] (0:12.57)	0:38.57 [8] (0:12.60)	0:25.97 [8] (0:12.46)	0:38.57		+2		
7	9	CHIARO DI LUNA Taylor Marshall	9	69.8 Overall	0:10.84 1200m	1:28.13 [7] (0:13.37)	1:14.76 [1] (0:10.84)	1:03.92 [1] (0:11.59)	0:52.33 [1] (0:12.65)	0:39.68 [1] (0:12.67)	0:27.01 [1] (0:12.67)	0:39.68		-5		
8	19	FORTUNE READY Jason Taylor	11	63.4 1200m	0:11.48 1200m	1:28.27 [8] (0:14.04)	1:14.23 [13] (0:11.48)	1:02.75 [13] (0:11.63)	0:51.12 [13] (0:12.34)	0:38.78 [13] (0:12.65)	0:26.13 [13] (0:12.53)	0:38.78		+0		
9	4	TAKIN'HELL Karl Zechner	2	69.2 Overall	0:11.04 1200m	1:28.59 [9] (0:13.96)	1:14.63 [12] (0:11.04)	1:03.59 [9] (0:11.61)	0:51.98 [8] (0:12.61)	0:39.37 [9] (0:12.66)	0:26.71 [10] (0:12.85)	0:39.37		+4		
10	12	ZENA ROSE Georgina Cartwright	8	65.4 Overall	0:11.30 1200m	1:28.88 [10] (0:13.88)	1:15.00 [11] (0:11.30)	1:03.70 [12] (0:11.75)	0:51.95 [12] (0:12.53)	0:39.42 [12] (0:12.58)	0:26.84 [11] (0:12.75)	0:39.42		+3		

Scratched: Ripper Shank (#11), Man Hands (#3), Blood Red (#2), Our Benefactor (#10), Nagamie (#1), Metcalfe (#7)



Sunshine Coast QLD Professional
Race 1: Caloundra Power Boat Club Maiden Handicap - 1400m
11 October 2024 - 17:11



Track Rating: Heavy 9, Weather: Fine, Rail Position: +7m Entire

Section		Overall	1200m	1000m	800m	600m	400m	Last 600m				
Field Times		1:26.41 (0:13.37)	1:13.04 (0:10.84)	1:02.20 (0:11.59)	0:50.61 (0:12.65)	0:37.96 (0:12.67)	0:25.29 (0:12.50)	0:37.96				
Rank	TAB Horse/Jockey	Barrier	Top Speed [km/h]	Fastest Section	Distance Travelled [m]							
11	14 KHANT QUIT Micheal Hellyer	13	66.6 1200m	0:10.94 1200m	1:29.01 [11] (0:13.57)	1:15.44 [6] (0:10.94)	1:04.50 [5] (0:11.78)	0:52.72 [6] (0:12.65)	0:40.07 [5] (0:12.72)	0:27.35 [7] (0:12.92)	0:40.07	+8
12	17 ZEPHALONG Minonette Kennedy	10	65.2 1200m	0:11.28 1200m	1:29.55 [12] (0:13.82)	1:15.73 [9] (0:11.28)	1:04.45 [11] (0:11.73)	0:52.72 [10] (0:12.50)	0:40.22 [10] (0:12.73)	0:27.49 [12] (0:12.88)	0:40.22	+11
13	8 PETERMAN Jake Bayliss	12	69.9 Overall	0:10.84 1200m	1:31.23 [13] (0:13.40)	1:17.83 [2] (0:10.84)	1:06.99 [2] (0:11.67)	0:55.32 [2] (0:12.69)	0:42.63 [2] (0:13.02)	0:29.61 [6] (0:13.61)	0:42.63	-4

Scratched: Ripper Shank (#11), Man Hands (#3), Blood Red (#2), Our Benefactor (#10), Nagamie (#1), Metcalfe (#7)

[] Ranking at each section and finish
 -:-:-:- No data available at this section
 NA No data available

SCN Saddle cloth number
 DNF Did not finish
 DNT Did not track



Sunshine Coast QLD Professional

Race 1: Caloundra Power Boat Club Maiden Handicap - 1400m

11 October 2024 - 17:11



Track Rating: Heavy 9, Weather: Fine, Rail Position: +7m Entire

Section							200m			Last 600m
Field Times							0:12.79			0:37.96
							(0:12.79)			
Rank	TAB	Horse/Jockey	Barrier	Top Speed [km/h]	Fastest Section	Margin			Distance Travelled [m]	
1	6	CHAPARRAL CHASE James Orman	6	67.6 1200m	0:10.93 1200m	0:12.79 [1] (0:12.79)	1:26.41		0:37.44	
2	5	BOOM CRUSHER Robbie Dolan	3	65.2 1200m	0:11.26 1200m	0:12.92 [3] (0:12.92)	1.3L		0:37.23 -1	
3	16	PAUL EDWARD Madeleine Wishart	1	66.4 Overall	0:11.10 1200m	0:13.43 [6] (0:13.43)	5.8L		0:38.48 -3	
4	18	LITERACY Nikita Beriman	4	68.2 Overall	0:10.91 1200m	0:13.71 [4] (0:13.71)	6L		0:38.79 -3	
5	15	SHY REBEL Ron Stewart	5	68.4 1200m	0:10.94 1200m	0:13.81 [2] (0:13.81)	6.1L		0:38.70 -2	
6	13	KENDYACATCHME Cody Collis	7	66.7 Overall	0:11.14 1200m	0:13.51 [7] (0:13.51)	7.6L		0:38.57 +2	
7	9	CHIARO DI LUNA Taylor Marshall	9	69.8 Overall	0:10.84 1200m	0:14.34 [5] (0:14.34)	9.6L		0:39.68 -5	
8	19	FORTUNE READY Jason Taylor	11	63.4 1200m	0:11.48 1200m	0:13.60 [9] (0:13.60)	10.4L		0:38.78 +0	
9	4	TAKIN'HELL Karl Zechner	2	69.2 Overall	0:11.04 1200m	0:13.86 [10] (0:13.86)	12.2L		0:39.37 +4	
10	12	ZENA ROSE Georgina Cartwright	8	65.4 Overall	0:11.30 1200m	0:14.09 [11] (0:14.09)	13.7L		0:39.42 +3	

Scratched: Ripper Shank (#11), Man Hands (#3), Blood Red (#2), Our Benefactor (#10), Nagamie (#1), Metcalfe (#7)

[] Ranking at each section and finish
 -:-:- No data available at this section
 NA No data available

SCN Saddle cloth number
 DNF Did not finish
 DNT Did not track



Sunshine Coast QLD Professional
Race 1: Caloundra Power Boat Club Maiden Handicap - 1400m
 11 October 2024 - 17:11



Track Rating: Heavy 9, Weather: Fine, Rail Position: +7m Entire

Section				200m				Last 600m	
Field Times				0:12.79 (0:12.79)				0:37.96	
Rank	TAB	Horse/Jockey	Barrier	Top Speed [km/h]	Fastest Section	Margin			Distance Travelled [m]
11	14	KHANT QUIT Micheal Hellyer	13	66.6 1200m	0:10.94 1200m	0:14.43 [8] (0:14.43)	14.5L		0:40.07 +8
12	17	ZEPHALONG Minonette Kennedy	10	65.2 1200m	0:11.28 1200m	0:14.61 [12] (0:14.61)	17.5L		0:40.22 +11
13	8	PETERMAN Jake Bayliss	12	69.9 Overall	0:10.84 1200m	0:16.00 [13] (0:16.00)	27.3L		0:42.63 -4

Scratched: Ripper Shank (#11), Man Hands (#3), Blood Red (#2), Our Benefactor (#10), Nagamie (#1), Metcalfe (#7)

[] Ranking at each section and finish
 -:-:-:- No data available at this section
 NA No data available

SCN Saddle cloth number
 DNF Did not finish
 DNT Did not track



Horse/Jockey Name	Chaparral Chase
Final Rank	1
Fastest Section Time (Section)	0:10.93 (1200m)
Top Speed [km/h] (Section)	67.6 (1200m)
Race State	Finished



Sunshine Coast QLD Professional

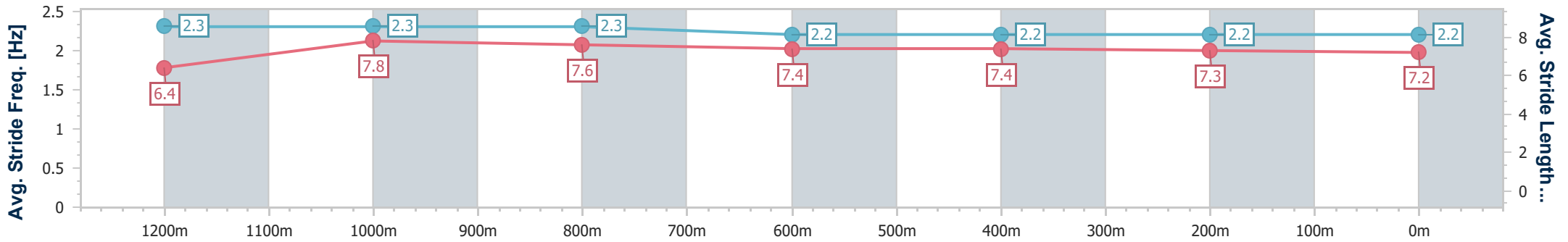
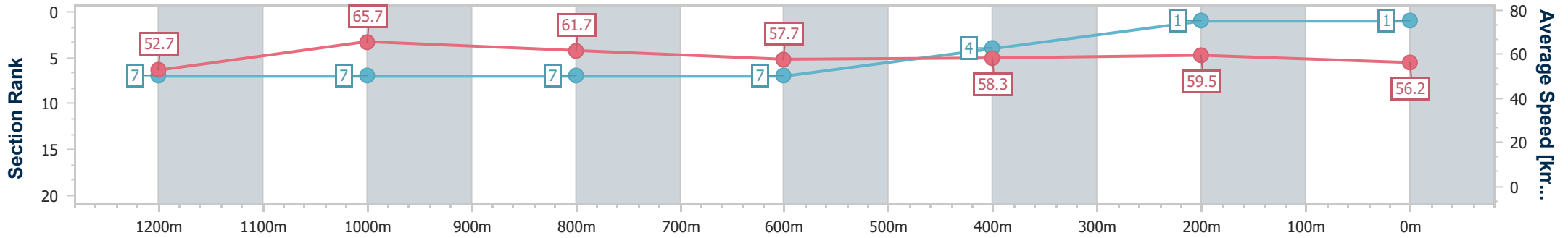
Race 1: Caloundra Power Boat Club Maiden Handicap - 1400m



11 October 2024 - 17:11

Track Rating: Heavy 9, Weather: Fine, Rail Position: +7m Entire

Section	Overall	1200m	1000m	800m	600m	400m	200m
Section Times	1:26.41 [1] (0:13.71)	1:12.70 [7] (0:10.93)	1:01.77 [7] (0:11.77)	0:50.00 [7] (0:12.56)	0:37.44 [7] (0:12.55)	0:24.89 [4] (0:12.10)	0:12.79 [1] (0:12.79)
Average Speed [km/h]	52.7	65.7	61.7	57.7	58.3	59.5	56.2
Top Speed [km/h]	66.8	67.6	63.1	59.2	59.6	60.5	58.8
Avg. Dist. to Rail [m]	6.4	3.6	2.2	1.5	2.7	4.7	4.7
Avg. Stride Freq. [Hz]	2.3	2.3	2.3	2.2	2.2	2.2	2.2
Avg. Stride Length [m]	6.4	7.8	7.6	7.4	7.4	7.3	7.2



- [] Ranking at each section and finish
- .-.- No data available at this section
- NA No data available



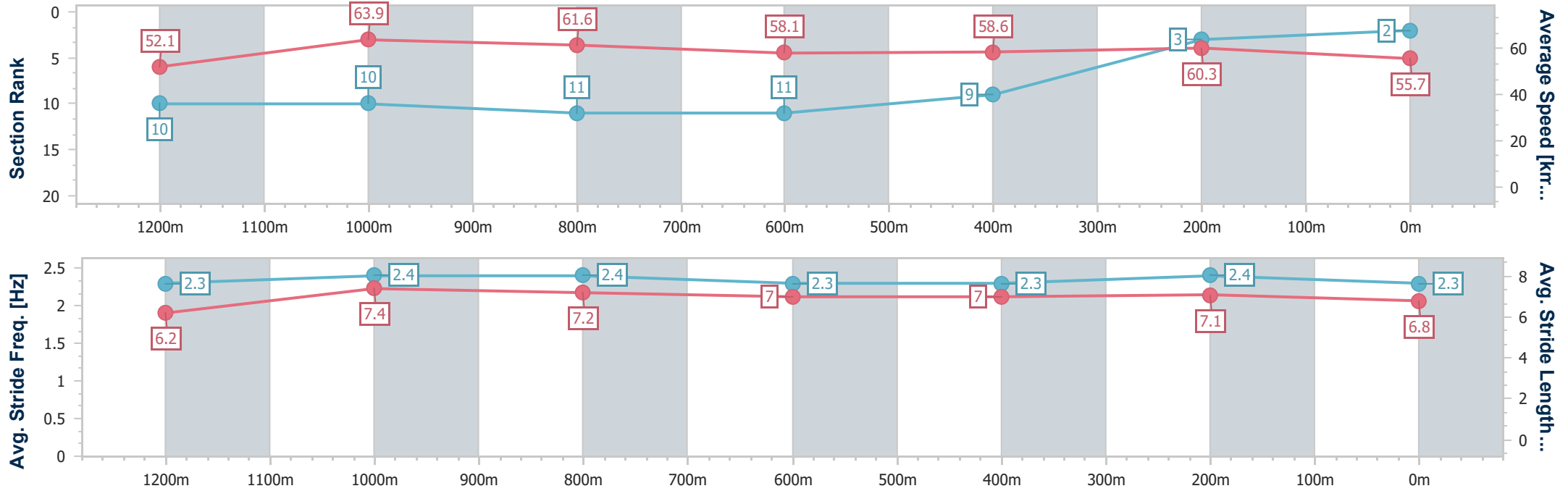
Horse/Jockey Name	Boom Crusher
Final Rank	2
Fastest Section Time (Section)	0:11.26 (1200m)
Top Speed [km/h] (Section)	65.2 (1200m)
Race State	Finished



Sunshine Coast QLD Professional
 Race 1: Caloundra Power Boat Club Maiden Handicap - 1400m
 11 October 2024 - 17:11
 Track Rating: Heavy 9, Weather: Fine, Rail Position: +7m Entire



Section	Overall	1200m	1000m	800m	600m	400m	200m
Section Times	1:26.65 [2] (0:13.83)	1:12.82 [10] (0:11.26)	1:01.56 [10] (0:11.76)	0:49.80 [11] (0:12.57)	0:37.23 [11] (0:12.37)	0:24.86 [9] (0:11.94)	0:12.92 [3] (0:12.92)
Average Speed [km/h]	52.1	63.9	61.6	58.1	58.6	60.3	55.7
Top Speed [km/h]	65.2	65.2	63.5	59.3	60.4	61.6	58.5
Avg. Dist. to Rail [m]	5.3	3.5	2.1	2.0	1.4	1.6	2.0
Avg. Stride Freq. [Hz]	2.3	2.4	2.4	2.3	2.3	2.4	2.3
Avg. Stride Length [m]	6.2	7.4	7.2	7.0	7.0	7.1	6.8



- [] Ranking at each section and finish
- .-.- No data available at this section
- NA No data available



Horse/Jockey Name	Paul Edward
Final Rank	3
Fastest Section Time (Section)	0:11.10 (1200m)
Top Speed [km/h] (Section)	66.4 (Overall)
Race State	Finished



Sunshine Coast QLD Professional

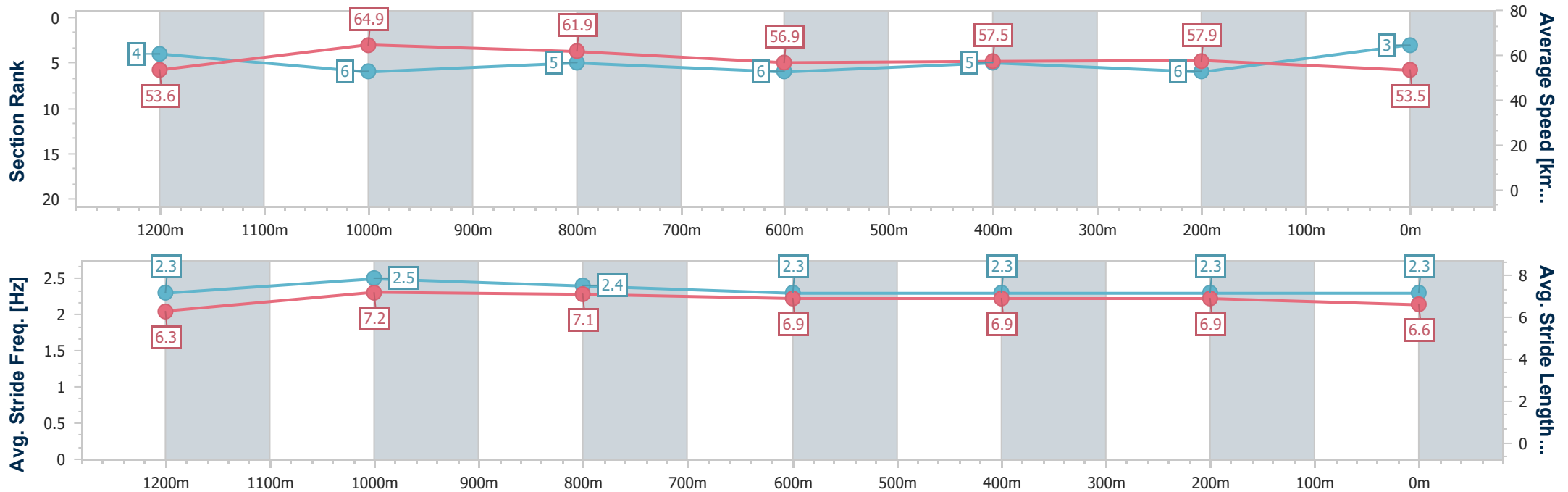
Race 1: Caloundra Power Boat Club Maiden Handicap - 1400m



11 October 2024 - 17:11

Track Rating: Heavy 9, Weather: Fine, Rail Position: +7m Entire

Section	Overall	1200m	1000m	800m	600m	400m	200m
Section Times	1:27.43 [3] (0:13.43)	1:14.00 [4] (0:11.10)	1:02.90 [6] (0:11.69)	0:51.21 [5] (0:12.73)	0:38.48 [6] (0:12.60)	0:25.88 [5] (0:12.45)	0:13.43 [6] (0:13.43)
Average Speed [km/h]	53.6	64.9	61.9	56.9	57.5	57.9	53.5
Top Speed [km/h]	66.4	66.1	64.0	58.5	58.5	59.4	56.0
Avg. Dist. to Rail [m]	3.4	2.5	1.5	1.4	1.1	2.9	4.8
Avg. Stride Freq. [Hz]	2.3	2.5	2.4	2.3	2.3	2.3	2.3
Avg. Stride Length [m]	6.3	7.2	7.1	6.9	6.9	6.9	6.6



- [] Ranking at each section and finish
- .-.- No data available at this section
- NA No data available



Horse/Jockey Name	Literacy
Final Rank	4
Fastest Section Time (Section)	0:10.91 (1200m)
Top Speed [km/h] (Section)	68.2 (Overall)
Race State	Finished



Sunshine Coast QLD Professional

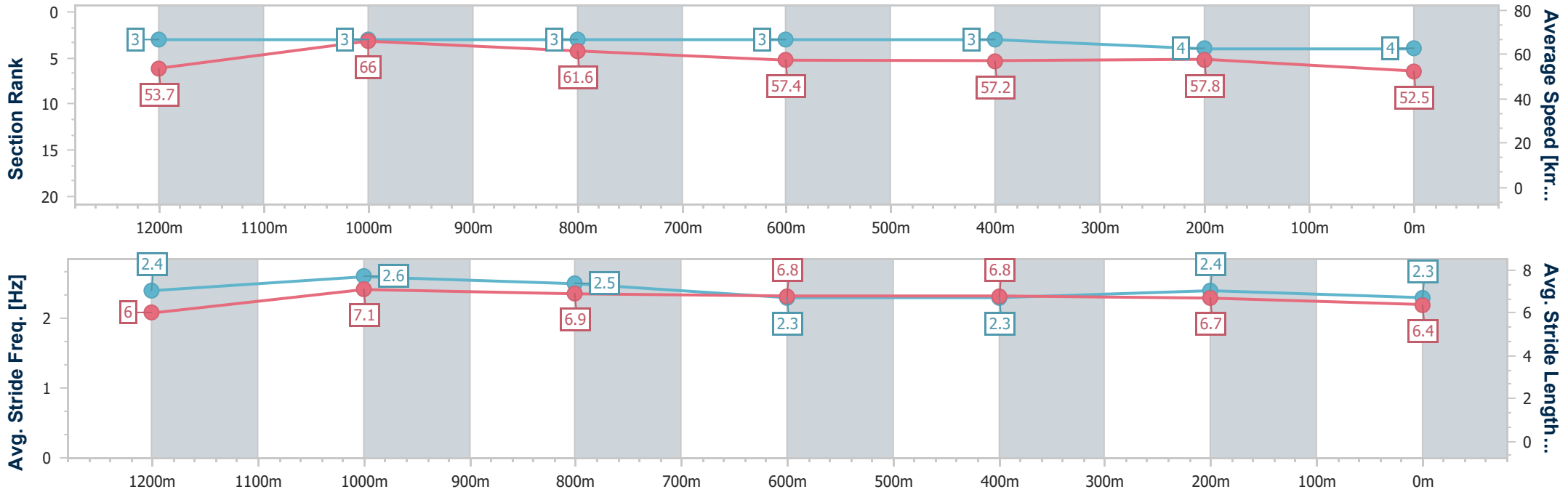
Race 1: Caloundra Power Boat Club Maiden Handicap - 1400m



11 October 2024 - 17:11

Track Rating: Heavy 9, Weather: Fine, Rail Position: +7m Entire

Section	Overall	1200m	1000m	800m	600m	400m	200m
Section Times	1:27.47 [4] (0:13.41)	1:14.06 [3] (0:10.91)	1:03.15 [3] (0:11.70)	0:51.45 [3] (0:12.66)	0:38.79 [3] (0:12.63)	0:26.16 [3] (0:12.45)	0:13.71 [4] (0:13.71)
Average Speed [km/h]	53.7	66.0	61.6	57.4	57.2	57.8	52.5
Top Speed [km/h]	68.2	67.6	64.3	59.4	59.5	60.0	55.7
Avg. Dist. to Rail [m]	4.9	3.2	1.3	1.3	1.0	3.6	3.9
Avg. Stride Freq. [Hz]	2.4	2.6	2.5	2.3	2.3	2.4	2.3
Avg. Stride Length [m]	6.0	7.1	6.9	6.8	6.8	6.7	6.4



- [] Ranking at each section and finish
- .-.- No data available at this section
- NA No data available



Horse/Jockey Name	Shy Rebel
Final Rank	5
Fastest Section Time (Section)	0:10.94 (1200m)
Top Speed [km/h] (Section)	68.4 (1200m)
Race State	Finished



Sunshine Coast QLD Professional

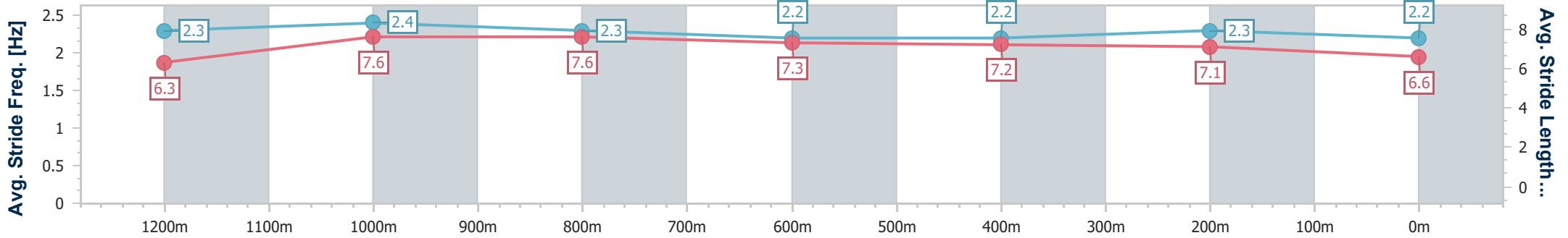
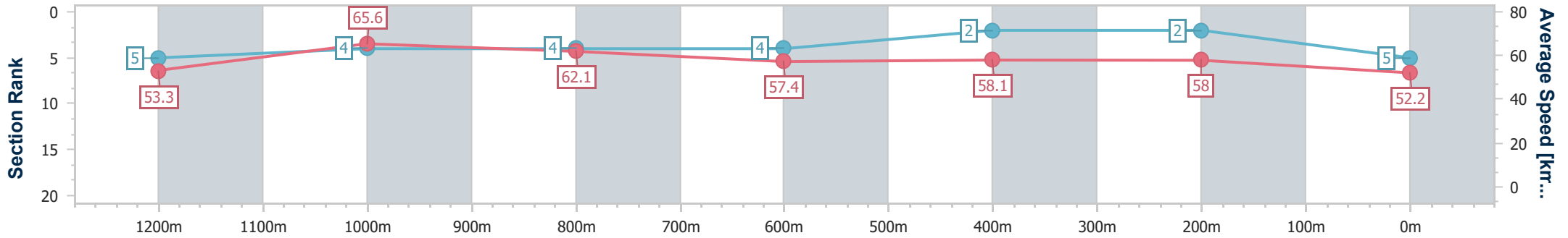
Race 1: Caloundra Power Boat Club Maiden Handicap - 1400m



11 October 2024 - 17:11

Track Rating: Heavy 9, Weather: Fine, Rail Position: +7m Entire

Section	Overall	1200m	1000m	800m	600m	400m	200m
Section Times	1:27.50 [5] (0:13.53)	1:13.97 [5] (0:10.94)	1:03.03 [4] (0:11.68)	0:51.35 [4] (0:12.65)	0:38.70 [4] (0:12.48)	0:26.22 [2] (0:12.41)	0:13.81 [2] (0:13.81)
Average Speed [km/h]	53.3	65.6	62.1	57.4	58.1	58.0	52.2
Top Speed [km/h]	67.4	68.4	63.9	59.4	58.5	59.4	55.4
Avg. Dist. to Rail [m]	5.8	4.0	2.5	1.2	1.5	3.3	4.3
Avg. Stride Freq. [Hz]	2.3	2.4	2.3	2.2	2.2	2.3	2.2
Avg. Stride Length [m]	6.3	7.6	7.6	7.3	7.2	7.1	6.6



- [] Ranking at each section and finish
- .-.- No data available at this section
- NA No data available



Horse/Jockey Name	Kendyacatchme
Final Rank	6
Fastest Section Time (Section)	0:11.14 (1200m)
Top Speed [km/h] (Section)	66.7 (Overall)
Race State	Finished



Sunshine Coast QLD Professional

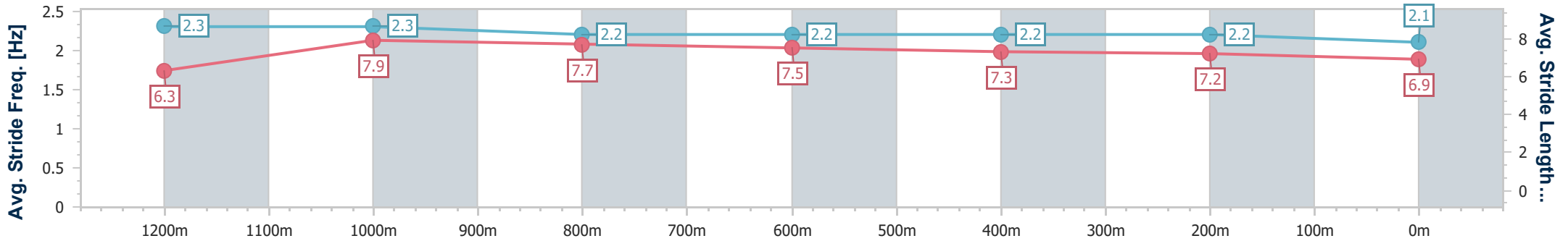
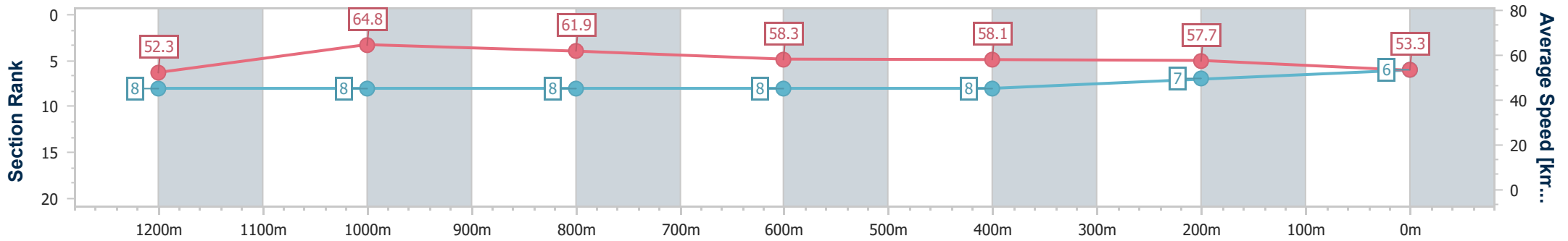
Race 1: Caloundra Power Boat Club Maiden Handicap - 1400m



11 October 2024 - 17:11

Track Rating: Heavy 9, Weather: Fine, Rail Position: +7m Entire

Section	Overall	1200m	1000m	800m	600m	400m	200m
Section Times	1:27.75 [6] (0:13.77)	1:13.98 [8] (0:11.14)	1:02.84 [8] (0:11.70)	0:51.14 [8] (0:12.57)	0:38.57 [8] (0:12.60)	0:25.97 [8] (0:12.46)	0:13.51 [7] (0:13.51)
Average Speed [km/h]	52.3	64.8	61.9	58.3	58.1	57.7	53.3
Top Speed [km/h]	66.7	65.3	63.1	59.9	58.7	59.1	55.4
Avg. Dist. to Rail [m]	9.0	5.4	3.2	2.7	3.1	4.4	3.3
Avg. Stride Freq. [Hz]	2.3	2.3	2.2	2.2	2.2	2.2	2.1
Avg. Stride Length [m]	6.3	7.9	7.7	7.5	7.3	7.2	6.9



- [] Ranking at each section and finish
- .-.- No data available at this section
- NA No data available



Horse/Jockey Name	Chiaro Di Luna
Final Rank	7
Fastest Section Time (Section)	0:10.84 (1200m)
Top Speed [km/h] (Section)	69.8 (Overall)
Race State	Finished



Sunshine Coast QLD Professional

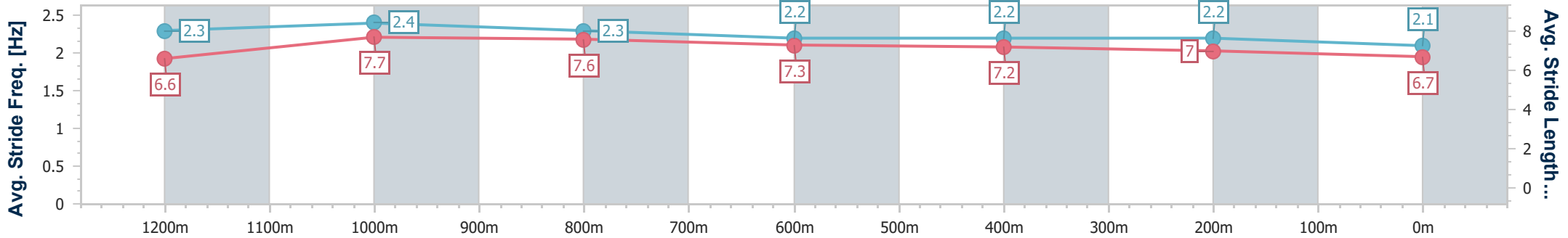
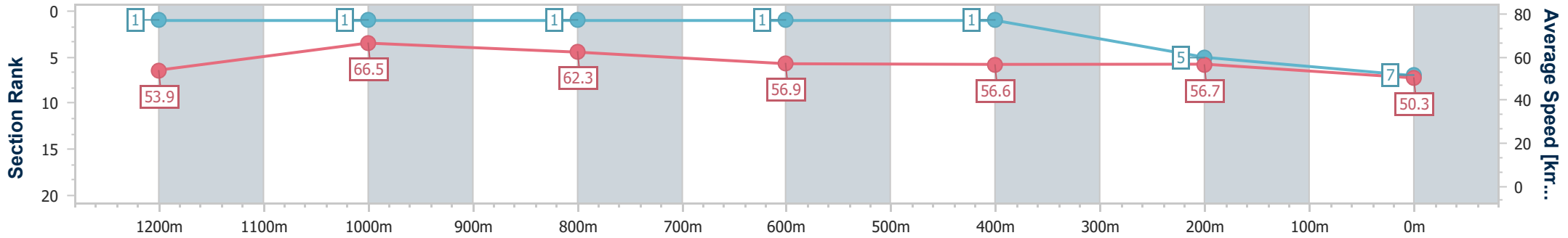
Race 1: Caloundra Power Boat Club Maiden Handicap - 1400m



11 October 2024 - 17:11

Track Rating: Heavy 9, Weather: Fine, Rail Position: +7m Entire

Section	Overall	1200m	1000m	800m	600m	400m	200m
Section Times	1:28.13 [7] (0:13.37)	1:14.76 [1] (0:10.84)	1:03.92 [1] (0:11.59)	0:52.33 [1] (0:12.65)	0:39.68 [1] (0:12.67)	0:27.01 [1] (0:12.67)	0:14.34 [5] (0:14.34)
Average Speed [km/h]	53.9	66.5	62.3	56.9	56.6	56.7	50.3
Top Speed [km/h]	69.8	68.4	64.7	58.6	57.6	57.9	54.6
Avg. Dist. to Rail [m]	8.6	4.9	1.6	0.2	0.3	1.5	2.0
Avg. Stride Freq. [Hz]	2.3	2.4	2.3	2.2	2.2	2.2	2.1
Avg. Stride Length [m]	6.6	7.7	7.6	7.3	7.2	7.0	6.7



- [] Ranking at each section and finish
- .-.- No data available at this section
- NA No data available



Horse/Jockey Name	Fortune Ready
Final Rank	8
Fastest Section Time (Section)	0:11.48 (1200m)
Top Speed [km/h] (Section)	63.4 (1200m)
Race State	Finished



Sunshine Coast QLD Professional

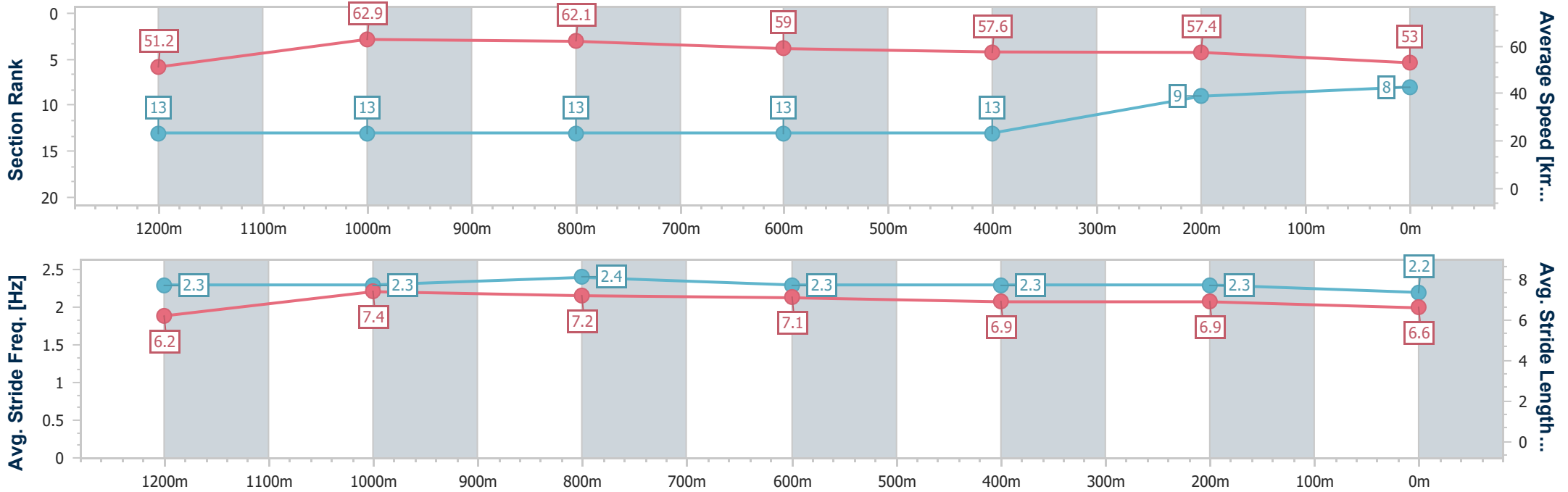
Race 1: Caloundra Power Boat Club Maiden Handicap - 1400m



11 October 2024 - 17:11

Track Rating: Heavy 9, Weather: Fine, Rail Position: +7m Entire

Section	Overall	1200m	1000m	800m	600m	400m	200m
Section Times	1:28.27 [8] (0:14.04)	1:14.23 [13] (0:11.48)	1:02.75 [13] (0:11.63)	0:51.12 [13] (0:12.34)	0:38.78 [13] (0:12.65)	0:26.13 [13] (0:12.53)	0:13.60 [9] (0:13.60)
Average Speed [km/h]	51.2	62.9	62.1	59.0	57.6	57.4	53.0
Top Speed [km/h]	62.8	63.4	63.3	60.6	58.8	59.4	55.1
Avg. Dist. to Rail [m]	10.2	4.4	2.1	1.7	2.2	2.8	4.0
Avg. Stride Freq. [Hz]	2.3	2.3	2.4	2.3	2.3	2.3	2.2
Avg. Stride Length [m]	6.2	7.4	7.2	7.1	6.9	6.9	6.6



- [] Ranking at each section and finish
- .-.- No data available at this section
- NA No data available



Horse/Jockey Name	Takin'hell
Final Rank	9
Fastest Section Time (Section)	0:11.04 (1200m)
Top Speed [km/h] (Section)	69.2 (Overall)
Race State	Finished



Sunshine Coast QLD Professional

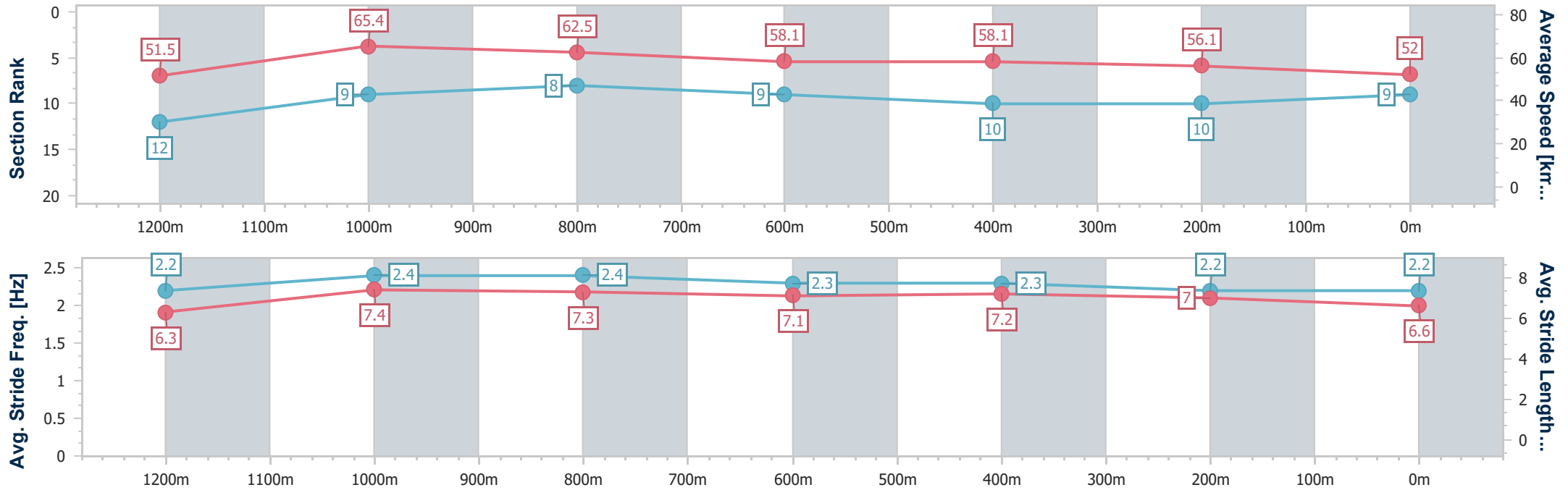
Race 1: Caloundra Power Boat Club Maiden Handicap - 1400m



11 October 2024 - 17:11

Track Rating: Heavy 9, Weather: Fine, Rail Position: +7m Entire

Section	Overall	1200m	1000m	800m	600m	400m	200m
Section Times	1:28.59 [9] (0:13.96)	1:14.63 [12] (0:11.04)	1:03.59 [9] (0:11.61)	0:51.98 [8] (0:12.61)	0:39.37 [9] (0:12.66)	0:26.71 [10] (0:12.85)	0:13.86 [10] (0:13.86)
Average Speed [km/h]	51.5	65.4	62.5	58.1	58.1	56.1	52.0
Top Speed [km/h]	69.2	67.8	65.2	59.4	58.7	57.6	55.0
Avg. Dist. to Rail [m]	3.4	3.7	3.4	3.4	3.5	3.6	3.1
Avg. Stride Freq. [Hz]	2.2	2.4	2.4	2.3	2.3	2.2	2.2
Avg. Stride Length [m]	6.3	7.4	7.3	7.1	7.2	7.0	6.6



- [] Ranking at each section and finish
- .-.- No data available at this section
- NA No data available



Horse/Jockey Name	Zena Rose
Final Rank	10
Fastest Section Time (Section)	0:11.30 (1200m)
Top Speed [km/h] (Section)	65.4 (Overall)
Race State	Finished



Sunshine Coast QLD Professional

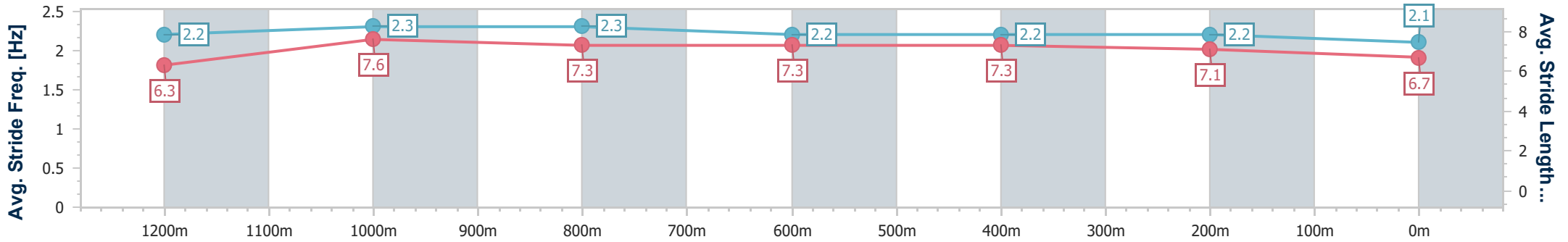
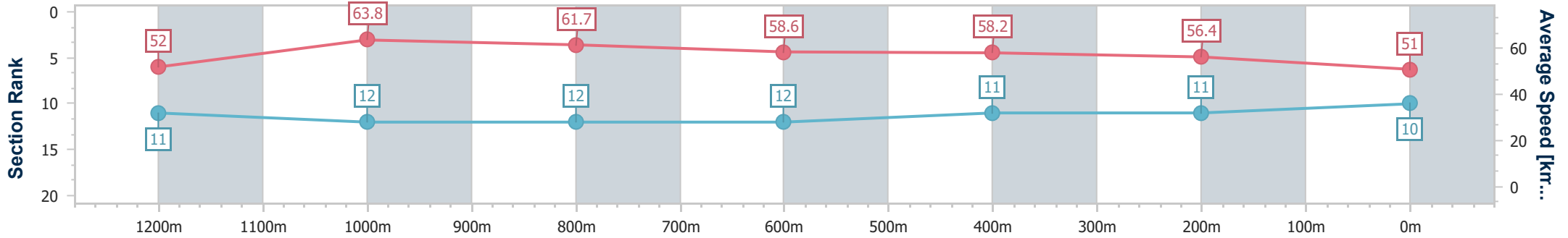
Race 1: Caloundra Power Boat Club Maiden Handicap - 1400m



11 October 2024 - 17:11

Track Rating: Heavy 9, Weather: Fine, Rail Position: +7m Entire

Section	Overall	1200m	1000m	800m	600m	400m	200m
Section Times	1:28.88 [10] (0:13.88)	1:15.00 [11] (0:11.30)	1:03.70 [12] (0:11.75)	0:51.95 [12] (0:12.53)	0:39.42 [12] (0:12.58)	0:26.84 [11] (0:12.75)	0:14.09 [11] (0:14.09)
Average Speed [km/h]	52.0	63.8	61.7	58.6	58.2	56.4	51.0
Top Speed [km/h]	65.4	64.2	63.4	60.5	58.7	58.7	54.7
Avg. Dist. to Rail [m]	8.8	5.0	3.2	2.9	3.3	6.6	8.6
Avg. Stride Freq. [Hz]	2.2	2.3	2.3	2.2	2.2	2.2	2.1
Avg. Stride Length [m]	6.3	7.6	7.3	7.3	7.3	7.1	6.7



- [] Ranking at each section and finish
- .-.- No data available at this section
- NA No data available



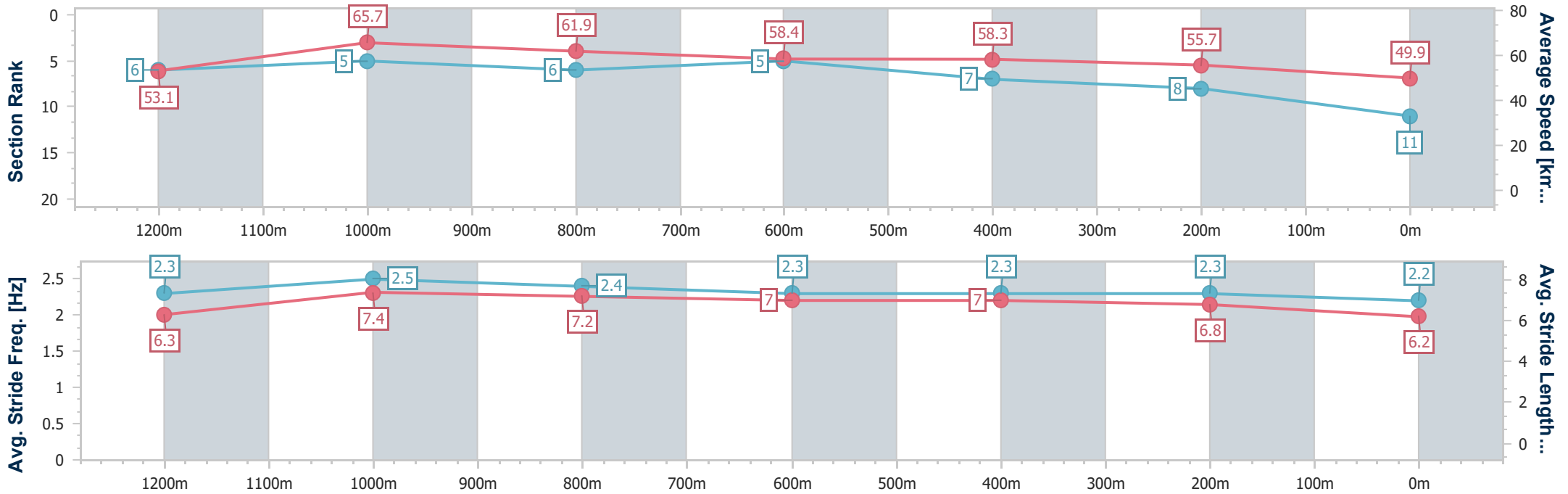
Horse/Jockey Name	Khant Quit
Final Rank	11
Fastest Section Time (Section)	0:10.94 (1200m)
Top Speed [km/h] (Section)	66.6 (1200m)
Race State	Finished



Sunshine Coast QLD Professional
 Race 1: Caloundra Power Boat Club Maiden Handicap - 1400m
 11 October 2024 - 17:11
 Track Rating: Heavy 9, Weather: Fine, Rail Position: +7m Entire



Section	Overall	1200m	1000m	800m	600m	400m	200m
Section Times	1:29.01 [11] (0:13.57)	1:15.44 [6] (0:10.94)	1:04.50 [5] (0:11.78)	0:52.72 [6] (0:12.65)	0:40.07 [5] (0:12.72)	0:27.35 [7] (0:12.92)	0:14.43 [8] (0:14.43)
Average Speed [km/h]	53.1	65.7	61.9	58.4	58.3	55.7	49.9
Top Speed [km/h]	66.4	66.6	64.3	59.2	59.2	57.4	53.5
Avg. Dist. to Rail [m]	12.9	6.2	4.9	4.1	5.2	6.2	6.9
Avg. Stride Freq. [Hz]	2.3	2.5	2.4	2.3	2.3	2.3	2.2
Avg. Stride Length [m]	6.3	7.4	7.2	7.0	7.0	6.8	6.2



- [] Ranking at each section and finish
- .-.- No data available at this section
- NA No data available



Horse/Jockey Name	Zephalong
Final Rank	12
Fastest Section Time (Section)	0:11.28 (1200m)
Top Speed [km/h] (Section)	65.2 (1200m)
Race State	Finished



Sunshine Coast QLD Professional

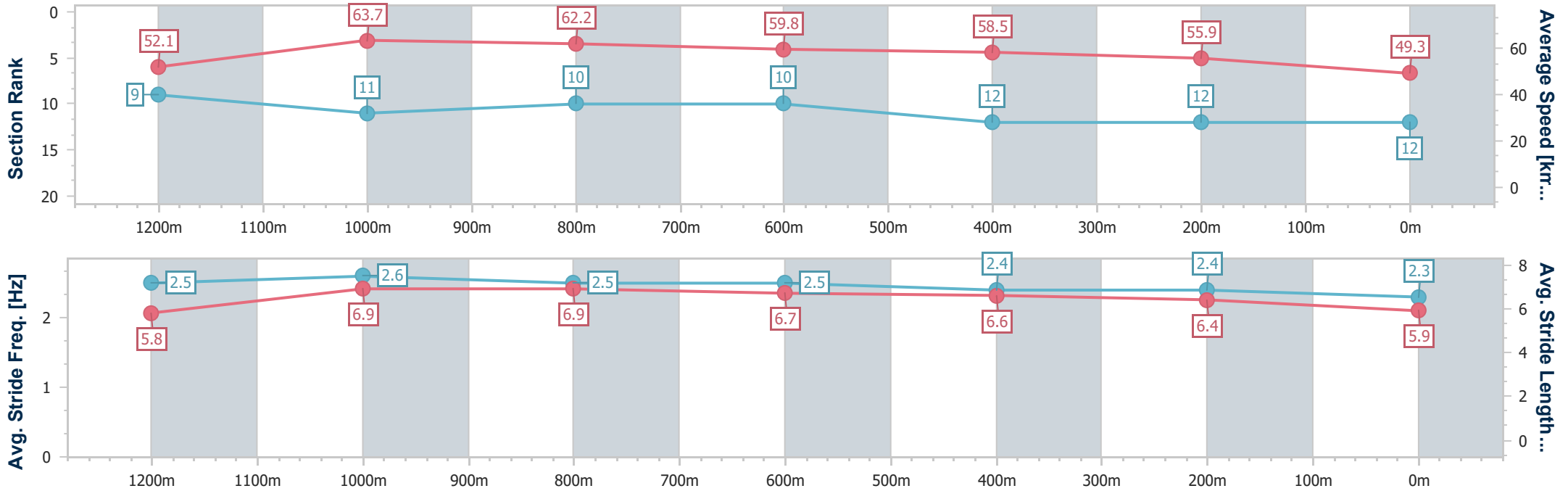
Race 1: Caloundra Power Boat Club Maiden Handicap - 1400m



11 October 2024 - 17:11

Track Rating: Heavy 9, Weather: Fine, Rail Position: +7m Entire

Section	Overall	1200m	1000m	800m	600m	400m	200m
Section Times	1:29.55 [12] (0:13.82)	1:15.73 [9] (0:11.28)	1:04.45 [11] (0:11.73)	0:52.72 [10] (0:12.50)	0:40.22 [10] (0:12.73)	0:27.49 [12] (0:12.88)	0:14.61 [12] (0:14.61)
Average Speed [km/h]	52.1	63.7	62.2	59.8	58.5	55.9	49.3
Top Speed [km/h]	64.3	65.2	63.9	60.8	60.4	56.9	54.8
Avg. Dist. to Rail [m]	10.2	6.7	5.4	6.1	6.3	8.8	8.7
Avg. Stride Freq. [Hz]	2.5	2.6	2.5	2.5	2.4	2.4	2.3
Avg. Stride Length [m]	5.8	6.9	6.9	6.7	6.6	6.4	5.9



- [] Ranking at each section and finish
- .-.- No data available at this section
- NA No data available



Horse/Jockey Name	Peterman
Final Rank	13
Fastest Section Time (Section)	0:10.84 (1200m)
Top Speed [km/h] (Section)	69.9 (Overall)
Race State	Finished



Sunshine Coast QLD Professional

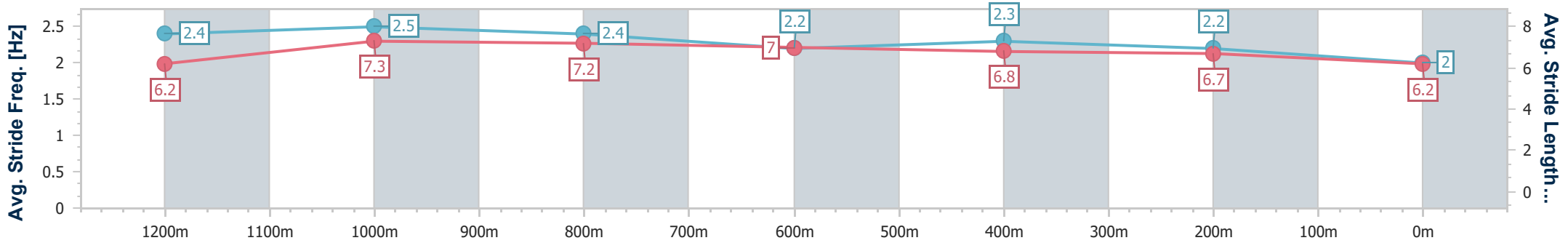
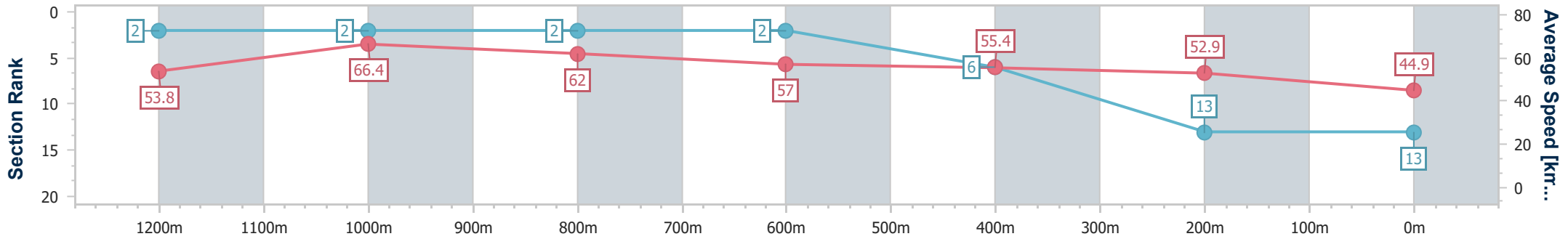
Race 1: Caloundra Power Boat Club Maiden Handicap - 1400m



11 October 2024 - 17:11

Track Rating: Heavy 9, Weather: Fine, Rail Position: +7m Entire

Section	Overall	1200m	1000m	800m	600m	400m	200m
Section Times	1:31.23 [13] (0:13.40)	1:17.83 [2] (0:10.84)	1:06.99 [2] (0:11.67)	0:55.32 [2] (0:12.69)	0:42.63 [2] (0:13.02)	0:29.61 [6] (0:13.61)	0:16.00 [13] (0:16.00)
Average Speed [km/h]	53.8	66.4	62.0	57.0	55.4	52.9	44.9
Top Speed [km/h]	69.9	68.2	63.7	59.2	56.3	54.5	49.4
Avg. Dist. to Rail [m]	12.2	6.9	3.4	0.7	0.2	1.6	2.9
Avg. Stride Freq. [Hz]	2.4	2.5	2.4	2.2	2.3	2.2	2.0
Avg. Stride Length [m]	6.2	7.3	7.2	7.0	6.8	6.7	6.2



- [] Ranking at each section and finish
- .-.- No data available at this section
- NA No data available