



Aquis Park Gold Coast Poly QLD Professional

Race 7: TRADELINK: PLUMBING MADE EASY BM58 Handicap - 1540m

12 October 2024 - 16:55



Track Rating: Synthetic, Weather: Fine, Rail Position: True

Section		Field Times												
Rank	TAB	Horse/Jockey	Barrier	Top Speed [km/h]	Fastest Section	Overall	1400m	1200m	1000m	800m	600m	400m	Last 600m	Distance Travelled [m]
1	2	CHERBOURG Corey Sutherland	9	65.9	0:10.23	1:32.31 [1] (0:10.23)	1:22.08 [3] (0:11.13)	1:10.79 [4] (0:11.14)	0:59.60 [4] (0:11.73)	0:47.81 [4] (0:11.70)	0:36.12 [5] (0:11.81)	0:24.48 [4] (0:12.06)	0:36.12	
2	4	EXPOSITION Jade Hampson	12	67.3	0:10.17	1:32.32 [2] (0:10.17)	1:22.15 [2] (0:11.15)	1:11.00 [2] (0:11.09)	0:59.91 [2] (0:11.70)	0:48.21 [1] (0:11.70)	0:36.51 [1] (0:11.81)	0:24.70 [1] (0:12.12)	0:36.51	+3
3	1	CAPITAL BOSS Amy Graham	5	65.6	0:10.58	1:32.43 [3] (0:10.58)	1:21.85 [8] (0:11.36)	1:10.49 [8] (0:11.08)	0:59.41 [7] (0:11.61)	0:47.80 [6] (0:11.56)	0:36.24 [4] (0:11.48)	0:24.76 [2] (0:12.01)	0:36.24	+8
4	9	CASH ARTIST Rikki Jamieson	7	65.6	0:10.91	1:33.04 [4] (0:10.91)	1:22.13 [9] (0:11.38)	1:10.75 [9] (0:11.05)	0:59.70 [9] (0:11.58)	0:48.12 [8] (0:11.66)	0:36.46 [7] (0:11.75)	0:24.71 [7] (0:12.15)	0:36.46	-6
5	8	MRS GOSSIP Sean Cormack	8	65.5	0:10.34	1:33.12 [5] (0:10.34)	1:22.78 [5] (0:11.34)	1:11.44 [5] (0:11.14)	1:00.30 [5] (0:11.70)	0:48.60 [5] (0:11.73)	0:36.87 [6] (0:11.79)	0:25.08 [6] (0:12.29)	0:36.87	+4
6	5	PAPAL MISS Jackson Morris	4	64.2	0:11.25	1:33.68 [6] (0:11.34)	1:22.34 [10] (0:11.57)	1:10.77 [10] (0:11.25)	0:59.52 [10] (0:11.39)	0:48.13 [10] (0:11.56)	0:36.57 [10] (0:11.73)	0:24.84 [8] (0:12.26)	0:36.57	-9
7	3	BIRMINGHAM Dan McGillivray	3	65.8	0:10.26	1:33.99 [7] (0:10.26)	1:23.73 [4] (0:11.21)	1:12.52 [3] (0:11.22)	1:01.30 [3] (0:11.71)	0:49.59 [3] (0:11.66)	0:37.93 [3] (0:11.84)	0:26.09 [5] (0:12.57)	0:37.93	-7
8	12	SHOTGUN DIVA Nathan Thomas	6	66.3	0:10.11	1:34.17 [8] (0:10.11)	1:24.06 [1] (0:11.13)	1:12.93 [1] (0:11.14)	1:01.79 [1] (0:11.79)	0:50.00 [2] (0:11.68)	0:38.32 [2] (0:11.88)	0:26.44 [3] (0:12.74)	0:38.32	-3
9	10	CAMELOT STAR Jace McMurray	11	66.0	0:10.47	1:35.49 [9] (0:10.47)	1:25.02 [7] (0:11.47)	1:13.55 [7] (0:11.22)	1:02.33 [8] (0:11.77)	0:50.56 [9] (0:12.13)	0:38.43 [9] (0:12.28)	0:26.15 [9] (0:13.03)	0:38.43	+0
10	7	ITALIAN AWARD Yvette Lewis	1	65.1	0:10.44	1:41.33 [10] (0:10.44)	1:30.89 [6] (0:11.31)	1:19.58 [6] (0:11.17)	1:08.41 [6] (0:11.78)	0:56.63 [7] (0:12.20)	0:44.43 [8] (0:12.66)	0:31.77 [10] (0:14.42)	0:44.43	-9

Scratched: Rapid Dude (#11), Il Toro D'oro (#6)

[] Ranking at each section and finish
 -:-:- No data available at this section
 NA No data available

SCN Saddle cloth number
 DNF Did not finish
 DNT Did not track



Aquis Park Gold Coast Poly QLD Professional

Race 7: TRADELINK: PLUMBING MADE EASY BM58 Handicap - 1540m

12 October 2024 - 16:55



Track Rating: Synthetic, Weather: Fine, Rail Position: True

Section				200m				Last 600m	
Field Times				0:12.63 (0:12.63)				0:36.50	
Rank	TAB	Horse/Jockey	Barrier	Top Speed [km/h]	Fastest Section	Margin			Distance Travelled [m]
1	2	CHERBOURG Corey Sutherland	9	65.9 1400m	0:10.23 Overall	0:12.45 [3] (0:12.45)	1:32.31		0:36.12
2	4	EXPOSITION Jade Hampson	12	67.3 1400m	0:10.17 Overall	0:12.58 [2] (0:12.58)	0.1L		0:36.51 +3
3	1	CAPITAL BOSS Amy Graham	5	65.6 600m	0:10.58 Overall	0:12.75 [1] (0:12.75)	0.6L		0:36.24 +8
4	9	CASH ARTIST Rikki Jamieson	7	65.6 1200m	0:10.91 Overall	0:12.56 [7] (0:12.56)	4.1L		0:36.46 -6
5	8	MRS GOSSIP Sean Cormack	8	65.5 1400m	0:10.34 Overall	0:12.79 [4] (0:12.79)	4.5L		0:36.87 +4
6	5	PAPAL MISS Jackson Morris	4	64.2 1200m	0:11.25 1200m	0:12.58 [8] (0:12.58)	7.8L		0:36.57 -9
7	3	BIRMINGHAM Dan McGillivray	3	65.8 1200m	0:10.26 Overall	0:13.52 [5] (0:13.52)	9.6L		0:37.93 -7
8	12	SHOTGUN DIVA Nathan Thomas	6	66.3 1400m	0:10.11 Overall	0:13.70 [6] (0:13.70)	10.6L		0:38.32 -3
9	10	CAMELOT STAR Jace McMurray	11	66.0 1200m	0:10.47 Overall	0:13.12 [9] (0:13.12)	18.1L		0:38.43 +0
10	7	ITALIAN AWARD Yvette Lewis	1	65.1 1200m	0:10.44 Overall	0:17.35 [10] (0:17.35)	52.4L		0:44.43 -9

Scratched: Rapid Dude (#11), Il Toro D'oro (#6)

[] Ranking at each section and finish
 -:-:- No data available at this section
 NA No data available

SCN Saddle cloth number
 DNF Did not finish
 DNT Did not track



Horse/Jockey Name	Cherbourg
Final Rank	1
Fastest Section Time (Section)	0:10.23 (Overall)
Top Speed [km/h] (Section)	65.9 (1400m)
Race State	Finished



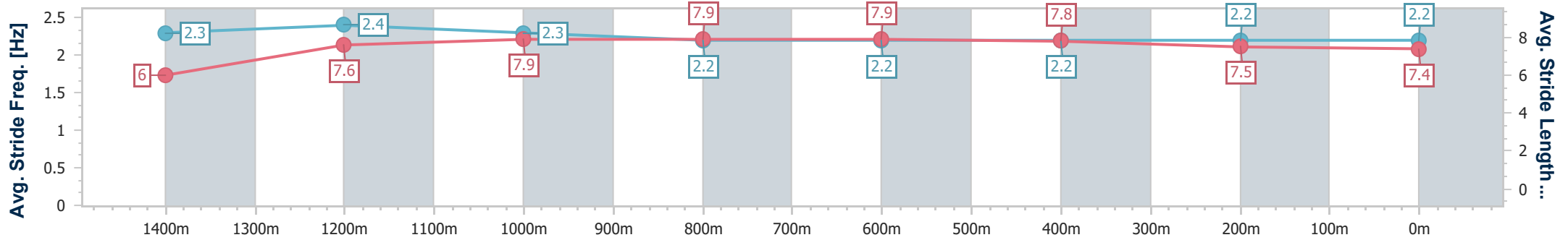
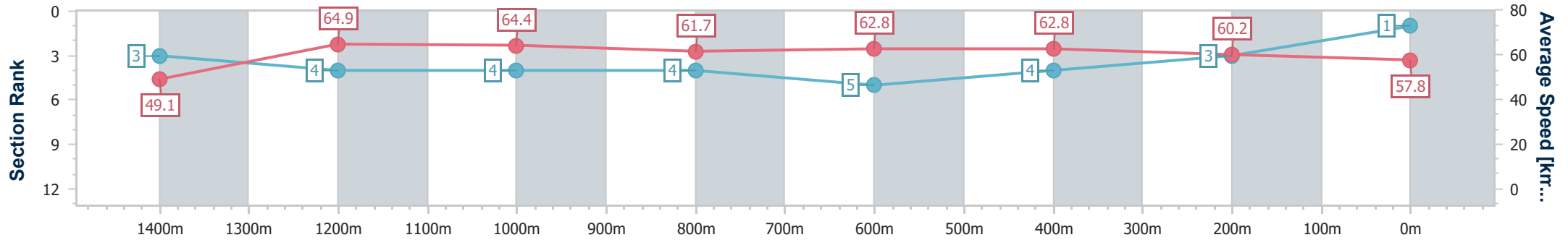
Aquis Park Gold Coast Poly QLD Professional
 Race 7: TRADELINK: PLUMBING MADE EASY BM58 Handicap - AQUIS PARK
 1540m



12 October 2024 - 16:55

Track Rating: Synthetic, Weather: Fine, Rail Position: True

Section	Overall	1400m	1200m	1000m	800m	600m	400m	200m
Section Times	1:32.31 [1] (0:10.23)	1:22.08 [3] (0:11.29)	1:10.79 [4] (0:11.19)	0:59.60 [4] (0:11.79)	0:47.81 [4] (0:11.69)	0:36.12 [5] (0:11.64)	0:24.48 [4] (0:12.03)	0:12.45 [3] (0:12.45)
Average Speed [km/h]	49.1	64.9	64.4	61.7	62.8	62.8	60.2	57.8
Top Speed [km/h]	64.2	65.9	65.6	63.1	64.8	65.0	61.0	59.2
Avg. Dist. to Rail [m]	6.7	2.2	3.9	3.3	3.2	3.2	4.8	7.9
Avg. Stride Freq. [Hz]	2.3	2.4	2.3	2.2	2.2	2.2	2.2	2.2
Avg. Stride Length [m]	6.0	7.6	7.9	7.9	7.9	7.8	7.5	7.4



- [] Ranking at each section and finish
- .-.- No data available at this section
- NA No data available



Horse/Jockey Name	Exposition
Final Rank	2
Fastest Section Time (Section)	0:10.17 (Overall)
Top Speed [km/h] (Section)	67.3 (1400m)
Race State	Finished



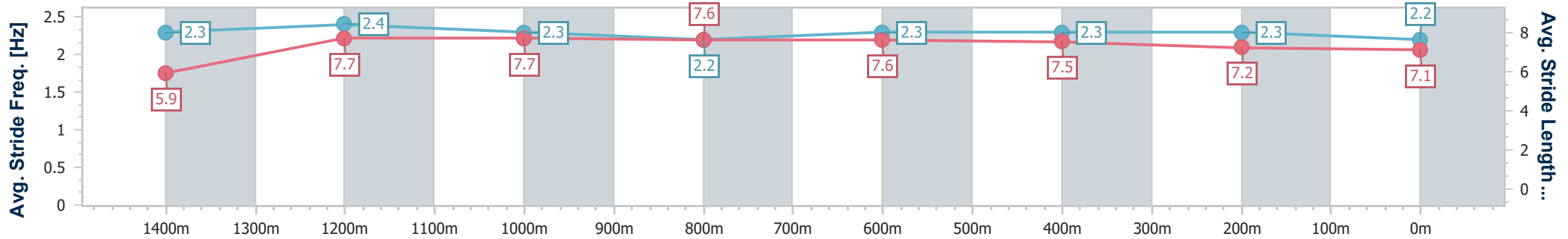
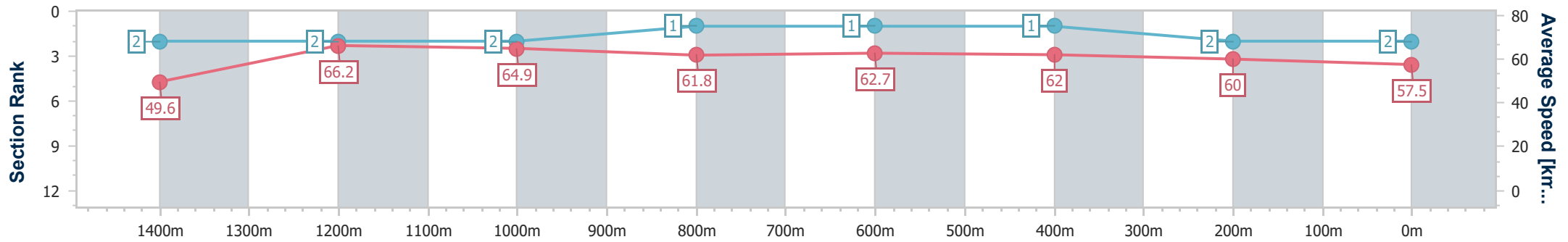
Aquis Park Gold Coast Poly QLD Professional
 Race 7: TRADELINK: PLUMBING MADE EASY BM58 Handicap - AQUIS PARK
 1540m



12 October 2024 - 16:55

Track Rating: Synthetic, Weather: Fine, Rail Position: True

Section	Overall	1400m	1200m	1000m	800m	600m	400m	200m
Section Times	1:32.32 [2] (0:10.17)	1:22.15 [2] (0:11.15)	1:11.00 [2] (0:11.09)	0:59.91 [2] (0:11.70)	0:48.21 [1] (0:11.70)	0:36.51 [1] (0:11.81)	0:24.70 [1] (0:12.12)	0:12.58 [2] (0:12.58)
Average Speed [km/h]	49.6	66.2	64.9	61.8	62.7	62.0	60.0	57.5
Top Speed [km/h]	64.2	67.3	66.3	62.9	63.1	63.0	60.9	60.2
Avg. Dist. to Rail [m]	8.2	3.0	3.2	2.1	3.2	3.8	4.3	6.8
Avg. Stride Freq. [Hz]	2.3	2.4	2.3	2.2	2.3	2.3	2.3	2.2
Avg. Stride Length [m]	5.9	7.7	7.7	7.6	7.6	7.5	7.2	7.1



- [] Ranking at each section and finish
- .-.- No data available at this section
- NA No data available



Horse/Jockey Name	Capital Boss
Final Rank	3
Fastest Section Time (Section)	0:10.58 (Overall)
Top Speed [km/h] (Section)	65.6 (600m)
Race State	Finished



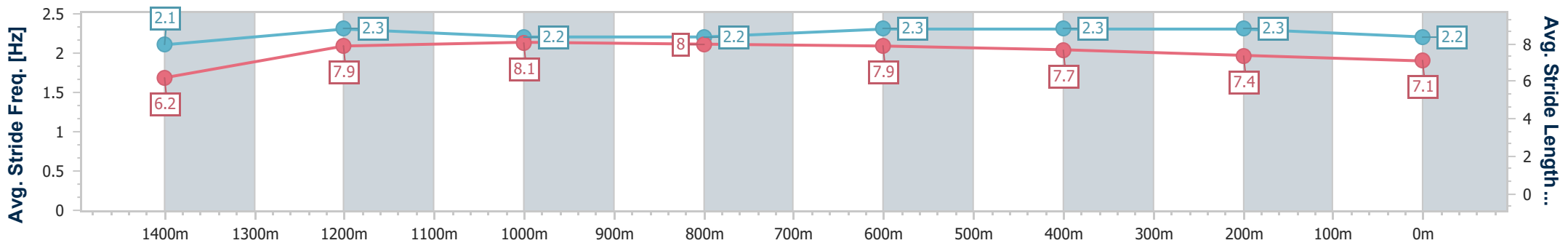
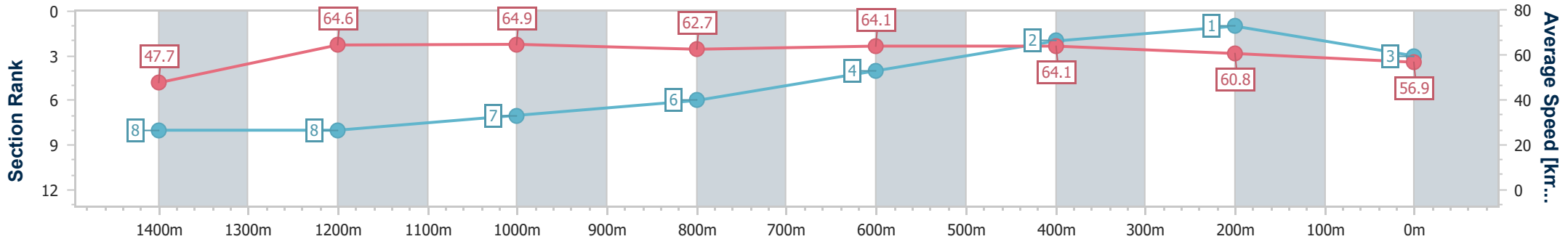
Aquis Park Gold Coast Poly QLD Professional
 Race 7: TRADELINK: PLUMBING MADE EASY BM58 Handicap - AQUIS PARK
 1540m



12 October 2024 - 16:55

Track Rating: Synthetic, Weather: Fine, Rail Position: True

Section	Overall	1400m	1200m	1000m	800m	600m	400m	200m
Section Times	1:32.43 [3] (0:10.58)	1:21.85 [8] (0:11.36)	1:10.49 [8] (0:11.08)	0:59.41 [7] (0:11.61)	0:47.80 [6] (0:11.56)	0:36.24 [4] (0:11.48)	0:24.76 [2] (0:12.01)	0:12.75 [1] (0:12.75)
Average Speed [km/h]	47.7	64.6	64.9	62.7	64.1	64.1	60.8	56.9
Top Speed [km/h]	62.7	65.5	65.4	65.1	64.9	65.6	62.0	58.9
Avg. Dist. to Rail [m]	4.8	2.1	2.9	3.5	5.2	5.0	6.4	10.0
Avg. Stride Freq. [Hz]	2.1	2.3	2.2	2.2	2.3	2.3	2.3	2.2
Avg. Stride Length [m]	6.2	7.9	8.1	8.0	7.9	7.7	7.4	7.1



- [] Ranking at each section and finish
- .-.- No data available at this section
- NA No data available



Horse/Jockey Name	Cash Artist
Final Rank	4
Fastest Section Time (Section)	0:10.91 (Overall)
Top Speed [km/h] (Section)	65.6 (1200m)
Race State	Finished



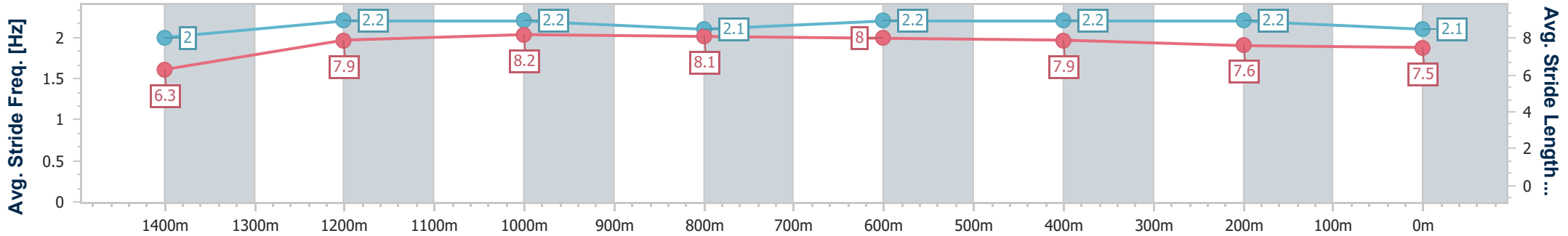
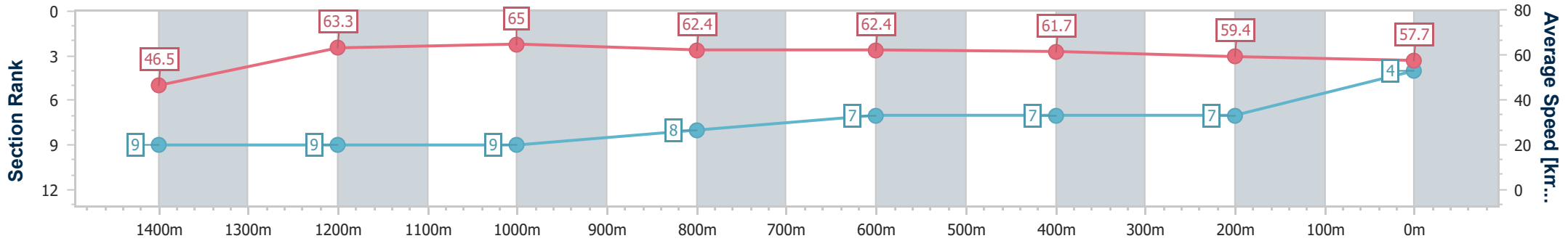
Aquis Park Gold Coast Poly QLD Professional
 Race 7: TRADELINK: PLUMBING MADE EASY BM58 Handicap - 1540m



12 October 2024 - 16:55

Track Rating: Synthetic, Weather: Fine, Rail Position: True

Section	Overall	1400m	1200m	1000m	800m	600m	400m	200m
Section Times	1:33.04 [4] (0:10.91)	1:22.13 [9] (0:11.38)	1:10.75 [9] (0:11.05)	0:59.70 [9] (0:11.58)	0:48.12 [8] (0:11.66)	0:36.46 [7] (0:11.75)	0:24.71 [7] (0:12.15)	0:12.56 [7] (0:12.56)
Average Speed [km/h]	46.5	63.3	65.0	62.4	62.4	61.7	59.4	57.7
Top Speed [km/h]	61.4	65.0	65.6	64.1	63.0	63.3	60.1	59.8
Avg. Dist. to Rail [m]	4.9	0.4	1.7	1.5	1.7	1.7	2.1	4.7
Avg. Stride Freq. [Hz]	2.0	2.2	2.2	2.1	2.2	2.2	2.2	2.1
Avg. Stride Length [m]	6.3	7.9	8.2	8.1	8.0	7.9	7.6	7.5



- [] Ranking at each section and finish
- .-.- No data available at this section
- NA No data available



Horse/Jockey Name	Mrs Gossip
Final Rank	5
Fastest Section Time (Section)	0:10.34 (Overall)
Top Speed [km/h] (Section)	65.5 (1400m)
Race State	Finished



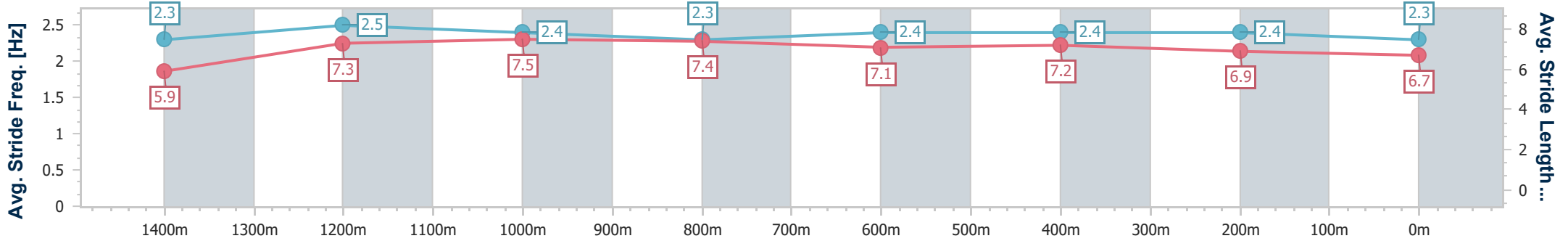
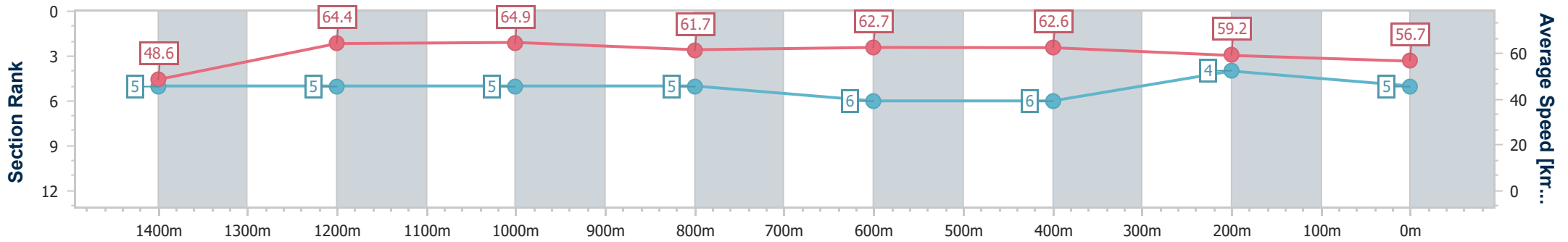
Aquis Park Gold Coast Poly QLD Professional
 Race 7: TRADELINK: PLUMBING MADE EASY BM58 Handicap - AQUIS PARK
 1540m



12 October 2024 - 16:55

Track Rating: Synthetic, Weather: Fine, Rail Position: True

Section	Overall	1400m	1200m	1000m	800m	600m	400m	200m
Section Times	1:33.12 [5] (0:10.34)	1:22.78 [5] (0:11.34)	1:11.44 [5] (0:11.14)	1:00.30 [5] (0:11.70)	0:48.60 [5] (0:11.73)	0:36.87 [6] (0:11.79)	0:25.08 [6] (0:12.29)	0:12.79 [4] (0:12.79)
Average Speed [km/h]	48.6	64.4	64.9	61.7	62.7	62.6	59.2	56.7
Top Speed [km/h]	64.0	65.5	65.1	63.6	64.7	65.4	60.9	58.1
Avg. Dist. to Rail [m]	5.9	2.0	2.3	1.8	3.8	4.9	5.9	7.4
Avg. Stride Freq. [Hz]	2.3	2.5	2.4	2.3	2.4	2.4	2.4	2.3
Avg. Stride Length [m]	5.9	7.3	7.5	7.4	7.1	7.2	6.9	6.7



- [] Ranking at each section and finish
- .-.- No data available at this section
- NA No data available



Horse/Jockey Name	Papal Miss
Final Rank	6
Fastest Section Time (Section)	0:11.25 (1200m)
Top Speed [km/h] (Section)	64.2 (1200m)
Race State	Finished



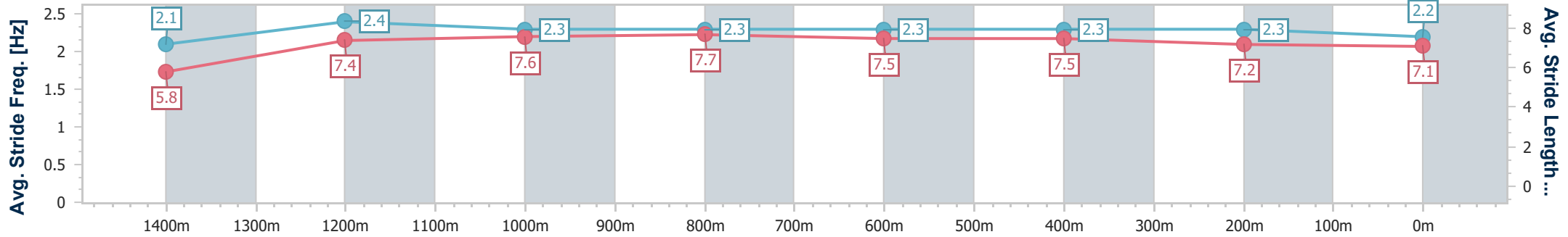
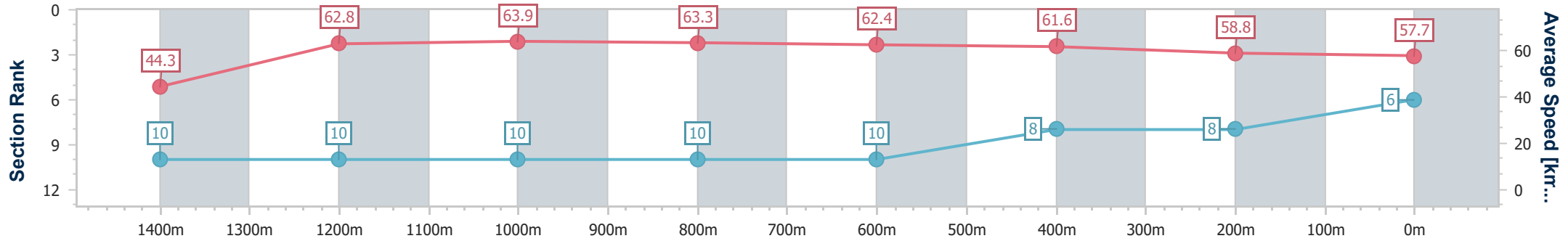
Aquis Park Gold Coast Poly QLD Professional
 Race 7: TRADELINK: PLUMBING MADE EASY BM58 Handicap - AQUIS PARK
 1540m



12 October 2024 - 16:55

Track Rating: Synthetic, Weather: Fine, Rail Position: True

Section	Overall	1400m	1200m	1000m	800m	600m	400m	200m
Section Times	1:33.68 [6] (0:11.34)	1:22.34 [10] (0:11.57)	1:10.77 [10] (0:11.25)	0:59.52 [10] (0:11.39)	0:48.13 [10] (0:11.56)	0:36.57 [10] (0:11.73)	0:24.84 [8] (0:12.26)	0:12.58 [8] (0:12.58)
Average Speed [km/h]	44.3	62.8	63.9	63.3	62.4	61.6	58.8	57.7
Top Speed [km/h]	60.8	63.9	64.2	63.8	63.2	63.3	59.2	58.9
Avg. Dist. to Rail [m]	2.6	0.7	1.5	1.0	0.7	0.8	1.0	2.4
Avg. Stride Freq. [Hz]	2.1	2.4	2.3	2.3	2.3	2.3	2.3	2.2
Avg. Stride Length [m]	5.8	7.4	7.6	7.7	7.5	7.5	7.2	7.1



- [] Ranking at each section and finish
- .-.- No data available at this section
- NA No data available



Horse/Jockey Name	Birmingham
Final Rank	7
Fastest Section Time (Section)	0:10.26 (Overall)
Top Speed [km/h] (Section)	65.8 (1200m)
Race State	Finished



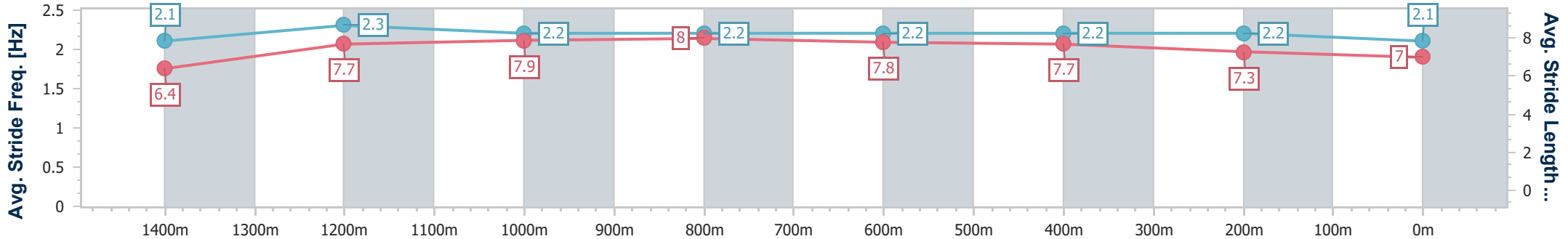
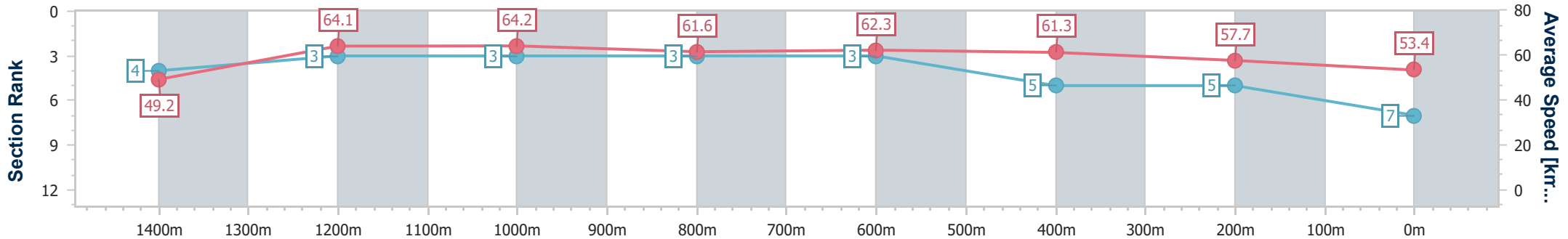
Aquis Park Gold Coast Poly QLD Professional
 Race 7: TRADELINK: PLUMBING MADE EASY BM58 Handicap - AQUIS PARK
 1540m



12 October 2024 - 16:55

Track Rating: Synthetic, Weather: Fine, Rail Position: True

Section	Overall	1400m	1200m	1000m	800m	600m	400m	200m
Section Times	1:33.99 [7] (0:10.26)	1:23.73 [4] (0:11.21)	1:12.52 [3] (0:11.22)	1:01.30 [3] (0:11.71)	0:49.59 [3] (0:11.66)	0:37.93 [3] (0:11.84)	0:26.09 [5] (0:12.57)	0:13.52 [5] (0:13.52)
Average Speed [km/h]	49.2	64.1	64.2	61.6	62.3	61.3	57.7	53.4
Top Speed [km/h]	64.3	65.2	65.8	63.5	63.1	63.1	58.5	56.2
Avg. Dist. to Rail [m]	2.8	0.1	1.0	1.0	1.3	2.1	2.9	5.1
Avg. Stride Freq. [Hz]	2.1	2.3	2.2	2.2	2.2	2.2	2.2	2.1
Avg. Stride Length [m]	6.4	7.7	7.9	8.0	7.8	7.7	7.3	7.0



- [] Ranking at each section and finish
- .-.- No data available at this section
- NA No data available



Horse/Jockey Name	Shotgun Diva
Final Rank	8
Fastest Section Time (Section)	0:10.11 (Overall)
Top Speed [km/h] (Section)	66.3 (1400m)
Race State	Finished



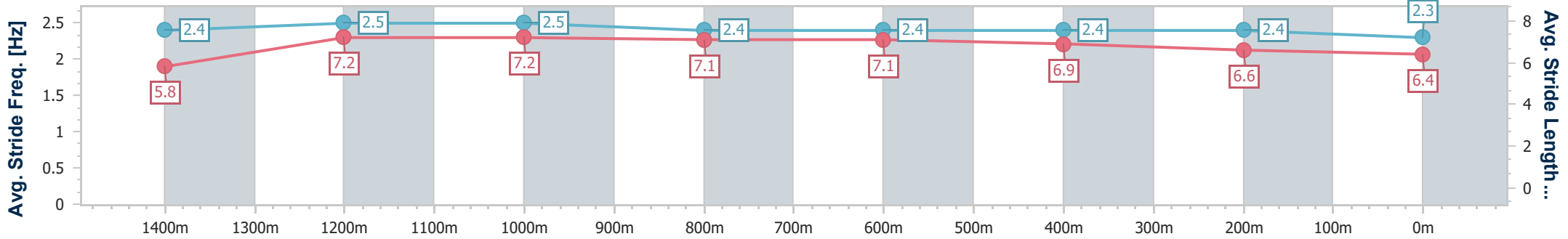
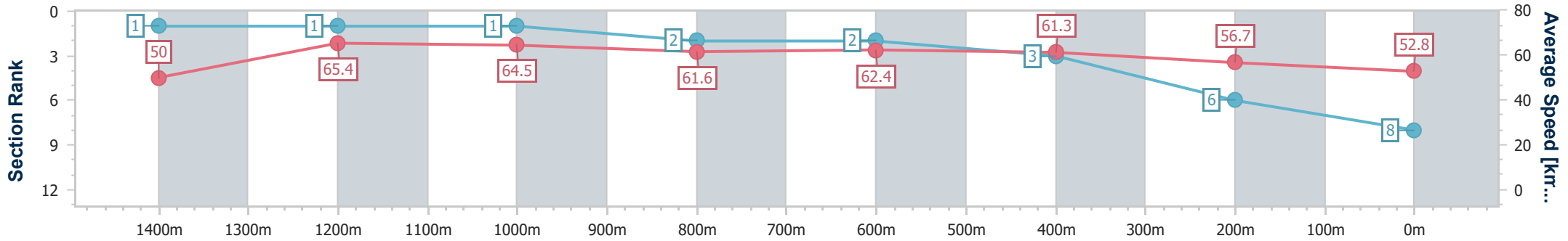
Aquis Park Gold Coast Poly QLD Professional
 Race 7: TRADELINK: PLUMBING MADE EASY BM58 Handicap - 1540m



12 October 2024 - 16:55

Track Rating: Synthetic, Weather: Fine, Rail Position: True

Section	Overall	1400m	1200m	1000m	800m	600m	400m	200m
Section Times	1:34.17 [8] (0:10.11)	1:24.06 [1] (0:11.13)	1:12.93 [1] (0:11.14)	1:01.79 [1] (0:11.79)	0:50.00 [2] (0:11.68)	0:38.32 [2] (0:11.88)	0:26.44 [3] (0:12.74)	0:13.70 [6] (0:13.70)
Average Speed [km/h]	50.0	65.4	64.5	61.6	62.4	61.3	56.7	52.8
Top Speed [km/h]	65.0	66.3	65.1	63.1	63.7	63.7	58.8	55.0
Avg. Dist. to Rail [m]	4.9	1.6	3.1	2.3	2.4	2.7	1.7	1.7
Avg. Stride Freq. [Hz]	2.4	2.5	2.5	2.4	2.4	2.4	2.4	2.3
Avg. Stride Length [m]	5.8	7.2	7.2	7.1	7.1	6.9	6.6	6.4



- [] Ranking at each section and finish
- .-.- No data available at this section
- NA No data available



Horse/Jockey Name	Camelot Star
Final Rank	9
Fastest Section Time (Section)	0:10.47 (Overall)
Top Speed [km/h] (Section)	66.0 (1200m)
Race State	Finished



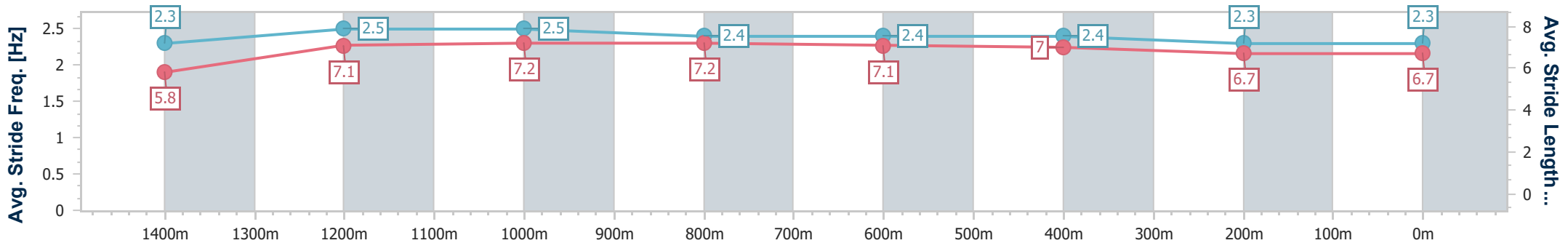
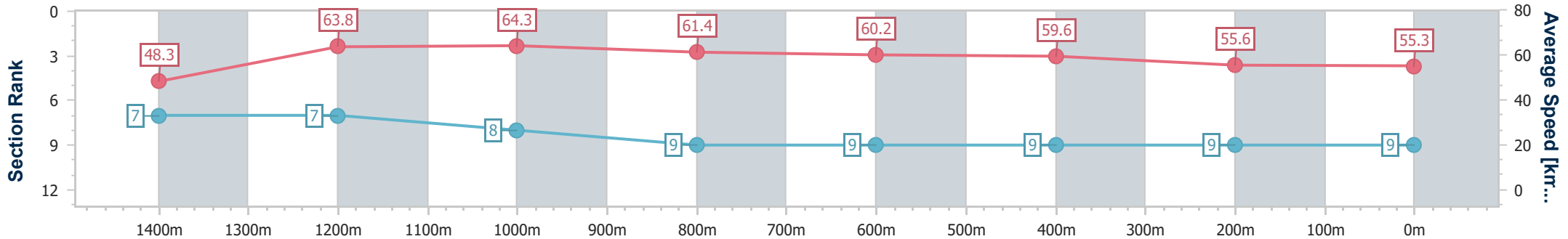
Aquis Park Gold Coast Poly QLD Professional
 Race 7: TRADELINK: PLUMBING MADE EASY BM58 Handicap - 1540m



12 October 2024 - 16:55

Track Rating: Synthetic, Weather: Fine, Rail Position: True

Section	Overall	1400m	1200m	1000m	800m	600m	400m	200m
Section Times	1:35.49 [9] (0:10.47)	1:25.02 [7] (0:11.47)	1:13.55 [7] (0:11.22)	1:02.33 [8] (0:11.77)	0:50.56 [9] (0:12.13)	0:38.43 [9] (0:12.28)	0:26.15 [9] (0:13.03)	0:13.12 [9] (0:13.12)
Average Speed [km/h]	48.3	63.8	64.3	61.4	60.2	59.6	55.6	55.3
Top Speed [km/h]	62.9	64.4	66.0	63.5	61.4	61.9	57.8	58.2
Avg. Dist. to Rail [m]	7.9	2.0	2.2	1.7	2.5	3.5	4.3	5.4
Avg. Stride Freq. [Hz]	2.3	2.5	2.5	2.4	2.4	2.4	2.3	2.3
Avg. Stride Length [m]	5.8	7.1	7.2	7.2	7.1	7.0	6.7	6.7



- [] Ranking at each section and finish
- .-.- No data available at this section
- NA No data available



Horse/Jockey Name	Italian Award
Final Rank	10
Fastest Section Time (Section)	0:10.44 (Overall)
Top Speed [km/h] (Section)	65.1 (1200m)
Race State	Finished



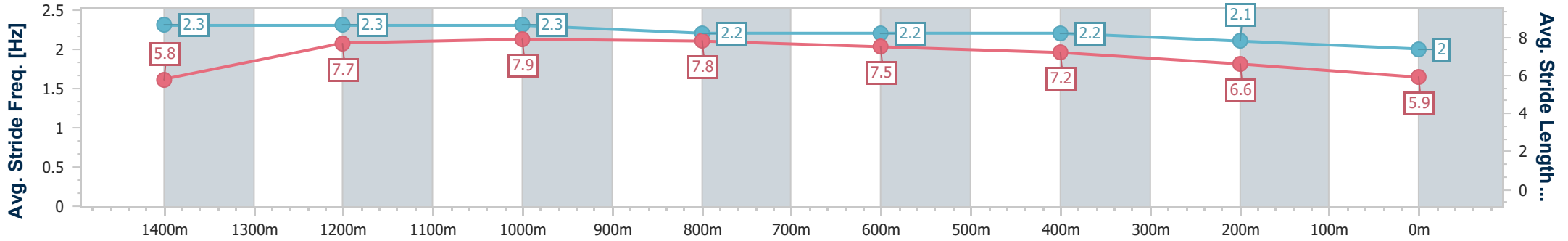
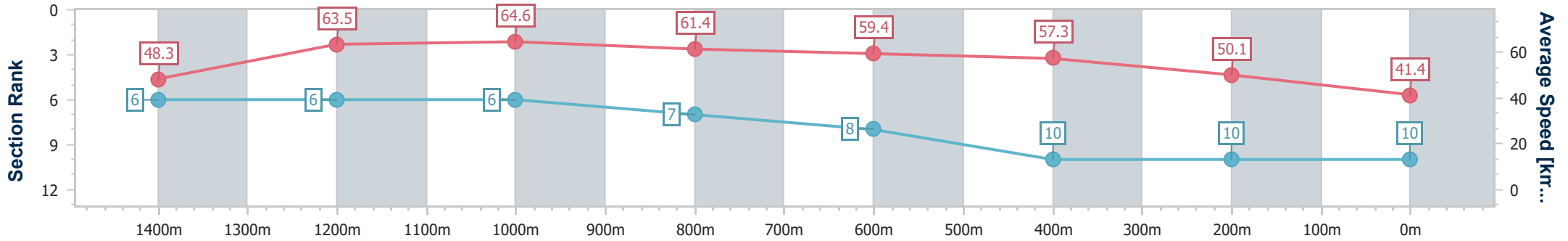
Aquis Park Gold Coast Poly QLD Professional
 Race 7: TRADELINK: PLUMBING MADE EASY BM58 Handicap - AQUIS PARK
 1540m



12 October 2024 - 16:55

Track Rating: Synthetic, Weather: Fine, Rail Position: True

Section	Overall	1400m	1200m	1000m	800m	600m	400m	200m
Section Times	1:41.33 [10] (0:10.44)	1:30.89 [6] (0:11.31)	1:19.58 [6] (0:11.17)	1:08.41 [6] (0:11.78)	0:56.63 [7] (0:12.20)	0:44.43 [8] (0:12.66)	0:31.77 [10] (0:14.42)	0:17.35 [10] (0:17.35)
Average Speed [km/h]	48.3	63.5	64.6	61.4	59.4	57.3	50.1	41.4
Top Speed [km/h]	64.1	64.1	65.1	63.2	60.2	60.4	53.8	45.2
Avg. Dist. to Rail [m]	1.8	0.4	0.4	1.3	1.5	1.7	2.0	2.9
Avg. Stride Freq. [Hz]	2.3	2.3	2.3	2.2	2.2	2.2	2.1	2.0
Avg. Stride Length [m]	5.8	7.7	7.9	7.8	7.5	7.2	6.6	5.9



- [] Ranking at each section and finish
- .-.- No data available at this section
- NA No data available