



Eagle Farm QLD Professional

Race 2: Nova 106.9 BM78 Handicap - 1820m

12 October 2024 - 12:19



BRISBANE
RACING CLUB

Track Rating: Good 4, Weather: Fine, Rail Position: +4m Entire

Section		Field Times												
Overall	1600m	1400m	1200m	1000m	800m	600m	Last 600m							
1:49.48 (0:15.24)	1:34.24 (0:11.15)	1:23.09 (0:11.44)	1:11.65 (0:11.64)	1:00.01 (0:11.99)	0:48.02 (0:12.03)	0:35.99 (0:11.82)	0:35.99							
Rank	TAB	Horse/Jockey	Barrier	Top Speed [km/h]	Fastest Section								Distance Travelled [m]	
1	4	HYDE Dan McGillivray	2	66.2	0:11.18	1:49.48 [1] (0:15.53)	1:33.95 [6] (0:11.18)	1:22.77 [5] (0:11.38)	1:11.39 [4] (0:11.79)	0:59.60 [4] (0:11.90)	0:47.70 [4] (0:12.03)	0:35.67 [4] (0:11.80)	0:35.67	
2	1	WAIRERE FALLS Jasper Franklin	1	65.0	0:11.31	1:49.54 [2] (0:15.90)	1:33.64 [8] (0:11.31)	1:22.33 [8] (0:11.40)	1:10.93 [8] (0:11.80)	0:59.13 [7] (0:11.80)	0:47.33 [7] (0:11.76)	0:35.57 [6] (0:11.69)	0:35.57	+1
3	5	MENAZZI Emily Lang	10	68.4	0:11.16	1:49.80 [3] (0:15.38)	1:34.42 [2] (0:11.16)	1:23.26 [3] (0:11.50)	1:11.76 [3] (0:11.43)	1:00.33 [1] (0:11.99)	0:48.34 [1] (0:12.03)	0:36.31 [1] (0:11.82)	0:36.31	+11
4	2	AWASH Cody Collis	4	65.1	0:11.32	1:50.09 [4] (0:15.47)	1:34.62 [4] (0:11.32)	1:23.30 [6] (0:11.53)	1:11.77 [6] (0:11.92)	0:59.85 [6] (0:11.93)	0:47.92 [6] (0:11.88)	0:36.04 [8] (0:11.71)	0:36.04	+12
5	10	SUPER CHILLED Andrew Mallyon	5	65.0	0:11.30	1:50.12 [5] (0:15.74)	1:34.38 [7] (0:11.30)	1:23.08 [7] (0:11.52)	1:11.56 [7] (0:11.99)	0:59.57 [8] (0:11.77)	0:47.80 [8] (0:11.68)	0:36.12 [7] (0:11.84)	0:36.12	+11
6	7	COUP DE TONNERRE Robbie Dolan	7	65.1	0:11.33	1:50.42 [6] (0:16.34)	1:34.08 [10] (0:11.33)	1:22.75 [10] (0:11.38)	1:11.37 [10] (0:11.87)	0:59.50 [10] (0:11.67)	0:47.83 [10] (0:11.73)	0:36.10 [10] (0:11.58)	0:36.10	+5
7	9	ROLLER COASTER Jag Guthmann-Chester	9	65.8	0:11.17	1:50.47 [7] (0:16.33)	1:34.14 [9] (0:11.17)	1:22.97 [9] (0:11.38)	1:11.59 [9] (0:11.91)	0:59.68 [9] (0:11.77)	0:47.91 [9] (0:11.58)	0:36.33 [9] (0:11.71)	0:36.33	+8
8	8	PENTITO Cejay Graham	8	66.6	0:11.11	1:50.70 [8] (0:15.39)	1:35.31 [3] (0:11.11)	1:24.20 [2] (0:11.42)	1:12.78 [2] (0:11.77)	1:01.01 [3] (0:11.98)	0:49.03 [3] (0:12.08)	0:36.95 [3] (0:11.90)	0:36.95	+14
9	6	FLEUR DU MONDE James Orman	6	66.8	0:11.16	1:51.21 [9] (0:15.51)	1:35.70 [5] (0:11.16)	1:24.54 [4] (0:11.56)	1:12.98 [5] (0:11.80)	1:01.18 [5] (0:11.84)	0:49.34 [5] (0:12.08)	0:37.26 [5] (0:11.83)	0:37.26	+9
10	3	APPLICATIONS Boris Thornton	3	65.7	0:11.15	1:51.74 [10] (0:15.24)	1:36.50 [1] (0:11.15)	1:25.35 [1] (0:11.44)	1:13.91 [1] (0:11.83)	1:02.08 [2] (0:11.93)	0:50.15 [2] (0:12.05)	0:38.10 [2] (0:11.93)	0:38.10	+6

Scratched: Sokudo (#11)

[] Ranking at each section and finish
 -:-:- No data available at this section
 NA No data available

SCN Saddle cloth number
 DNF Did not finish
 DNT Did not track



Eagle Farm QLD Professional

Race 2: Nova 106.9 BM78 Handicap - 1820m

12 October 2024 - 12:19



BRISBANE
RACING CLUB

Track Rating: Good 4, Weather: Fine, Rail Position: +4m Entire

Section				400m	200m			Last 600m			
Field Times				0:24.17 (0:11.83)	0:12.34 (0:12.34)			0:35.99			
Rank	TAB	Horse/Jockey	Barrier	Top Speed [km/h]	Fastest Section	Margin				Distance Travelled [m]	
1	4	HYDE Dan McGillivray	2	66.2 Overall	0:11.18 1600m	0:23.87 [3] (0:11.53)	0:12.34 [1] (0:12.34)	1:49.48		0:35.67	
2	1	WAIRERE FALLS Jasper Franklin	1	65.0 1600m	0:11.31 1600m	0:23.88 [5] (0:11.64)	0:12.24 [3] (0:12.24)	0.35L		0:35.57	+1
3	5	MENAZZI Emily Lang	10	68.4 Overall	0:11.16 1600m	0:24.49 [1] (0:11.88)	0:12.61 [2] (0:12.61)	1.86L		0:36.31	+11
4	2	AWASH Cody Collis	4	65.1 1600m	0:11.32 1600m	0:24.33 [6] (0:11.77)	0:12.56 [5] (0:12.56)	3.55L		0:36.04	+12
5	10	SUPER CHILLED Andrew Mallyon	5	65.0 1600m	0:11.30 1600m	0:24.28 [8] (0:11.67)	0:12.61 [4] (0:12.61)	3.77L		0:36.12	+11
6	7	COUP DE TONNERRE Robbie Dolan	7	65.1 1600m	0:11.33 1600m	0:24.52 [10] (0:12.01)	0:12.51 [10] (0:12.51)	5.52L		0:36.10	+5
7	9	ROLLER COASTER Jag Guthmann-Chester	9	65.8 1600m	0:11.17 1600m	0:24.62 [9] (0:11.97)	0:12.65 [7] (0:12.65)	5.79L		0:36.33	+8
8	8	PENTITO Cejay Graham	8	66.6 1600m	0:11.11 1600m	0:25.05 [4] (0:12.16)	0:12.89 [6] (0:12.89)	7.14L		0:36.95	+14
9	6	FLEUR DU MONDE James Orman	6	66.8 Overall	0:11.16 1600m	0:25.43 [7] (0:12.08)	0:13.35 [8] (0:13.35)	10.14L		0:37.26	+9
10	3	APPLICATIONS Boris Thornton	3	65.7 1600m	0:11.15 1600m	0:26.17 [2] (0:12.33)	0:13.84 [9] (0:13.84)	13.25L		0:38.10	+6

Scratched: Sokudo (#11)

Report Created: Sat 12 October 2024 12:36 GMT+1 (Note: Timing is based on position data)

Page 2/12

[] Ranking at each section and finish
 -:-:- No data available at this section
 NA No data available

SCN Saddle cloth number
 DNF Did not finish
 DNT Did not track

data processed by  TRIPLESDATA



Horse/Jockey Name	Hyde
Final Rank	1
Fastest Section Time (Section)	0:11.18 (1600m)
Top Speed [km/h] (Section)	66.2 (Overall)
Race State	Finished



Eagle Farm QLD Professional

Race 2: Nova 106.9 BM78 Handicap - 1820m

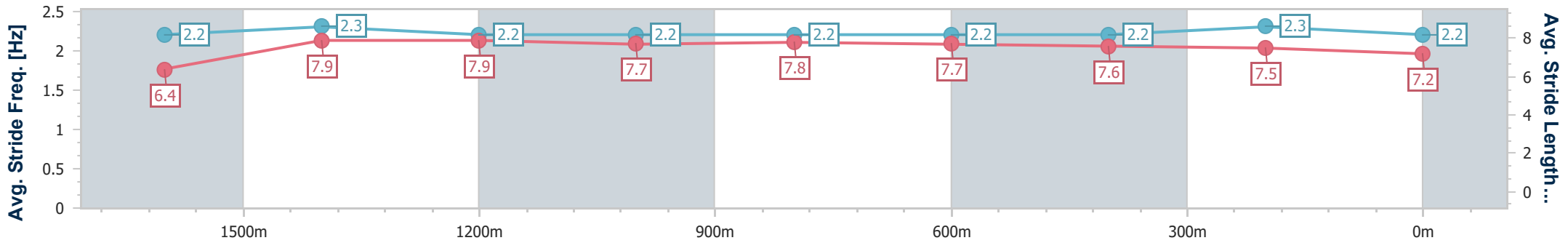
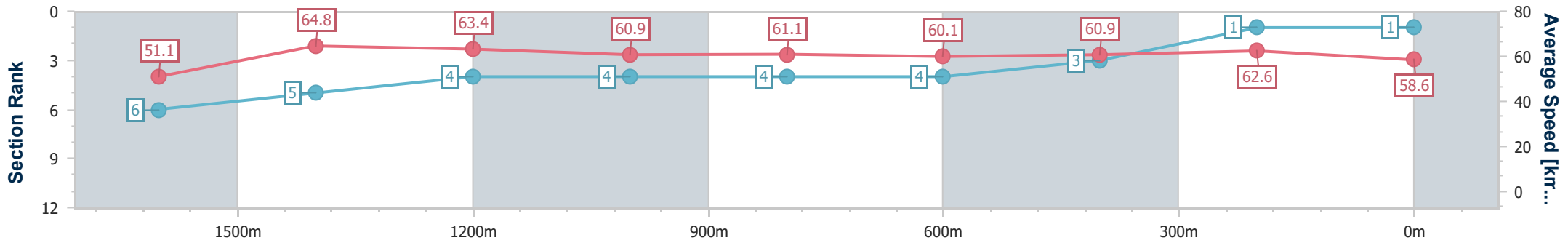
12 October 2024 - 12:19

Track Rating: Good 4, Weather: Fine, Rail Position: +4m Entire



BRISBANE RACING CLUB

Section	Overall	1600m	1400m	1200m	1000m	800m	600m	400m	200m
Section Times	1:49.48 [1] (0:15.53)	1:33.95 [6] (0:11.18)	1:22.77 [5] (0:11.38)	1:11.39 [4] (0:11.79)	0:59.60 [4] (0:11.90)	0:47.70 [4] (0:12.03)	0:35.67 [4] (0:11.80)	0:23.87 [3] (0:11.53)	0:12.34 [1] (0:12.34)
Average Speed [km/h]	51.1	64.8	63.4	60.9	61.1	60.1	60.9	62.6	58.6
Top Speed [km/h]	66.2	65.5	64.3	61.7	62.2	60.9	62.2	63.8	61.2
Avg. Dist. to Rail [m]	3.1	1.4	1.6	2.1	1.9	0.8	0.8	1.2	2.2
Avg. Stride Freq. [Hz]	2.2	2.3	2.2	2.2	2.2	2.2	2.2	2.3	2.2
Avg. Stride Length [m]	6.4	7.9	7.9	7.7	7.8	7.7	7.6	7.5	7.2



- [] Ranking at each section and finish
- .-.- No data available at this section
- NA No data available



Horse/Jockey Name	Wairere Falls
Final Rank	2
Fastest Section Time (Section)	0:11.31 (1600m)
Top Speed [km/h] (Section)	65.0 (1600m)
Race State	Finished



Eagle Farm QLD Professional

Race 2: Nova 106.9 BM78 Handicap - 1820m

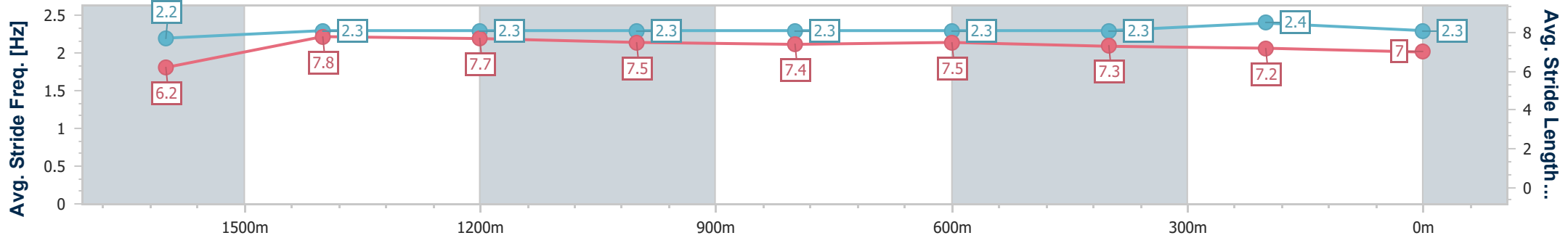
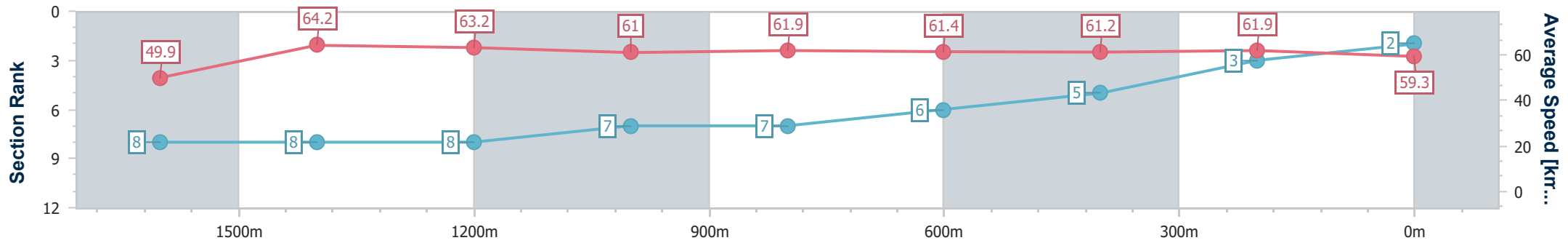
12 October 2024 - 12:19

Track Rating: Good 4, Weather: Fine, Rail Position: +4m Entire



BRISBANE RACING CLUB

Section	Overall	1600m	1400m	1200m	1000m	800m	600m	400m	200m
Section Times	1:49.54 [2] (0:15.90)	1:33.64 [8] (0:11.31)	1:22.33 [8] (0:11.40)	1:10.93 [8] (0:11.80)	0:59.13 [7] (0:11.80)	0:47.33 [7] (0:11.76)	0:35.57 [6] (0:11.69)	0:23.88 [5] (0:11.64)	0:12.24 [3] (0:12.24)
Average Speed [km/h]	49.9	64.2	63.2	61.0	61.9	61.4	61.2	61.9	59.3
Top Speed [km/h]	62.3	65.0	64.3	62.0	63.7	63.0	61.9	63.4	60.4
Avg. Dist. to Rail [m]	2.1	1.9	2.6	3.1	2.2	1.0	1.2	0.3	1.0
Avg. Stride Freq. [Hz]	2.2	2.3	2.3	2.3	2.3	2.3	2.3	2.4	2.3
Avg. Stride Length [m]	6.2	7.8	7.7	7.5	7.4	7.5	7.3	7.2	7.0



- [] Ranking at each section and finish
- .-.- No data available at this section
- NA No data available



Horse/Jockey Name	Menazzi
Final Rank	3
Fastest Section Time (Section)	0:11.16 (1600m)
Top Speed [km/h] (Section)	68.4 (Overall)
Race State	Finished



Eagle Farm QLD Professional

Race 2: Nova 106.9 BM78 Handicap - 1820m

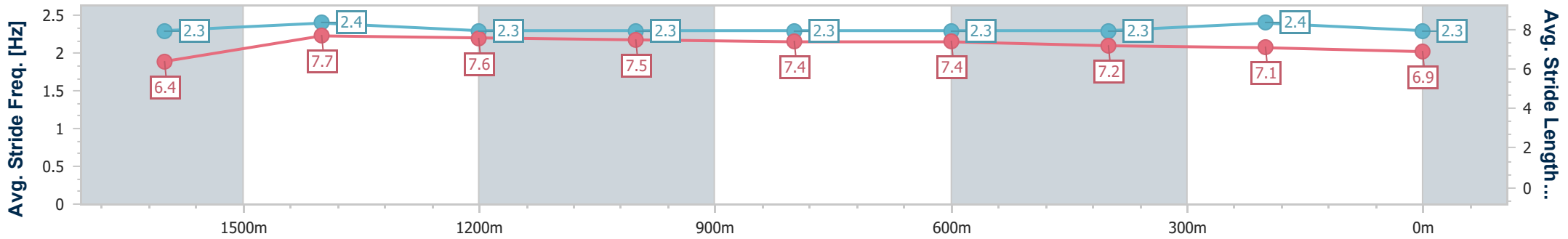
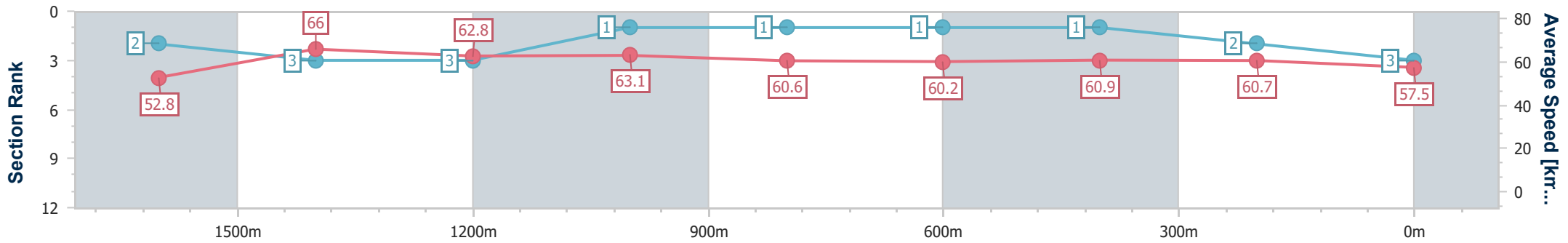
12 October 2024 - 12:19

Track Rating: Good 4, Weather: Fine, Rail Position: +4m Entire



BRISBANE RACING CLUB

Section	Overall	1600m	1400m	1200m	1000m	800m	600m	400m	200m
Section Times	1:49.80 [3] (0:15.38)	1:34.42 [2] (0:11.16)	1:23.26 [3] (0:11.50)	1:11.76 [3] (0:11.43)	1:00.33 [1] (0:11.99)	0:48.34 [1] (0:12.03)	0:36.31 [1] (0:11.82)	0:24.49 [1] (0:11.88)	0:12.61 [2] (0:12.61)
Average Speed [km/h]	52.8	66.0	62.8	63.1	60.6	60.2	60.9	60.7	57.5
Top Speed [km/h]	68.4	68.1	64.9	64.3	61.0	60.9	61.8	62.5	59.2
Avg. Dist. to Rail [m]	9.9	5.1	4.0	4.0	1.9	1.2	0.3	0.2	1.2
Avg. Stride Freq. [Hz]	2.3	2.4	2.3	2.3	2.3	2.3	2.3	2.4	2.3
Avg. Stride Length [m]	6.4	7.7	7.6	7.5	7.4	7.4	7.2	7.1	6.9



- [] Ranking at each section and finish
- .-.- No data available at this section
- NA No data available



Horse/Jockey Name	Awash
Final Rank	4
Fastest Section Time (Section)	0:11.32 (1600m)
Top Speed [km/h] (Section)	65.1 (1600m)
Race State	Finished



Eagle Farm QLD Professional

Race 2: Nova 106.9 BM78 Handicap - 1820m

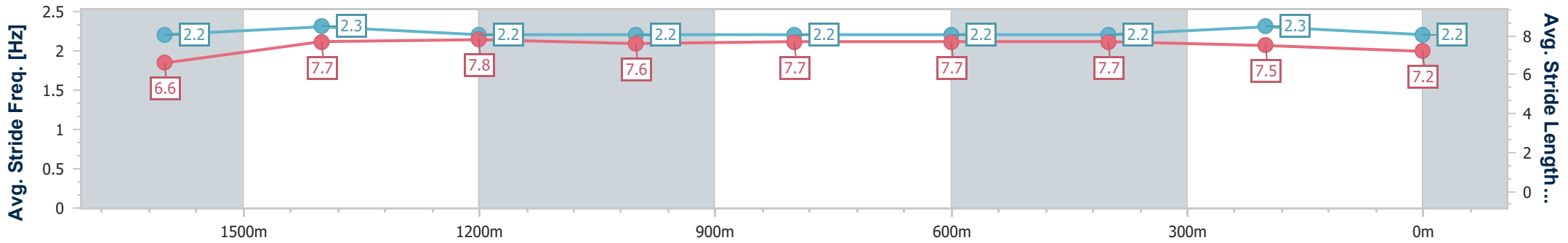
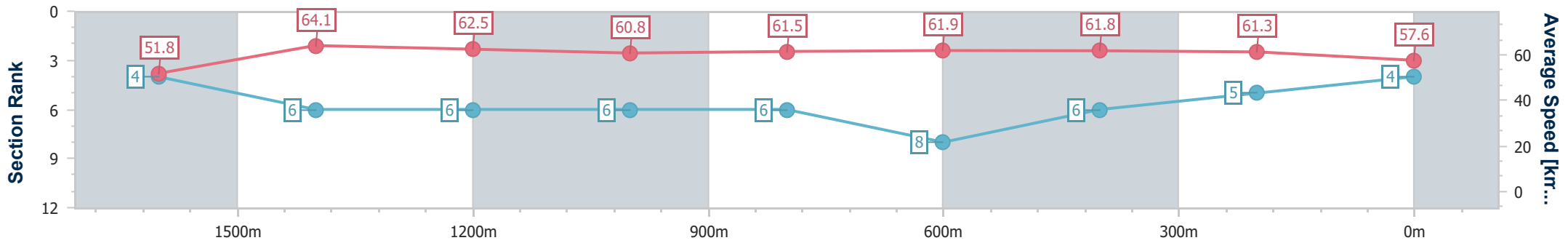
12 October 2024 - 12:19

Track Rating: Good 4, Weather: Fine, Rail Position: +4m Entire



BRISBANE RACING CLUB

Section	Overall	1600m	1400m	1200m	1000m	800m	600m	400m	200m
Section Times	1:50.09 [4] (0:15.47)	1:34.62 [4] (0:11.32)	1:23.30 [6] (0:11.53)	1:11.77 [6] (0:11.92)	0:59.85 [6] (0:11.93)	0:47.92 [6] (0:11.88)	0:36.04 [8] (0:11.71)	0:24.33 [6] (0:11.77)	0:12.56 [5] (0:12.56)
Average Speed [km/h]	51.8	64.1	62.5	60.8	61.5	61.9	61.8	61.3	57.6
Top Speed [km/h]	64.1	65.1	64.4	61.5	62.6	62.6	63.4	62.5	59.9
Avg. Dist. to Rail [m]	5.2	2.9	2.9	3.5	4.4	4.3	2.1	3.4	3.0
Avg. Stride Freq. [Hz]	2.2	2.3	2.2	2.2	2.2	2.2	2.2	2.3	2.2
Avg. Stride Length [m]	6.6	7.7	7.8	7.6	7.7	7.7	7.7	7.5	7.2



- [] Ranking at each section and finish
- .-.- No data available at this section
- NA No data available



Horse/Jockey Name	Super Chilled
Final Rank	5
Fastest Section Time (Section)	0:11.30 (1600m)
Top Speed [km/h] (Section)	65.0 (1600m)
Race State	Finished



Eagle Farm QLD Professional

Race 2: Nova 106.9 BM78 Handicap - 1820m

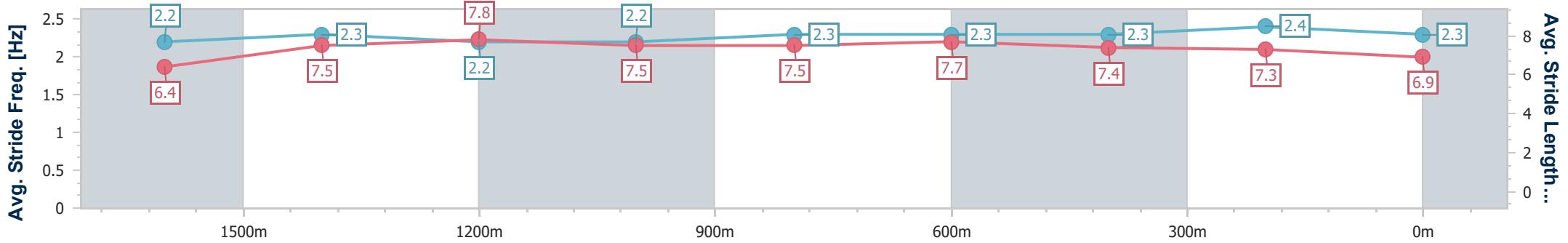
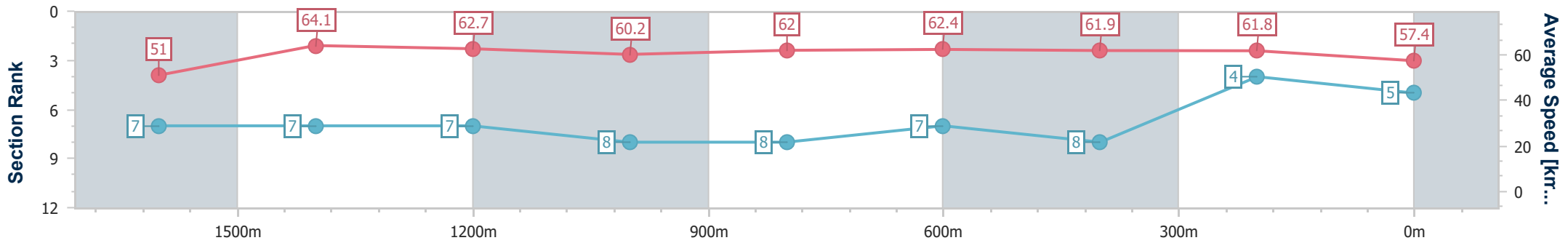
12 October 2024 - 12:19

Track Rating: Good 4, Weather: Fine, Rail Position: +4m Entire



BRISBANE RACING CLUB

Section	Overall	1600m	1400m	1200m	1000m	800m	600m	400m	200m
Section Times	1:50.12 [5] (0:15.74)	1:34.38 [7] (0:11.30)	1:23.08 [7] (0:11.52)	1:11.56 [7] (0:11.99)	0:59.57 [8] (0:11.77)	0:47.80 [8] (0:11.68)	0:36.12 [7] (0:11.84)	0:24.28 [8] (0:11.67)	0:12.61 [4] (0:12.61)
Average Speed [km/h]	51.0	64.1	62.7	60.2	62.0	62.4	61.9	61.8	57.4
Top Speed [km/h]	63.8	65.0	64.2	61.5	64.1	64.0	63.3	63.2	60.2
Avg. Dist. to Rail [m]	5.5	2.4	2.7	3.1	3.0	3.3	3.4	6.0	5.2
Avg. Stride Freq. [Hz]	2.2	2.3	2.2	2.2	2.3	2.3	2.3	2.4	2.3
Avg. Stride Length [m]	6.4	7.5	7.8	7.5	7.5	7.7	7.4	7.3	6.9



- [] Ranking at each section and finish
- .-.- No data available at this section
- NA No data available



Horse/Jockey Name	Coup De Tonnerre
Final Rank	6
Fastest Section Time (Section)	0:11.33 (1600m)
Top Speed [km/h] (Section)	65.1 (1600m)
Race State	Finished



Eagle Farm QLD Professional

Race 2: Nova 106.9 BM78 Handicap - 1820m

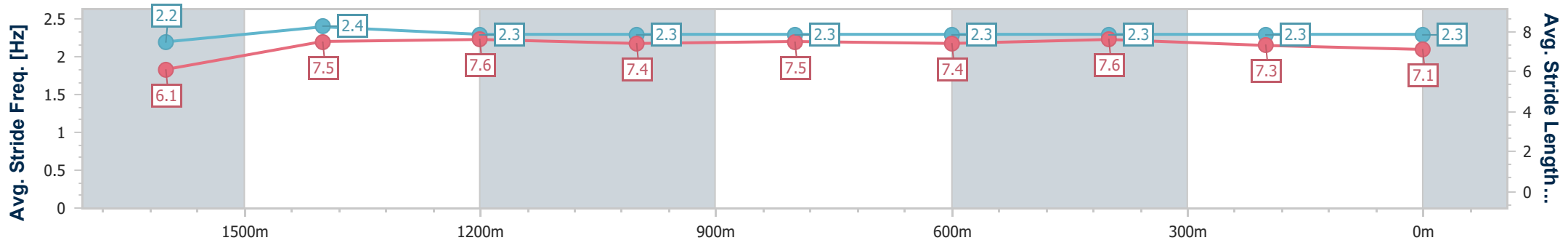
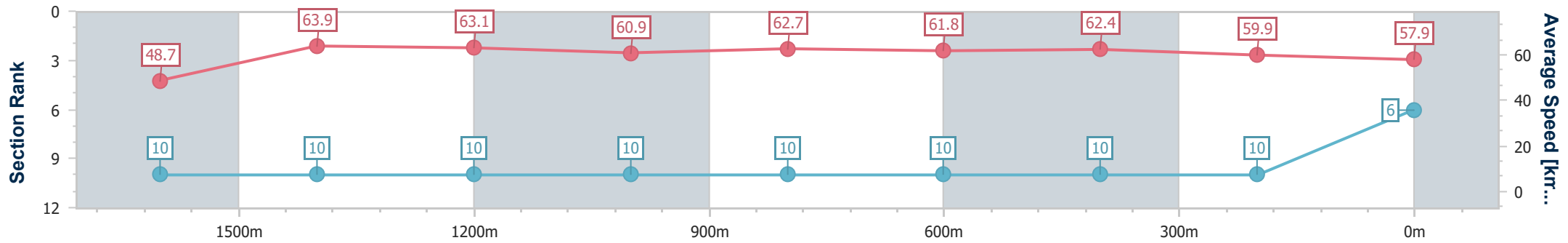
12 October 2024 - 12:19

Track Rating: Good 4, Weather: Fine, Rail Position: +4m Entire



BRISBANE RACING CLUB

Section	Overall	1600m	1400m	1200m	1000m	800m	600m	400m	200m
Section Times	1:50.42 [6] (0:16.34)	1:34.08 [10] (0:11.33)	1:22.75 [10] (0:11.38)	1:11.37 [10] (0:11.87)	0:59.50 [10] (0:11.67)	0:47.83 [10] (0:11.73)	0:36.10 [10] (0:11.58)	0:24.52 [10] (0:12.01)	0:12.51 [10] (0:12.51)
Average Speed [km/h]	48.7	63.9	63.1	60.9	62.7	61.8	62.4	59.9	57.9
Top Speed [km/h]	62.8	65.1	64.2	62.2	64.4	64.1	63.5	62.0	59.0
Avg. Dist. to Rail [m]	5.8	0.9	1.9	3.3	3.1	2.1	1.0	1.3	0.5
Avg. Stride Freq. [Hz]	2.2	2.4	2.3	2.3	2.3	2.3	2.3	2.3	2.3
Avg. Stride Length [m]	6.1	7.5	7.6	7.4	7.5	7.4	7.6	7.3	7.1



- [] Ranking at each section and finish
- .-.- No data available at this section
- NA No data available



Horse/Jockey Name	Roller Coaster
Final Rank	7
Fastest Section Time (Section)	0:11.17 (1600m)
Top Speed [km/h] (Section)	65.8 (1600m)
Race State	Finished



Eagle Farm QLD Professional

Race 2: Nova 106.9 BM78 Handicap - 1820m

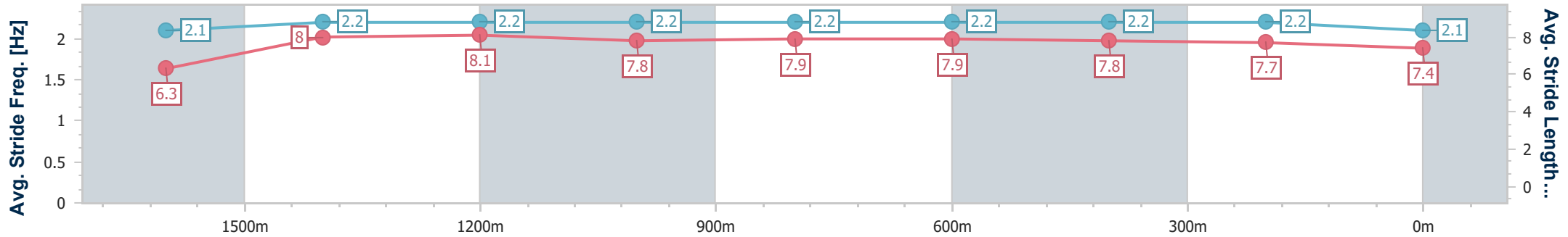
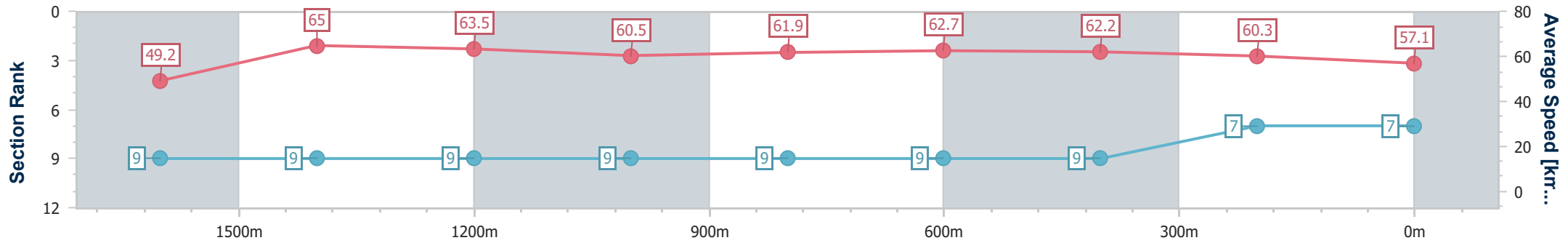
12 October 2024 - 12:19

Track Rating: Good 4, Weather: Fine, Rail Position: +4m Entire



BRISBANE RACING CLUB

Section	Overall	1600m	1400m	1200m	1000m	800m	600m	400m	200m
Section Times	1:50.47 [7] (0:16.33)	1:34.14 [9] (0:11.17)	1:22.97 [9] (0:11.38)	1:11.59 [9] (0:11.91)	0:59.68 [9] (0:11.77)	0:47.91 [9] (0:11.58)	0:36.33 [9] (0:11.71)	0:24.62 [9] (0:11.97)	0:12.65 [7] (0:12.65)
Average Speed [km/h]	49.2	65.0	63.5	60.5	61.9	62.7	62.2	60.3	57.1
Top Speed [km/h]	63.5	65.8	64.5	61.7	64.2	63.6	63.8	61.5	59.8
Avg. Dist. to Rail [m]	7.4	1.9	2.7	3.5	2.8	1.6	2.5	5.3	5.4
Avg. Stride Freq. [Hz]	2.1	2.2	2.2	2.2	2.2	2.2	2.2	2.2	2.1
Avg. Stride Length [m]	6.3	8.0	8.1	7.8	7.9	7.9	7.8	7.7	7.4



- [] Ranking at each section and finish
- .-.- No data available at this section
- NA No data available



Horse/Jockey Name	Pentito
Final Rank	8
Fastest Section Time (Section)	0:11.11 (1600m)
Top Speed [km/h] (Section)	66.6 (1600m)
Race State	Finished



Eagle Farm QLD Professional

Race 2: Nova 106.9 BM78 Handicap - 1820m

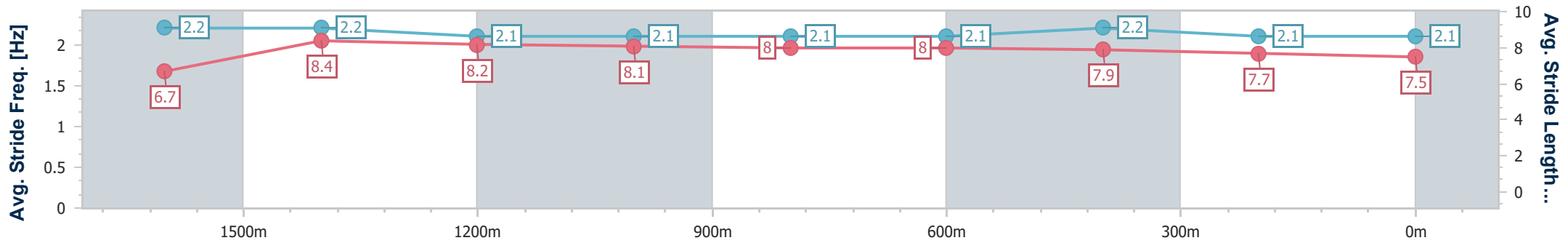
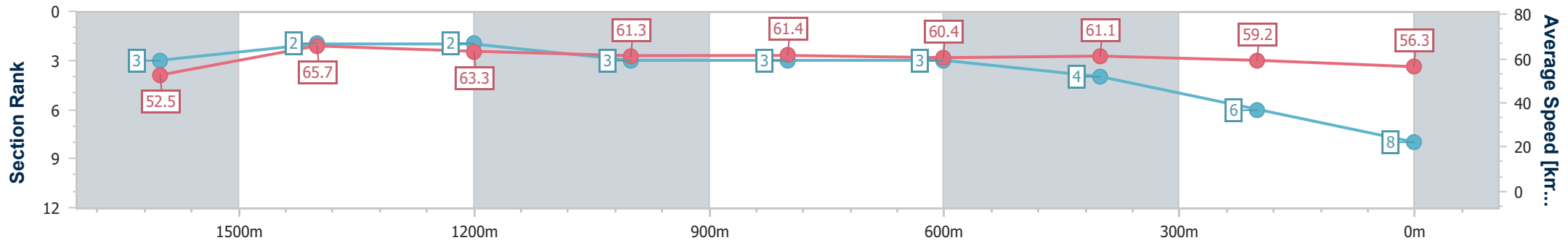
12 October 2024 - 12:19

Track Rating: Good 4, Weather: Fine, Rail Position: +4m Entire



BRISBANE RACING CLUB

Section	Overall	1600m	1400m	1200m	1000m	800m	600m	400m	200m
Section Times	1:50.70 [8] (0:15.39)	1:35.31 [3] (0:11.11)	1:24.20 [2] (0:11.42)	1:12.78 [2] (0:11.77)	1:01.01 [3] (0:11.98)	0:49.03 [3] (0:12.08)	0:36.95 [3] (0:11.90)	0:25.05 [4] (0:12.16)	0:12.89 [6] (0:12.89)
Average Speed [km/h]	52.5	65.7	63.3	61.3	61.4	60.4	61.1	59.2	56.3
Top Speed [km/h]	65.5	66.6	65.1	61.8	62.2	61.2	62.0	60.8	57.0
Avg. Dist. to Rail [m]	8.4	3.9	3.2	3.2	3.9	3.2	2.0	4.7	6.5
Avg. Stride Freq. [Hz]	2.2	2.2	2.1	2.1	2.1	2.1	2.2	2.1	2.1
Avg. Stride Length [m]	6.7	8.4	8.2	8.1	8.0	8.0	7.9	7.7	7.5



- [] Ranking at each section and finish
- .-.- No data available at this section
- NA No data available



Horse/Jockey Name	Fleur Du Monde
Final Rank	9
Fastest Section Time (Section)	0:11.16 (1600m)
Top Speed [km/h] (Section)	66.8 (Overall)
Race State	Finished



Eagle Farm QLD Professional

Race 2: Nova 106.9 BM78 Handicap - 1820m

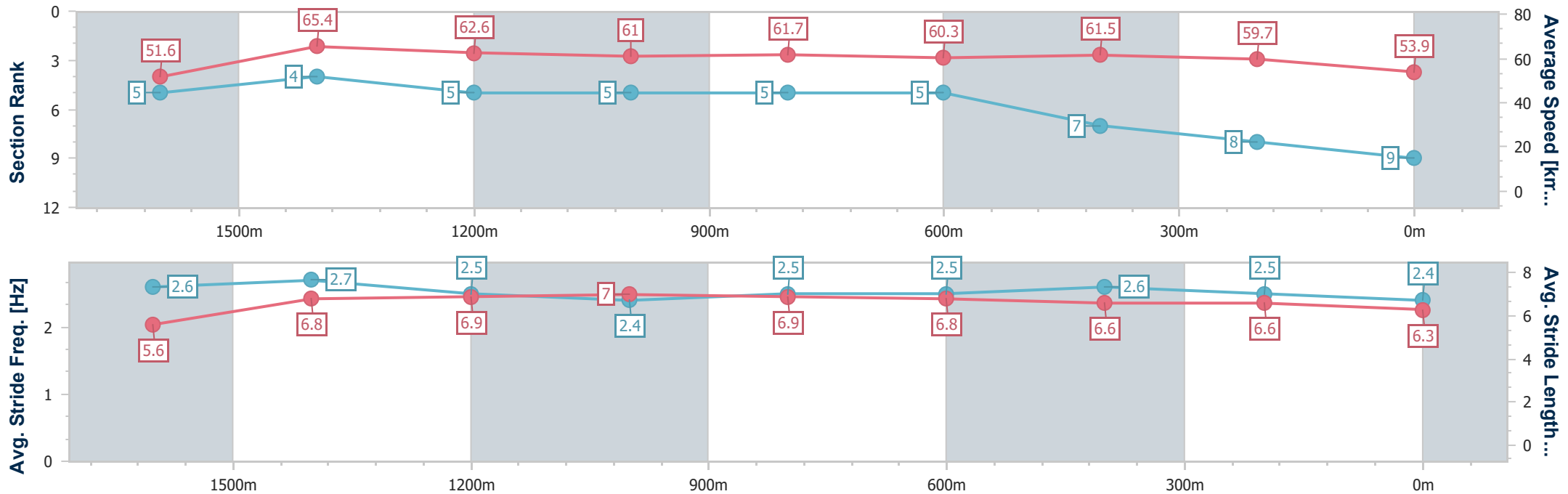
12 October 2024 - 12:19

Track Rating: Good 4, Weather: Fine, Rail Position: +4m Entire



BRISBANE RACING CLUB

Section	Overall	1600m	1400m	1200m	1000m	800m	600m	400m	200m
Section Times	1:51.21 [9] (0:15.51)	1:35.70 [5] (0:11.16)	1:24.54 [4] (0:11.56)	1:12.98 [5] (0:11.80)	1:01.18 [5] (0:11.84)	0:49.34 [5] (0:12.08)	0:37.26 [5] (0:11.83)	0:25.43 [7] (0:12.08)	0:13.35 [8] (0:13.35)
Average Speed [km/h]	51.6	65.4	62.6	61.0	61.7	60.3	61.5	59.7	53.9
Top Speed [km/h]	66.8	66.7	65.0	61.6	63.0	61.1	62.5	62.3	56.2
Avg. Dist. to Rail [m]	6.1	3.3	4.2	3.4	3.0	2.4	2.2	5.8	5.0
Avg. Stride Freq. [Hz]	2.6	2.7	2.5	2.4	2.5	2.5	2.6	2.5	2.4
Avg. Stride Length [m]	5.6	6.8	6.9	7.0	6.9	6.8	6.6	6.6	6.3



- [] Ranking at each section and finish
- .-.- No data available at this section
- NA No data available



Horse/Jockey Name	Applications
Final Rank	10
Fastest Section Time (Section)	0:11.15 (1600m)
Top Speed [km/h] (Section)	65.7 (1600m)
Race State	Finished



Eagle Farm QLD Professional

Race 2: Nova 106.9 BM78 Handicap - 1820m

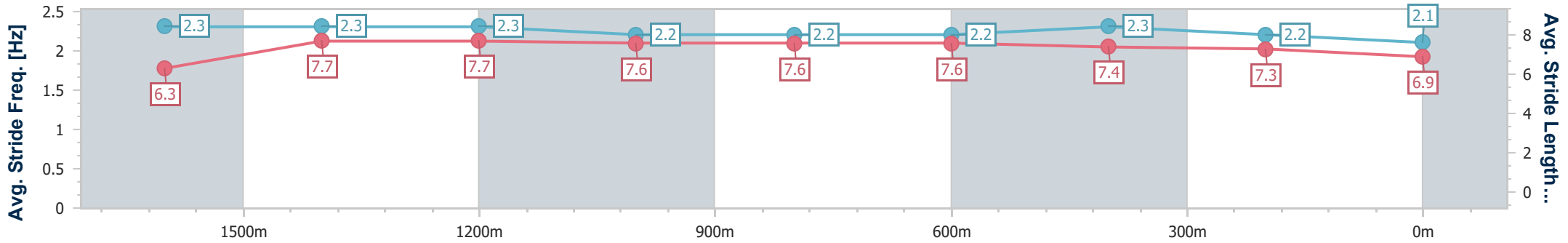
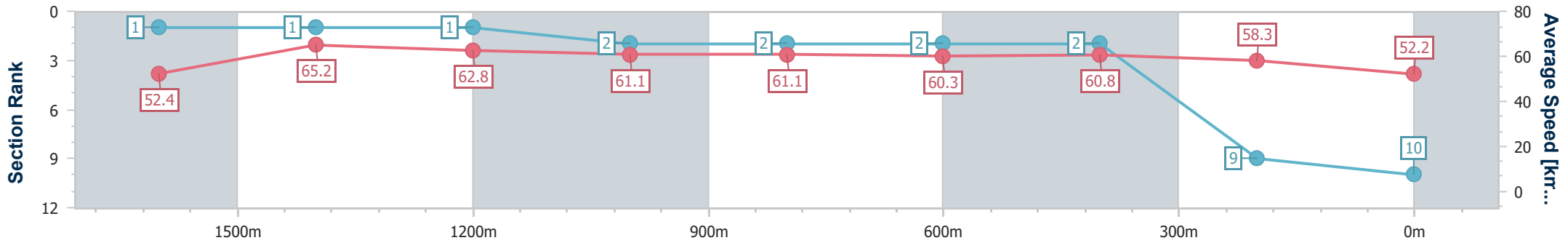
12 October 2024 - 12:19

Track Rating: Good 4, Weather: Fine, Rail Position: +4m Entire



BRISBANE RACING CLUB

Section	Overall	1600m	1400m	1200m	1000m	800m	600m	400m	200m
Section Times	1:51.74 [10] (0:15.24)	1:36.50 [1] (0:11.15)	1:25.35 [1] (0:11.44)	1:13.91 [1] (0:11.83)	1:02.08 [2] (0:11.93)	0:50.15 [2] (0:12.05)	0:38.10 [2] (0:11.93)	0:26.17 [2] (0:12.33)	0:13.84 [9] (0:13.84)
Average Speed [km/h]	52.4	65.2	62.8	61.1	61.1	60.3	60.8	58.3	52.2
Top Speed [km/h]	64.2	65.7	64.7	62.0	61.8	61.1	61.6	60.5	55.9
Avg. Dist. to Rail [m]	4.1	1.8	1.8	2.2	2.9	2.5	1.2	2.3	2.3
Avg. Stride Freq. [Hz]	2.3	2.3	2.3	2.2	2.2	2.2	2.3	2.2	2.1
Avg. Stride Length [m]	6.3	7.7	7.7	7.6	7.6	7.6	7.4	7.3	6.9



- [] Ranking at each section and finish
- .-.- No data available at this section
- NA No data available