



Eagle Farm QLD Professional

Race 6: DrinkWise Class 3 Handicap - 1500m

12 October 2024 - 14:45



BRISBANE
RACING CLUB

Track Rating: Good 4, Weather: Fine, Rail Position: +4m Entire

Section		Overall	1400m	1200m	1000m	800m	600m	400m	Last 600m				
Field Times		1:29.23 (0:08.28)	1:20.95 (0:11.26)	1:09.69 (0:11.36)	0:58.33 (0:11.77)	0:46.56 (0:11.61)	0:34.95 (0:11.61)	0:23.34 (0:11.36)	0:34.95				
Rank	TAB Horse/Jockey	Barrier	Top Speed [km/h]	Fastest Section	Distance Travelled [m]								
1	9 CASTILLIAN James Orman	2	65.7 400m	0:08.37 Overall	1:29.23 [1] (0:08.37)	1:20.86 [5] (0:11.38)	1:09.48 [5] (0:11.49)	0:57.99 [5] (0:11.74)	0:46.25 [3] (0:11.57)	0:34.68 [5] (0:11.53)	0:23.15 [4] (0:11.17)	0:34.68	
2	15 MOOTESSA Nikita Beriman	5	65.5 1400m	0:08.28 Overall	1:29.54 [2] (0:08.28)	1:21.26 [1] (0:11.26)	1:10.00 [1] (0:11.41)	0:58.59 [2] (0:11.76)	0:46.83 [2] (0:11.64)	0:35.19 [2] (0:11.54)	0:23.65 [1] (0:11.51)	0:35.19	+1
3	10 VOLCANIC LOVE Robbie Dolan	7	65.0 400m	0:08.39 Overall	1:29.58 [3] (0:08.39)	1:21.19 [6] (0:11.34)	1:09.85 [4] (0:11.60)	0:58.25 [6] (0:11.90)	0:46.35 [6] (0:11.48)	0:34.87 [7] (0:11.58)	0:23.29 [7] (0:11.25)	0:34.87	+5
4	13 CONNEWARRE Cejay Graham	4	64.5 400m	0:08.59 Overall	1:29.78 [4] (0:08.59)	1:21.19 [8] (0:11.41)	1:09.78 [7] (0:11.52)	0:58.26 [7] (0:11.72)	0:46.54 [7] (0:11.58)	0:34.96 [8] (0:11.57)	0:23.39 [8] (0:11.29)	0:34.96	+2
5	17 BOLD SMUGGLER Ron Stewart	12	65.7 400m	0:08.55 Overall	1:29.87 [5] (0:08.55)	1:21.32 [7] (0:11.76)	1:09.56 [10] (0:11.54)	0:58.02 [10] (0:11.79)	0:46.23 [10] (0:11.58)	0:34.65 [10] (0:11.46)	0:23.19 [10] (0:11.20)	0:34.65	+6
6	4 READY AZZ EVA Jag Guthmann-Chester	11	64.3 1400m	0:08.66 Overall	1:29.91 [6] (0:08.66)	1:21.25 [9] (0:11.40)	1:09.85 [9] (0:11.64)	0:58.21 [9] (0:11.61)	0:46.60 [8] (0:11.35)	0:35.25 [6] (0:11.56)	0:23.69 [6] (0:11.39)	0:35.25	+2
7	14 WHO ORDERED DAFISH Emily Lang	8	65.3 1400m	0:08.32 Overall	1:29.92 [7] (0:08.32)	1:21.60 [2] (0:11.29)	1:10.31 [2] (0:11.58)	0:58.73 [3] (0:11.80)	0:46.93 [4] (0:11.52)	0:35.41 [4] (0:11.63)	0:23.78 [5] (0:11.48)	0:35.41	+2
8	1 ADELAD Cody Collis	9	65.4 1200m	0:08.36 Overall	1:29.96 [8] (0:08.36)	1:21.60 [4] (0:11.25)	1:10.35 [3] (0:11.29)	0:59.06 [1] (0:11.77)	0:47.29 [1] (0:11.61)	0:35.68 [1] (0:11.62)	0:24.06 [2] (0:11.59)	0:35.68	+7
9	6 ALDEENAARY Andrew Mallyon	6	64.9 400m	0:08.68 Overall	1:30.08 [9] (0:08.68)	1:21.40 [10] (0:11.36)	1:10.04 [8] (0:11.53)	0:58.51 [8] (0:11.95)	0:46.56 [9] (0:11.53)	0:35.03 [9] (0:11.51)	0:23.52 [9] (0:11.29)	0:35.03	+6
10	3 AMERICAN PHIREBALL Noel Callow	10	65.2 1200m	0:08.34 Overall	1:30.08 [10] (0:08.34)	1:21.74 [3] (0:11.63)	1:10.11 [6] (0:11.27)	0:58.84 [4] (0:11.77)	0:47.07 [5] (0:11.42)	0:35.65 [3] (0:11.59)	0:24.06 [3] (0:11.50)	0:35.65	+9

Scratched: Super Chilled (#5), Kerkorian (#12), Wonderland Star (#16), Devocean (#11), Bandasha (#7), Picupstixx (#18), Billionair Baby (#2), Better Be Nordy (#8)



Eagle Farm QLD Professional

Race 6: DrinkWise Class 3 Handicap - 1500m

12 October 2024 - 14:45



BRISBANE
RACING CLUB

Track Rating: Good 4, Weather: Fine, Rail Position: +4m Entire

Section				200m				Last 600m	
Field Times				0:11.98 (0:11.98)				0:34.95	
Rank	TAB	Horse/Jockey	Barrier	Top Speed [km/h]	Fastest Section	Margin			Distance Travelled [m]
1	9	CASTILLIAN James Orman	2	65.7 400m	0:08.37 Overall	0:11.98 [1] (0:11.98)	1:29.23		0:34.68
2	15	MOOTESSA Nikita Beriman	5	65.5 1400m	0:08.28 Overall	0:12.14 [2] (0:12.14)	1.8L		0:35.19 +1
3	10	VOLCANIC LOVE Robbie Dolan	7	65.0 400m	0:08.39 Overall	0:12.04 [5] (0:12.04)	2.06L		0:34.87 +5
4	13	CONNEWARRE Cejay Graham	4	64.5 400m	0:08.59 Overall	0:12.10 [8] (0:12.10)	3.22L		0:34.96 +2
5	17	BOLD SMUGGLER Ron Stewart	12	65.7 400m	0:08.55 Overall	0:11.99 [10] (0:11.99)	3.74L		0:34.65 +6
6	4	READY AZZ EVA Jag Guthmann-Chester	11	64.3 1400m	0:08.66 Overall	0:12.30 [6] (0:12.30)	4L		0:35.25 +2
7	14	WHO ORDERED DAFISH Emily Lang	8	65.3 1400m	0:08.32 Overall	0:12.30 [7] (0:12.30)	4.05L		0:35.41 +2
8	1	ADELAD Cody Collis	9	65.4 1200m	0:08.36 Overall	0:12.47 [3] (0:12.47)	4.31L		0:35.68 +7
9	6	ALDEENAARY Andrew Mallyon	6	64.9 400m	0:08.68 Overall	0:12.23 [9] (0:12.23)	4.97L		0:35.03 +6
10	3	AMERICAN PHIREBALL Noel Callow	10	65.2 1200m	0:08.34 Overall	0:12.56 [4] (0:12.56)	4.98L		0:35.65 +9

Scratched: Super Chilled (#5), Kerkorian (#12), Wonderland Star (#16), Devocean (#11), Bandasha (#7), Picupstixx (#18), Billionair Baby (#2), Better Be Nordy (#8)

Report Created: Sat 12 October 2024 15:27 GMT+1 (Note: Timing is based on position data)

Page 2/12

[] Ranking at each section and finish
 -:-:- No data available at this section
 NA No data available

SCN Saddle cloth number
 DNF Did not finish
 DNT Did not track

data processed by TRIPLESDATA



Horse/Jockey Name	Castillian
Final Rank	1
Fastest Section Time (Section)	0:08.37 (Overall)
Top Speed [km/h] (Section)	65.7 (400m)
Race State	Finished



Eagle Farm QLD Professional

Race 6: DrinkWise Class 3 Handicap - 1500m

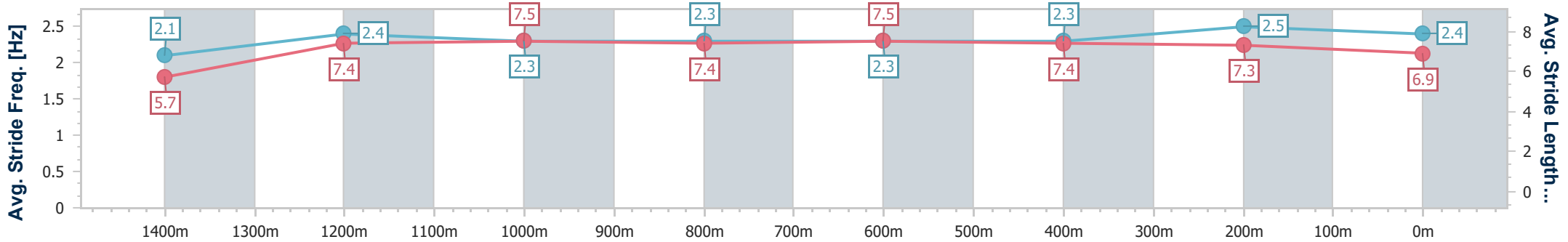
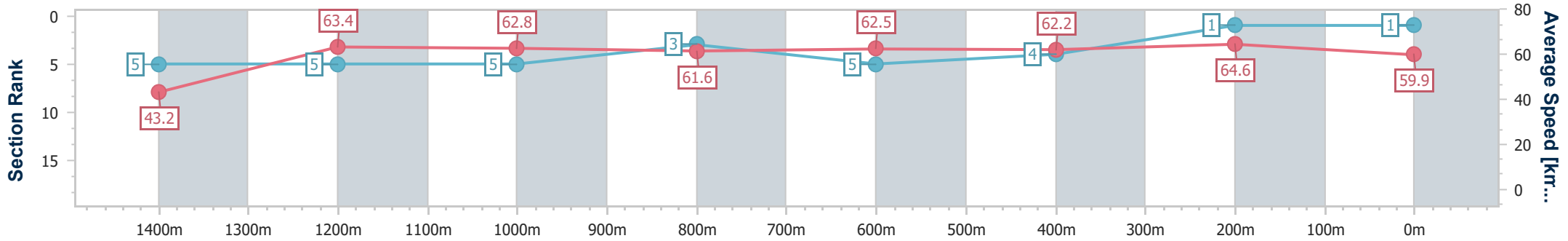
12 October 2024 - 14:45

Track Rating: Good 4, Weather: Fine, Rail Position: +4m Entire



BRISBANE RACING CLUB

Section	Overall	1400m	1200m	1000m	800m	600m	400m	200m
Section Times	1:29.23 [1] (0:08.37)	1:20.86 [5] (0:11.38)	1:09.48 [5] (0:11.49)	0:57.99 [5] (0:11.74)	0:46.25 [3] (0:11.57)	0:34.68 [5] (0:11.53)	0:23.15 [4] (0:11.17)	0:11.98 [1] (0:11.98)
Average Speed [km/h]	43.2	63.4	62.8	61.6	62.5	62.2	64.6	59.9
Top Speed [km/h]	61.3	64.6	63.5	62.9	63.3	65.2	65.7	63.2
Avg. Dist. to Rail [m]	8.2	1.5	1.9	1.3	0.4	0.2	0.3	0.6
Avg. Stride Freq. [Hz]	2.1	2.4	2.3	2.3	2.3	2.3	2.5	2.4
Avg. Stride Length [m]	5.7	7.4	7.5	7.4	7.5	7.4	7.3	6.9



- [] Ranking at each section and finish
- .-.-.- No data available at this section
- NA No data available



Horse/Jockey Name	Mootessa
Final Rank	2
Fastest Section Time (Section)	0:08.28 (Overall)
Top Speed [km/h] (Section)	65.5 (1400m)
Race State	Finished



Eagle Farm QLD Professional

Race 6: DrinkWise Class 3 Handicap - 1500m

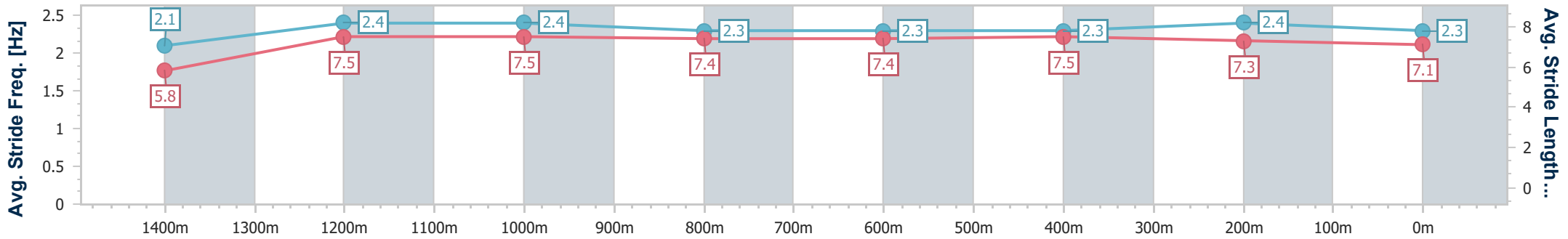
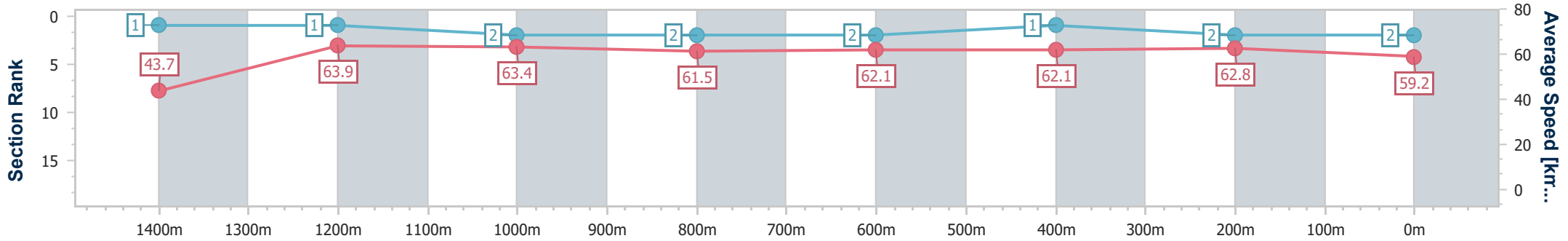
12 October 2024 - 14:45

Track Rating: Good 4, Weather: Fine, Rail Position: +4m Entire



BRISBANE RACING CLUB

Section	Overall	1400m	1200m	1000m	800m	600m	400m	200m
Section Times	1:29.54 [2] (0:08.28)	1:21.26 [1] (0:11.26)	1:10.00 [1] (0:11.41)	0:58.59 [2] (0:11.76)	0:46.83 [2] (0:11.64)	0:35.19 [2] (0:11.54)	0:23.65 [1] (0:11.51)	0:12.14 [2] (0:12.14)
Average Speed [km/h]	43.7	63.9	63.4	61.5	62.1	62.1	62.8	59.2
Top Speed [km/h]	62.8	65.5	64.5	63.2	63.1	64.5	64.0	62.1
Avg. Dist. to Rail [m]	9.8	1.4	1.0	1.3	0.8	0.5	1.0	1.6
Avg. Stride Freq. [Hz]	2.1	2.4	2.4	2.3	2.3	2.3	2.4	2.3
Avg. Stride Length [m]	5.8	7.5	7.5	7.4	7.4	7.5	7.3	7.1



- [] Ranking at each section and finish
- .-.- No data available at this section
- NA No data available



Horse/Jockey Name	Volcanic Love
Final Rank	3
Fastest Section Time (Section)	0:08.39 (Overall)
Top Speed [km/h] (Section)	65.0 (400m)
Race State	Finished



Eagle Farm QLD Professional

Race 6: DrinkWise Class 3 Handicap - 1500m

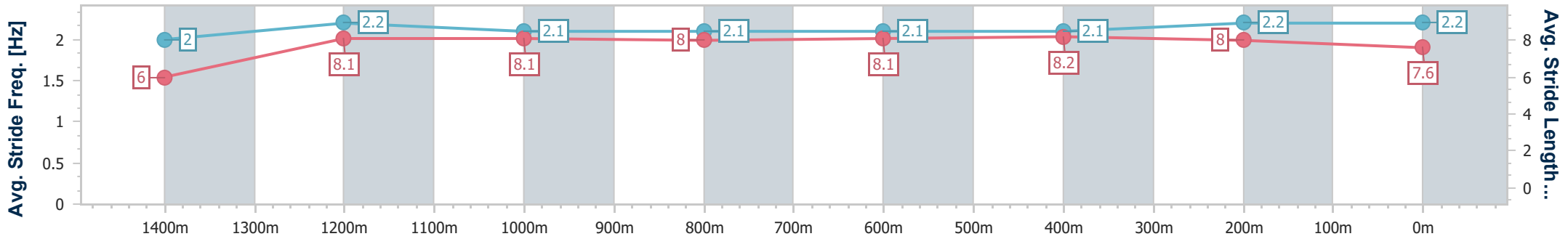
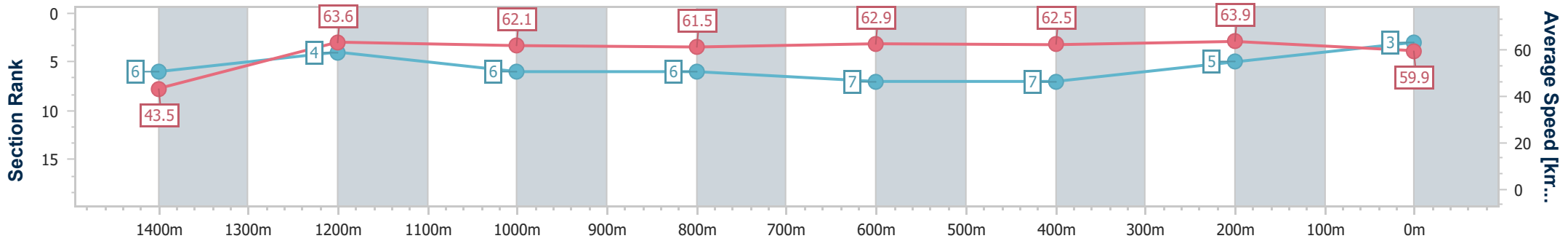
12 October 2024 - 14:45

Track Rating: Good 4, Weather: Fine, Rail Position: +4m Entire



BRISBANE RACING CLUB

Section	Overall	1400m	1200m	1000m	800m	600m	400m	200m
Section Times	1:29.58 [3] (0:08.39)	1:21.19 [6] (0:11.34)	1:09.85 [4] (0:11.60)	0:58.25 [6] (0:11.90)	0:46.35 [6] (0:11.48)	0:34.87 [7] (0:11.58)	0:23.29 [7] (0:11.25)	0:12.04 [5] (0:12.04)
Average Speed [km/h]	43.5	63.6	62.1	61.5	62.9	62.5	63.9	59.9
Top Speed [km/h]	62.8	64.1	63.1	62.9	63.5	64.9	65.0	62.9
Avg. Dist. to Rail [m]	11.3	2.6	3.4	3.0	1.4	0.7	3.3	3.4
Avg. Stride Freq. [Hz]	2.0	2.2	2.1	2.1	2.1	2.1	2.2	2.2
Avg. Stride Length [m]	6.0	8.1	8.1	8.0	8.1	8.2	8.0	7.6



- [] Ranking at each section and finish
- .-.- No data available at this section
- NA No data available



Horse/Jockey Name	Connewarre
Final Rank	4
Fastest Section Time (Section)	0:08.59 (Overall)
Top Speed [km/h] (Section)	64.5 (400m)
Race State	Finished



Eagle Farm QLD Professional

Race 6: DrinkWise Class 3 Handicap - 1500m

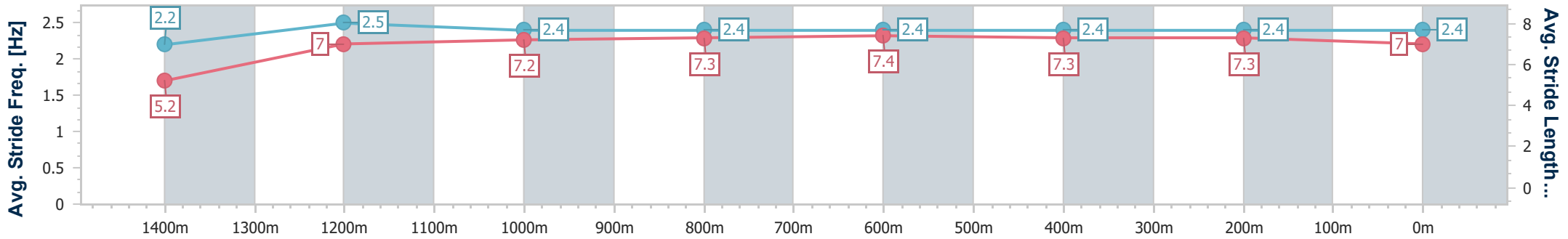
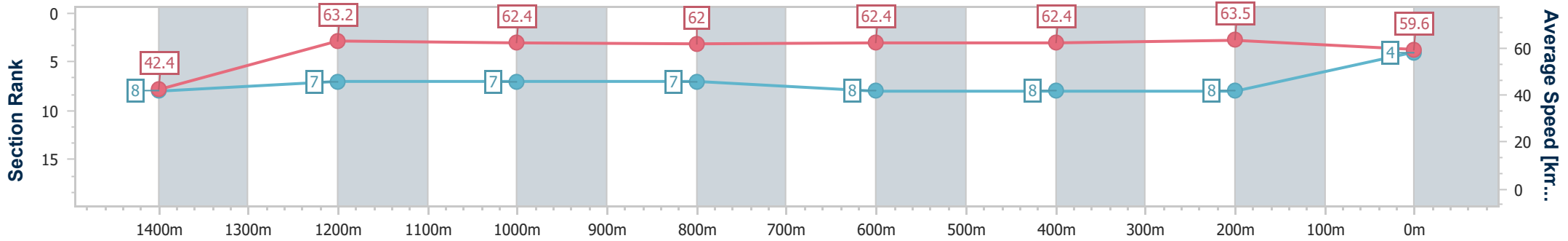
12 October 2024 - 14:45

Track Rating: Good 4, Weather: Fine, Rail Position: +4m Entire



BRISBANE RACING CLUB

Section	Overall	1400m	1200m	1000m	800m	600m	400m	200m
Section Times	1:29.78 [4] (0:08.59)	1:21.19 [8] (0:11.41)	1:09.78 [7] (0:11.52)	0:58.26 [7] (0:11.72)	0:46.54 [7] (0:11.58)	0:34.96 [8] (0:11.57)	0:23.39 [8] (0:11.29)	0:12.10 [8] (0:12.10)
Average Speed [km/h]	42.4	63.2	62.4	62.0	62.4	62.4	63.5	59.6
Top Speed [km/h]	62.0	63.8	64.1	63.0	63.9	64.3	64.5	62.2
Avg. Dist. to Rail [m]	8.6	1.1	1.9	1.4	1.4	0.6	0.4	0.7
Avg. Stride Freq. [Hz]	2.2	2.5	2.4	2.4	2.4	2.4	2.4	2.4
Avg. Stride Length [m]	5.2	7.0	7.2	7.3	7.4	7.3	7.3	7.0



- [] Ranking at each section and finish
- .-.- No data available at this section
- NA No data available



Horse/Jockey Name	Bold Smuggler
Final Rank	5
Fastest Section Time (Section)	0:08.55 (Overall)
Top Speed [km/h] (Section)	65.7 (400m)
Race State	Finished



Eagle Farm QLD Professional

Race 6: DrinkWise Class 3 Handicap - 1500m

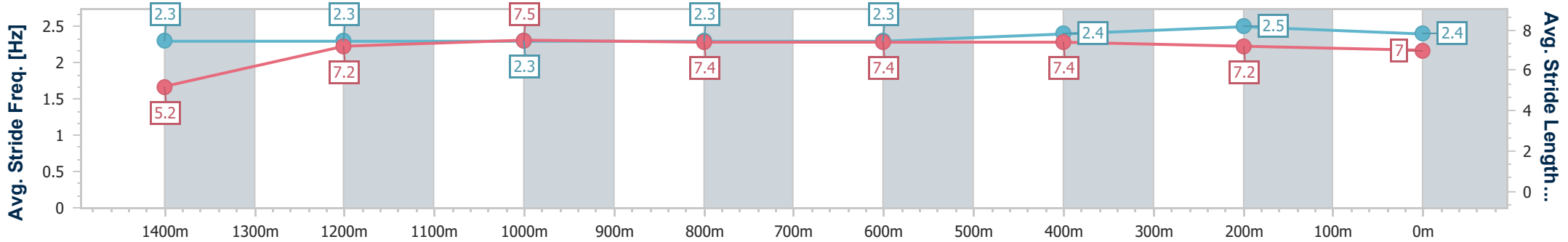
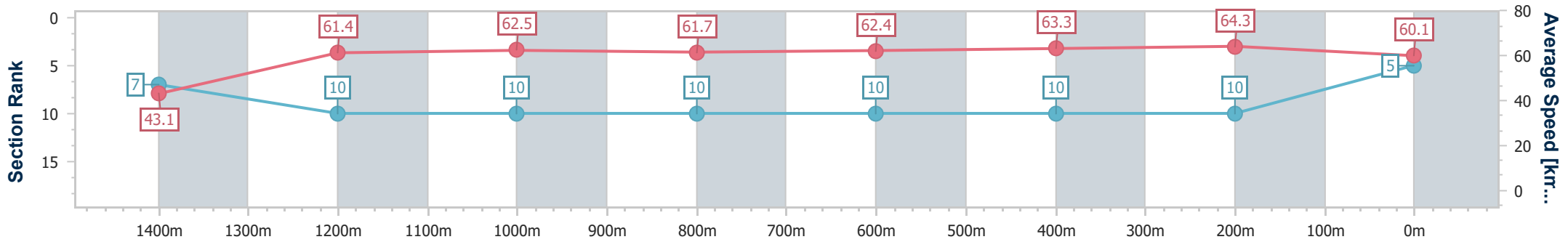
12 October 2024 - 14:45

Track Rating: Good 4, Weather: Fine, Rail Position: +4m Entire



BRISBANE RACING CLUB

Section	Overall	1400m	1200m	1000m	800m	600m	400m	200m
Section Times	1:29.87 [5] (0:08.55)	1:21.32 [7] (0:11.76)	1:09.56 [10] (0:11.54)	0:58.02 [10] (0:11.79)	0:46.23 [10] (0:11.58)	0:34.65 [10] (0:11.46)	0:23.19 [10] (0:11.20)	0:11.99 [10] (0:11.99)
Average Speed [km/h]	43.1	61.4	62.5	61.7	62.4	63.3	64.3	60.1
Top Speed [km/h]	59.1	63.1	63.7	62.5	63.6	64.5	65.7	62.6
Avg. Dist. to Rail [m]	17.0	4.2	3.2	2.7	1.2	1.0	5.6	6.5
Avg. Stride Freq. [Hz]	2.3	2.3	2.3	2.3	2.3	2.4	2.5	2.4
Avg. Stride Length [m]	5.2	7.2	7.5	7.4	7.4	7.4	7.2	7.0



- [] Ranking at each section and finish
- .-.- No data available at this section
- NA No data available



Horse/Jockey Name	Ready Azz Eva
Final Rank	6
Fastest Section Time (Section)	0:08.66 (Overall)
Top Speed [km/h] (Section)	64.3 (1400m)
Race State	Finished



Eagle Farm QLD Professional

Race 6: DrinkWise Class 3 Handicap - 1500m

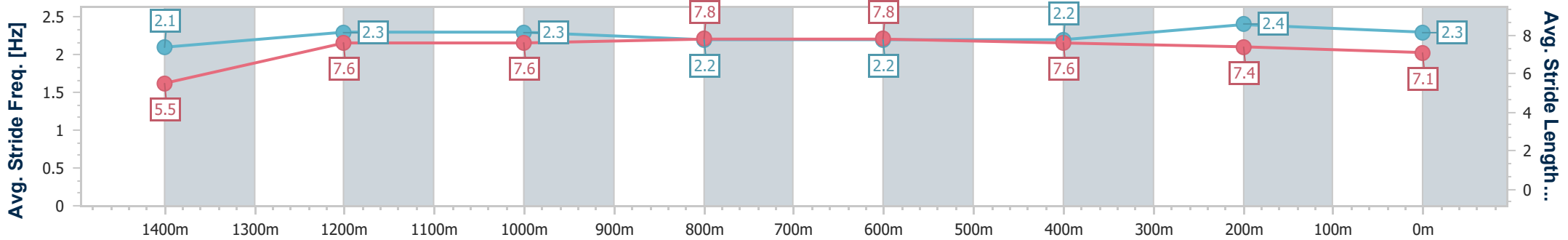
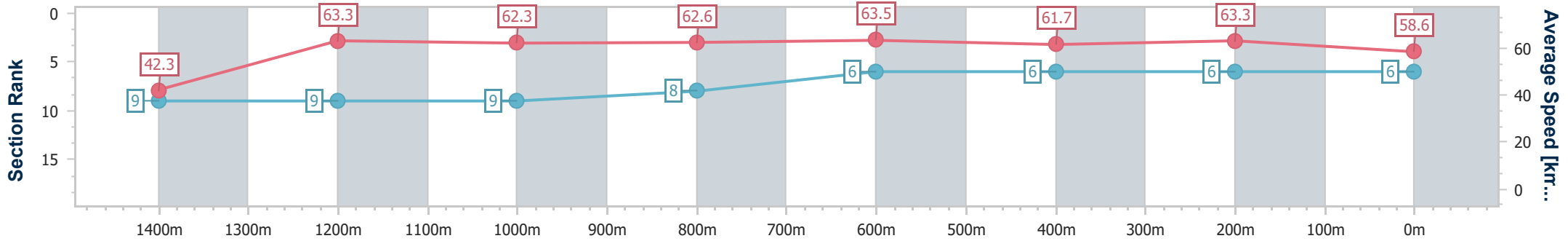
12 October 2024 - 14:45

Track Rating: Good 4, Weather: Fine, Rail Position: +4m Entire



BRISBANE RACING CLUB

Section	Overall	1400m	1200m	1000m	800m	600m	400m	200m
Section Times	1:29.91 [6] (0:08.66)	1:21.25 [9] (0:11.40)	1:09.85 [9] (0:11.64)	0:58.21 [9] (0:11.61)	0:46.60 [8] (0:11.35)	0:35.25 [6] (0:11.56)	0:23.69 [6] (0:11.39)	0:12.30 [6] (0:12.30)
Average Speed [km/h]	42.3	63.3	62.3	62.6	63.5	61.7	63.3	58.6
Top Speed [km/h]	64.1	64.3	63.4	63.4	63.8	62.6	64.0	62.4
Avg. Dist. to Rail [m]	14.0	3.5	4.9	2.3	0.5	1.2	2.0	3.9
Avg. Stride Freq. [Hz]	2.1	2.3	2.3	2.2	2.2	2.2	2.4	2.3
Avg. Stride Length [m]	5.5	7.6	7.6	7.8	7.8	7.6	7.4	7.1



- [] Ranking at each section and finish
- .-.- No data available at this section
- NA No data available



Horse/Jockey Name	Who Ordered Dafish
Final Rank	7
Fastest Section Time (Section)	0:08.32 (Overall)
Top Speed [km/h] (Section)	65.3 (1400m)
Race State	Finished



Eagle Farm QLD Professional

Race 6: DrinkWise Class 3 Handicap - 1500m

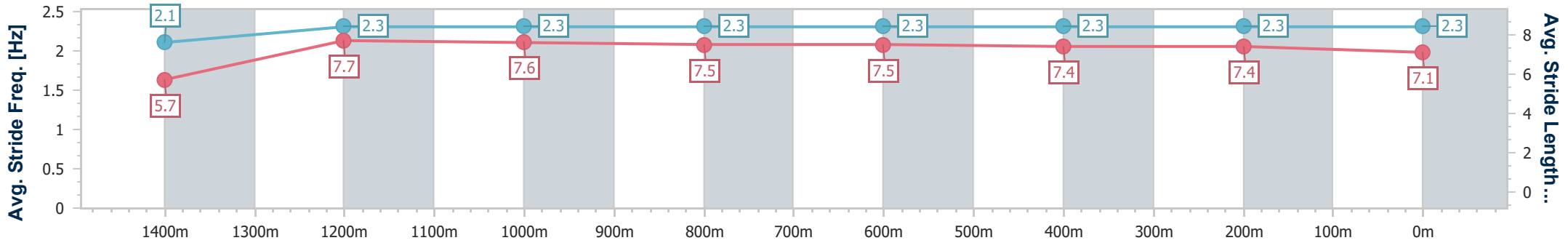
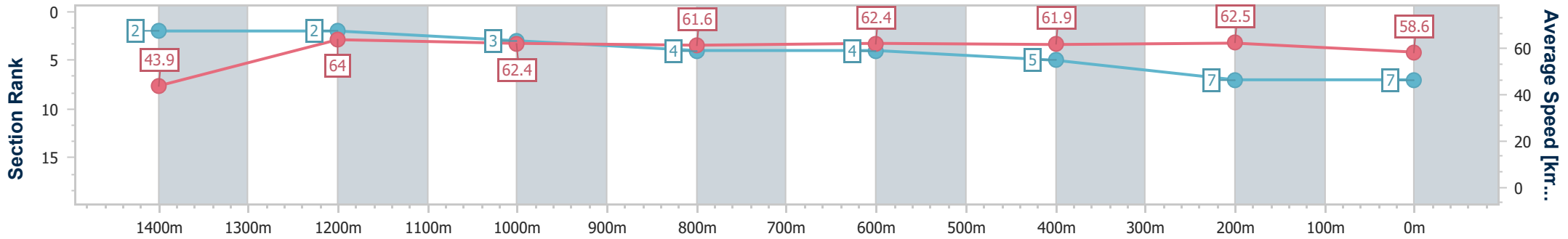
12 October 2024 - 14:45

Track Rating: Good 4, Weather: Fine, Rail Position: +4m Entire



BRISBANE RACING CLUB

Section	Overall	1400m	1200m	1000m	800m	600m	400m	200m
Section Times	1:29.92 [7] (0:08.32)	1:21.60 [2] (0:11.29)	1:10.31 [2] (0:11.58)	0:58.73 [3] (0:11.80)	0:46.93 [4] (0:11.52)	0:35.41 [4] (0:11.63)	0:23.78 [5] (0:11.48)	0:12.30 [7] (0:12.30)
Average Speed [km/h]	43.9	64.0	62.4	61.6	62.4	61.9	62.5	58.6
Top Speed [km/h]	62.7	65.3	62.6	62.4	63.4	64.4	64.5	60.6
Avg. Dist. to Rail [m]	12.6	3.4	2.8	2.1	0.4	0.4	0.6	0.6
Avg. Stride Freq. [Hz]	2.1	2.3	2.3	2.3	2.3	2.3	2.3	2.3
Avg. Stride Length [m]	5.7	7.7	7.6	7.5	7.5	7.4	7.4	7.1



- [] Ranking at each section and finish
- .-.- No data available at this section
- NA No data available



Horse/Jockey Name	Adelad
Final Rank	8
Fastest Section Time (Section)	0:08.36 (Overall)
Top Speed [km/h] (Section)	65.4 (1200m)
Race State	Finished



Eagle Farm QLD Professional

Race 6: DrinkWise Class 3 Handicap - 1500m

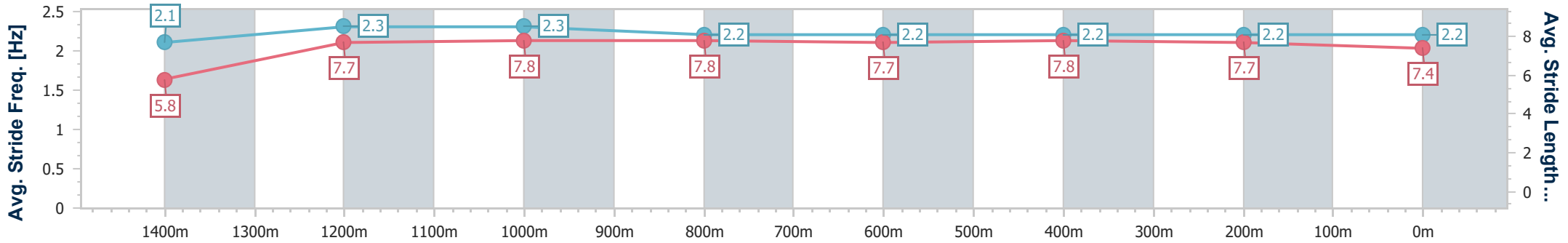
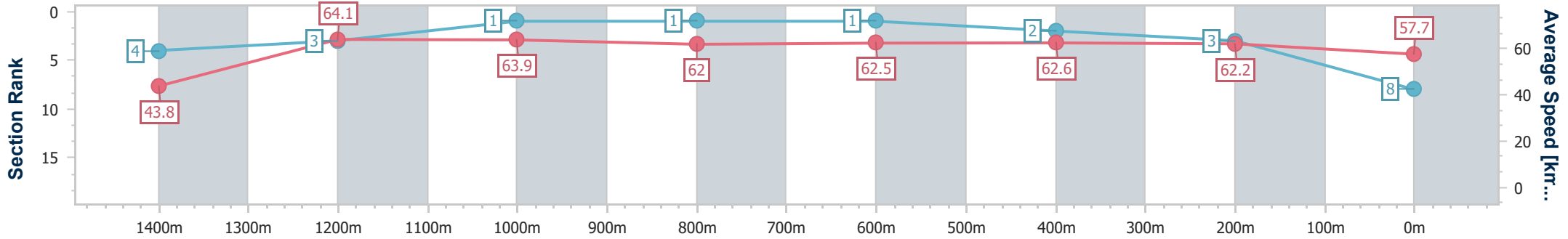
12 October 2024 - 14:45

Track Rating: Good 4, Weather: Fine, Rail Position: +4m Entire



BRISBANE RACING CLUB

Section	Overall	1400m	1200m	1000m	800m	600m	400m	200m
Section Times	1:29.96 [8] (0:08.36)	1:21.60 [4] (0:11.25)	1:10.35 [3] (0:11.29)	0:59.06 [1] (0:11.77)	0:47.29 [1] (0:11.61)	0:35.68 [1] (0:11.62)	0:24.06 [2] (0:11.59)	0:12.47 [3] (0:12.47)
Average Speed [km/h]	43.8	64.1	63.9	62.0	62.5	62.6	62.2	57.7
Top Speed [km/h]	62.4	65.3	65.4	62.6	63.2	64.1	63.3	60.0
Avg. Dist. to Rail [m]	12.7	4.3	3.5	2.5	2.0	1.7	2.8	2.8
Avg. Stride Freq. [Hz]	2.1	2.3	2.3	2.2	2.2	2.2	2.2	2.2
Avg. Stride Length [m]	5.8	7.7	7.8	7.8	7.7	7.8	7.7	7.4



- [] Ranking at each section and finish
- .-.- No data available at this section
- NA No data available



Horse/Jockey Name	Aldeenaary
Final Rank	9
Fastest Section Time (Section)	0:08.68 (Overall)
Top Speed [km/h] (Section)	64.9 (400m)
Race State	Finished



Eagle Farm QLD Professional

Race 6: DrinkWise Class 3 Handicap - 1500m

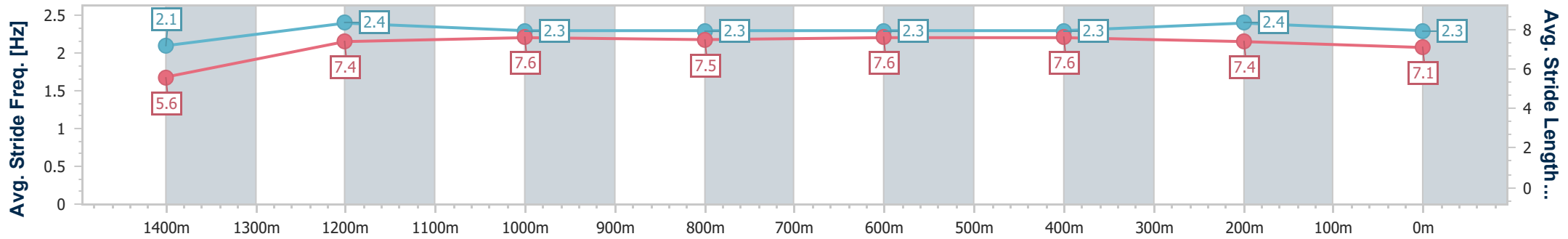
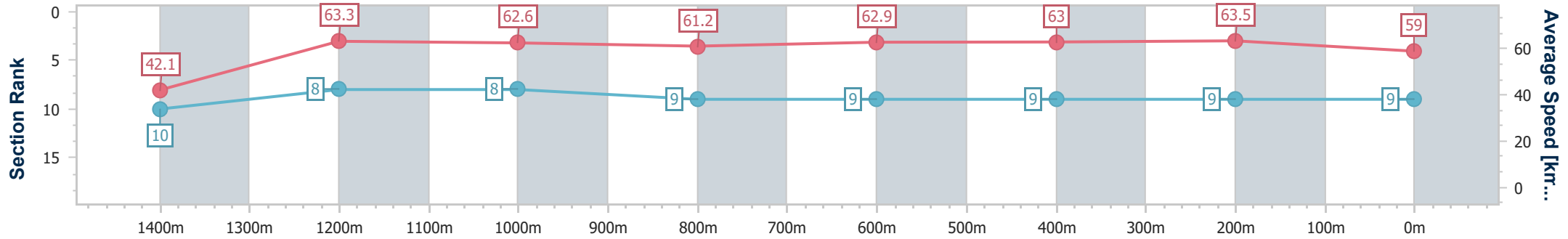
12 October 2024 - 14:45

Track Rating: Good 4, Weather: Fine, Rail Position: +4m Entire



BRISBANE RACING CLUB

Section	Overall	1400m	1200m	1000m	800m	600m	400m	200m
Section Times	1:30.08 [9] (0:08.68)	1:21.40 [10] (0:11.36)	1:10.04 [8] (0:11.53)	0:58.51 [8] (0:11.95)	0:46.56 [9] (0:11.53)	0:35.03 [9] (0:11.51)	0:23.52 [9] (0:11.29)	0:12.23 [9] (0:12.23)
Average Speed [km/h]	42.1	63.3	62.6	61.2	62.9	63.0	63.5	59.0
Top Speed [km/h]	62.1	64.7	63.2	62.3	63.7	64.7	64.9	61.7
Avg. Dist. to Rail [m]	10.8	2.2	3.7	3.6	1.5	1.0	5.4	6.0
Avg. Stride Freq. [Hz]	2.1	2.4	2.3	2.3	2.3	2.3	2.4	2.3
Avg. Stride Length [m]	5.6	7.4	7.6	7.5	7.6	7.6	7.4	7.1



- [] Ranking at each section and finish
- .-.- No data available at this section
- NA No data available



Horse/Jockey Name	American Phireball
Final Rank	10
Fastest Section Time (Section)	0:08.34 (Overall)
Top Speed [km/h] (Section)	65.2 (1200m)
Race State	Finished



Eagle Farm QLD Professional

Race 6: DrinkWise Class 3 Handicap - 1500m

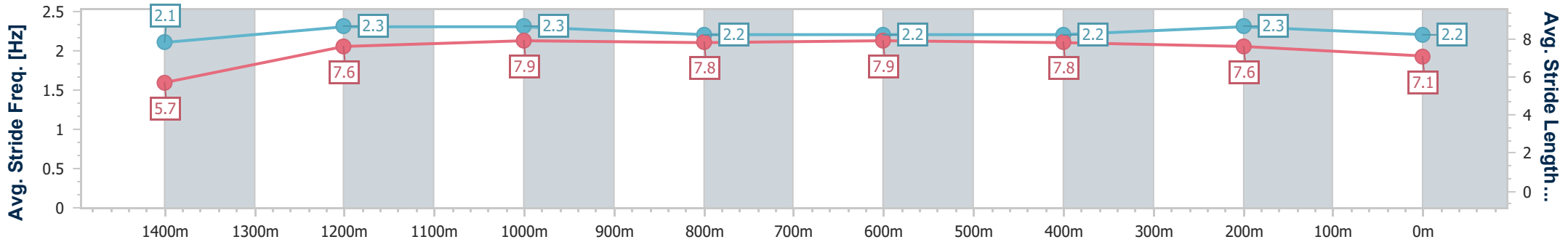
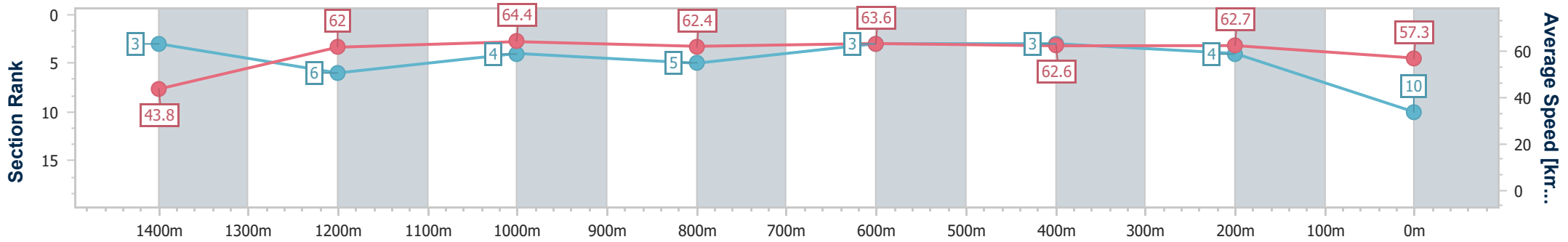
12 October 2024 - 14:45

Track Rating: Good 4, Weather: Fine, Rail Position: +4m Entire



BRISBANE RACING CLUB

Section	Overall	1400m	1200m	1000m	800m	600m	400m	200m
Section Times	1:30.08 [10] (0:08.34)	1:21.74 [3] (0:11.63)	1:10.11 [6] (0:11.27)	0:58.84 [4] (0:11.77)	0:47.07 [5] (0:11.42)	0:35.65 [3] (0:11.59)	0:24.06 [3] (0:11.50)	0:12.56 [4] (0:12.56)
Average Speed [km/h]	43.8	62.0	64.4	62.4	63.6	62.6	62.7	57.3
Top Speed [km/h]	60.1	63.8	65.2	63.2	64.2	63.5	63.8	60.4
Avg. Dist. to Rail [m]	14.2	4.7	5.7	4.5	1.7	1.8	3.4	3.0
Avg. Stride Freq. [Hz]	2.1	2.3	2.3	2.2	2.2	2.2	2.3	2.2
Avg. Stride Length [m]	5.7	7.6	7.9	7.8	7.9	7.8	7.6	7.1



- [] Ranking at each section and finish
- .-.- No data available at this section
- NA No data available