



Eagle Farm QLD Professional

Race 8: XXXX QUEENSLAND CUP - 2400m

12 October 2024 - 16:04



BRISBANE
RACING CLUB

Track Rating: Good 4, Weather: Fine, Rail Position: +4m Entire

Section		Overall	2200m	2000m	1800m	1600m	1400m	1200m	Last 600m				
Field Times		2:28.45 (0:14.07)	2:14.38 (0:11.59)	2:02.79 (0:12.37)	1:50.42 (0:12.85)	1:37.57 (0:12.73)	1:24.84 (0:12.27)	1:12.57 (0:12.29)	0:35.88				
Rank	TAB Horse/Jockey	Barrier	Top Speed [km/h]	Fastest Section									Distance Travelled [m]
1	3 NIKAU SPUR James Orman	1	64.0 400m	0:11.42 400m	2:28.45 [1] (0:14.53)	2:13.92 [9] (0:11.82)	2:02.10 [9] (0:12.58)	1:49.52 [9] (0:12.93)	1:36.59 [9] (0:12.84)	1:23.75 [9] (0:12.08)	1:11.67 [9] (0:12.20)	0:35.15	
2	1 MORMONA Ron Stewart	12	64.0 600m	0:11.74 600m	2:28.97 [2] (0:14.21)	2:14.76 [6] (0:12.03)	2:02.73 [8] (0:12.65)	1:50.08 [8] (0:12.90)	1:37.18 [8] (0:12.78)	1:24.40 [8] (0:12.12)	1:12.28 [8] (0:12.13)	0:36.05	+18
3	5 KIRKEBY Andrew Mallyon	10	63.0 600m	0:11.65 400m	2:28.98 [3] (0:14.91)	2:14.07 [11] (0:11.83)	2:02.24 [11] (0:12.39)	1:49.85 [10] (0:12.92)	1:36.93 [11] (0:12.79)	1:24.14 [11] (0:12.19)	1:11.95 [11] (0:12.12)	0:35.76	+5
4	9 ARTFUL GIRL Tahlia Fenlon	7	63.3 2200m	0:11.59 2200m	2:29.01 [4] (0:14.07)	2:14.94 [1] (0:11.59)	2:03.35 [1] (0:12.63)	1:50.72 [3] (0:12.97)	1:37.75 [3] (0:12.84)	1:24.91 [3] (0:12.12)	1:12.79 [4] (0:12.26)	0:35.99	+3
5	12 SIMPLY REFUSE Robbie Dolan	8	64.0 800m	0:11.60 400m	2:29.01 [5] (0:15.43)	2:13.58 [12] (0:11.78)	2:01.80 [12] (0:12.43)	1:49.37 [12] (0:12.74)	1:36.63 [12] (0:12.73)	1:23.90 [12] (0:12.17)	1:11.73 [12] (0:12.21)	0:35.58	+9
6	6 CHAYSE 'N' ARTIE Luke Tarrant	3	62.8 400m	0:11.59 400m	2:29.11 [6] (0:14.18)	2:14.93 [4] (0:11.82)	2:03.11 [6] (0:12.73)	1:50.38 [6] (0:12.88)	1:37.50 [6] (0:12.82)	1:24.68 [6] (0:12.13)	1:12.55 [6] (0:12.21)	0:35.97	+11
7	7 SOUTHERN STOCK Jake Bayliss	2	62.4 800m	0:11.76 400m	2:29.17 [7] (0:14.67)	2:14.50 [10] (0:12.02)	2:02.48 [10] (0:12.46)	1:50.02 [11] (0:12.84)	1:37.18 [10] (0:12.76)	1:24.42 [10] (0:12.19)	1:12.23 [10] (0:12.22)	0:36.04	+8
8	11 GLEN MASSEY Karl Zechner	4	62.6 600m	0:11.75 2200m	2:29.63 [8] (0:14.47)	2:15.16 [8] (0:11.75)	2:03.41 [7] (0:12.55)	1:50.86 [7] (0:12.98)	1:37.88 [7] (0:12.73)	1:25.15 [7] (0:12.21)	1:12.94 [7] (0:12.19)	0:36.59	+17
9	10 HELEVA DEEL Georgina Cartwright	5	65.0 Overall	0:11.50 2200m	2:29.89 [9] (0:14.42)	2:15.47 [7] (0:11.50)	2:03.97 [4] (0:12.49)	1:51.48 [4] (0:13.02)	1:38.46 [4] (0:12.76)	1:25.70 [4] (0:12.03)	1:13.67 [3] (0:12.15)	0:37.28	+15
10	8 TAPPY'S LAD Trudy Thornton	11	63.2 2200m	0:11.87 2200m	2:30.39 [10] (0:14.10)	2:16.29 [2] (0:11.87)	2:04.42 [5] (0:12.61)	1:51.81 [5] (0:12.92)	1:38.89 [5] (0:12.78)	1:26.11 [5] (0:12.21)	1:13.90 [5] (0:12.15)	0:37.24	+18

Scratched: Kairos Louie (#13)

Report Created: Sat 12 October 2024 16:40 GMT+1 (Note: Timing is based on position data)

Page 1/16

[] Ranking at each section and finish
 -:-:- No data available at this section
 NA No data available

SCN Saddle cloth number
 DNF Did not finish
 DNT Did not track

data processed by TRIPLES DATA



Eagle Farm QLD Professional
Race 8: XXXX QUEENSLAND CUP - 2400m
12 October 2024 - 16:04



BRISBANE
RACING CLUB

Track Rating: Good 4, Weather: Fine, Rail Position: +4m Entire

Section		Overall	2200m	2000m	1800m	1600m	1400m	1200m	Last 600m				
Field Times		2:28.45 (0:14.07)	2:14.38 (0:11.59)	2:02.79 (0:12.37)	1:50.42 (0:12.85)	1:37.57 (0:12.73)	1:24.84 (0:12.27)	1:12.57 (0:12.29)	0:35.88				
Rank	TAB Horse/Jockey	Barrier	Top Speed [km/h]	Fastest Section					Distance Travelled [m]				
11	2 TAPILDOODLEDO Nikita Beriman	6	64.4 2200m	0:11.50 2200m	2:30.88 [11] (0:14.20)	2:16.68 [5] (0:11.50)	2:05.18 [2] (0:12.33)	1:52.85 [1] (0:12.85)	1:40.00 [1] (0:12.73)	1:27.27 [1] (0:12.27)	1:15.00 [1] (0:12.29)	0:38.31	+1
12	4 THIRD REALM Cejay Graham	9	64.1 Overall	0:11.56 2200m	2:32.41 [12] (0:14.15)	2:18.26 [3] (0:11.56)	2:06.70 [3] (0:12.46)	1:54.24 [2] (0:12.89)	1:41.35 [2] (0:12.72)	1:28.63 [2] (0:12.15)	1:16.48 [2] (0:12.24)	0:39.75	+11

Scratched: Kairos Louie (#13)

[] Ranking at each section and finish
 -:-:-:- No data available at this section
 NA No data available

SCN Saddle cloth number
 DNF Did not finish
 DNT Did not track



Eagle Farm QLD Professional

Race 8: XXXX QUEENSLAND CUP - 2400m

12 October 2024 - 16:04



BRISBANE
RACING CLUB

Track Rating: Good 4, Weather: Fine, Rail Position: +4m Entire

Section		1000m	800m	600m	400m	200m	Last 600m					
Field Times		1:00.28 (0:12.35)	0:47.93 (0:12.05)	0:35.88 (0:11.96)	0:23.92 (0:12.03)	0:11.89 (0:11.89)	0:35.88					
Rank	TAB Horse/Jockey	Barrier	Top Speed [km/h]	Fastest Section	Margin					Distance Travelled [m]		
1	3 NIKAU SPUR James Orman	1	64.0 400m	0:11.42 400m	0:59.47 [9] (0:12.43)	0:47.04 [11] (0:11.89)	0:35.15 [11] (0:11.92)	0:23.23 [11] (0:11.42)	0:11.81 [2] (0:11.81)	2:28.45	0:35.15	
2	1 MORMONA Ron Stewart	12	64.0 600m	0:11.74 600m	1:00.15 [7] (0:12.35)	0:47.80 [8] (0:11.75)	0:36.05 [4] (0:11.74)	0:24.31 [2] (0:11.90)	0:12.41 [1] (0:12.41)	3.06L	0:36.05	+18
3	5 KIRKEBY Andrew Mallyon	10	63.0 600m	0:11.65 400m	0:59.83 [10] (0:12.24)	0:47.59 [10] (0:11.83)	0:35.76 [10] (0:11.87)	0:23.89 [8] (0:11.65)	0:12.24 [6] (0:12.24)	3.13L	0:35.76	+5
4	9 ARTFUL GIRL Tahlia Fenlon	7	63.3 2200m	0:11.59 2200m	1:00.53 [4] (0:12.40)	0:48.13 [4] (0:12.14)	0:35.99 [5] (0:11.75)	0:24.24 [4] (0:11.92)	0:12.32 [3] (0:12.32)	3.33L	0:35.99	+3
5	12 SIMPLY REFUSE Robbie Dolan	8	64.0 800m	0:11.60 400m	0:59.52 [12] (0:12.20)	0:47.32 [12] (0:11.74)	0:35.58 [12] (0:11.67)	0:23.91 [9] (0:11.60)	0:12.31 [4] (0:12.31)	3.34L	0:35.58	+9
6	6 CHAYSE 'N' ARTIE Luke Tarrant	3	62.8 400m	0:11.59 400m	1:00.34 [6] (0:12.31)	0:48.03 [6] (0:12.06)	0:35.97 [8] (0:12.00)	0:23.97 [10] (0:11.59)	0:12.38 [5] (0:12.38)	3.88L	0:35.97	+11
7	7 SOUTHERN STOCK Jake Bayliss	2	62.4 800m	0:11.76 400m	1:00.01 [11] (0:12.20)	0:47.81 [9] (0:11.77)	0:36.04 [7] (0:11.91)	0:24.13 [7] (0:11.76)	0:12.37 [8] (0:12.37)	4.25L	0:36.04	+8
8	11 GLEN MASSEY Karl Zechner	4	62.6 600m	0:11.75 2200m	1:00.75 [8] (0:12.22)	0:48.53 [7] (0:11.94)	0:36.59 [6] (0:11.88)	0:24.71 [5] (0:11.88)	0:12.83 [9] (0:12.83)	6.94L	0:36.59	+17
9	10 HELEVA DEEL Georgina Cartwright	5	65.0 Overall	0:11.50 2200m	1:01.52 [3] (0:12.27)	0:49.25 [3] (0:11.97)	0:37.28 [2] (0:11.92)	0:25.36 [1] (0:12.23)	0:13.13 [7] (0:13.13)	8.5L	0:37.28	+15
10	8 TAPPY'S LAD Trudy Thornton	11	63.2 2200m	0:11.87 2200m	1:01.75 [5] (0:12.39)	0:49.36 [5] (0:12.12)	0:37.24 [9] (0:12.38)	0:24.86 [12] (0:12.04)	0:12.82 [11] (0:12.82)	11.44L	0:37.24	+18

Scratched: Kairos Louie (#13)

Report Created: Sat 12 October 2024 16:40 GMT+1 (Note: Timing is based on position data)

Page 3/16

[] Ranking at each section and finish
 -:-:- No data available at this section
 NA No data available

SCN Saddle cloth number
 DNF Did not finish
 DNT Did not track

data processed by TRIPLESDATA



Eagle Farm QLD Professional
Race 8: XXXX QUEENSLAND CUP - 2400m
12 October 2024 - 16:04



Track Rating: Good 4, Weather: Fine, Rail Position: +4m Entire

Section		1000m	800m	600m	400m	200m	Last 600m					
Field Times		1:00.28 (0:12.35)	0:47.93 (0:12.05)	0:35.88 (0:11.96)	0:23.92 (0:12.03)	0:11.89 (0:11.89)	0:35.88					
Rank	TAB Horse/Jockey	Barrier	Top Speed [km/h]	Fastest Section	Margin					Distance Travelled [m]		
11	2 TAPILDOODLEDO Nikita Beriman	6	64.4 2200m	0:11.50 2200m	1:02.71 [1] (0:12.39)	0:50.32 [2] (0:12.01)	0:38.31 [1] (0:12.10)	0:26.21 [3] (0:12.40)	0:13.81 [10] (0:13.81)	14.28L	0:38.31	+1
12	4 THIRD REALM Cejay Graham	9	64.1 Overall	0:11.56 2200m	1:04.24 [2] (0:12.35)	0:51.89 [1] (0:12.14)	0:39.75 [3] (0:12.36)	0:27.39 [6] (0:12.86)	0:14.53 [12] (0:14.53)	23.3L	0:39.75	+11

Scratched: Kairos Louie (#13)

[] Ranking at each section and finish
 -:--:-- No data available at this section
 NA No data available

SCN Saddle cloth number
 DNF Did not finish
 DNT Did not track



Horse/Jockey Name	Nikau Spur
Final Rank	1
Fastest Section Time (Section)	0:11.42 (400m)
Top Speed [km/h] (Section)	64.0 (400m)
Race State	Finished



Eagle Farm QLD Professional
Race 8: XXXX QUEENSLAND CUP - 2400m

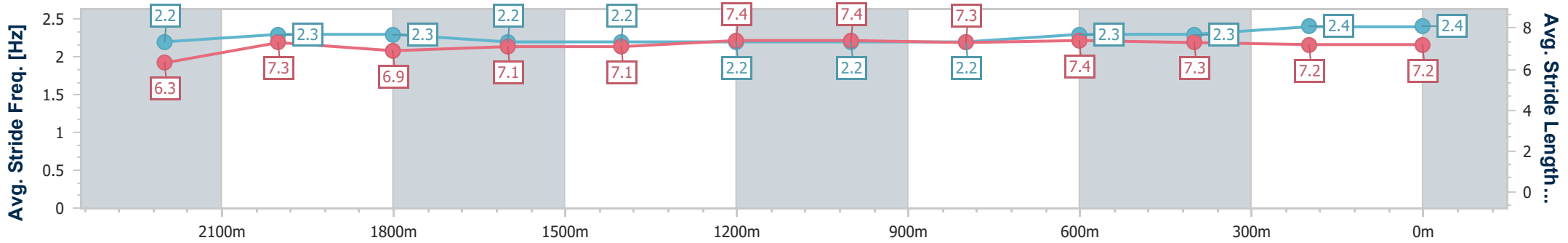
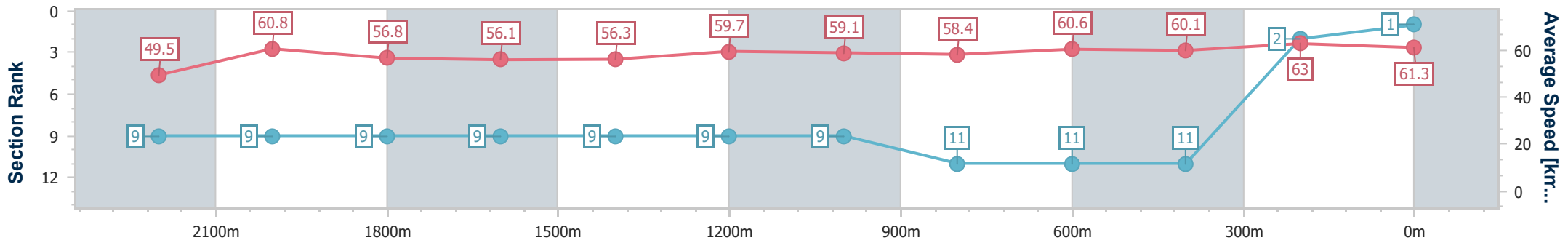
12 October 2024 - 16:04

Track Rating: Good 4, Weather: Fine, Rail Position: +4m Entire



BRISBANE RACING CLUB

Section	Overall	2200m	2000m	1800m	1600m	1400m	1200m	1000m	800m	600m	400m	200m
Section Times	2:28.45 [1] (0:14.53)	2:13.92 [9] (0:11.82)	2:02.10 [9] (0:12.58)	1:49.52 [9] (0:12.93)	1:36.59 [9] (0:12.84)	1:23.75 [9] (0:12.08)	1:11.67 [9] (0:12.20)	0:59.47 [9] (0:12.43)	0:47.04 [11] (0:11.89)	0:35.15 [11] (0:11.92)	0:23.23 [11] (0:11.42)	0:11.81 [2] (0:11.81)
Average Speed [km/h]	49.5	60.8	56.8	56.1	56.3	59.7	59.1	58.4	60.6	60.1	63.0	61.3
Top Speed [km/h]	60.9	62.4	60.3	56.8	58.3	61.4	60.4	59.6	62.1	63.2	64.0	63.6
Avg. Dist. to Rail [m]	1.7	2.4	1.4	1.2	1.4	0.9	1.7	1.5	0.6	0.8	1.5	2.0
Avg. Stride Freq. [Hz]	2.2	2.3	2.3	2.2	2.2	2.2	2.2	2.2	2.3	2.3	2.4	2.4
Avg. Stride Length [m]	6.3	7.3	6.9	7.1	7.1	7.4	7.4	7.3	7.4	7.3	7.2	7.2



- [] Ranking at each section and finish
- .-.- No data available at this section
- NA No data available



Horse/Jockey Name	Mormona
Final Rank	2
Fastest Section Time (Section)	0:11.74 (600m)
Top Speed [km/h] (Section)	64.0 (600m)
Race State	Finished



Eagle Farm QLD Professional
Race 8: XXXX QUEENSLAND CUP - 2400m

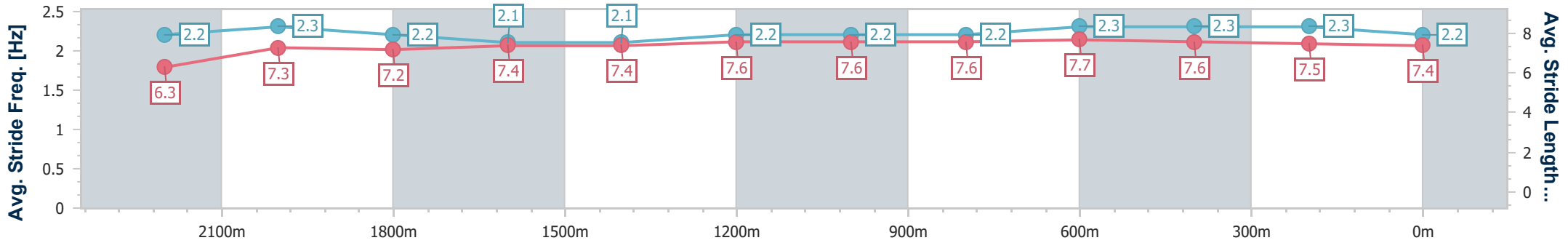
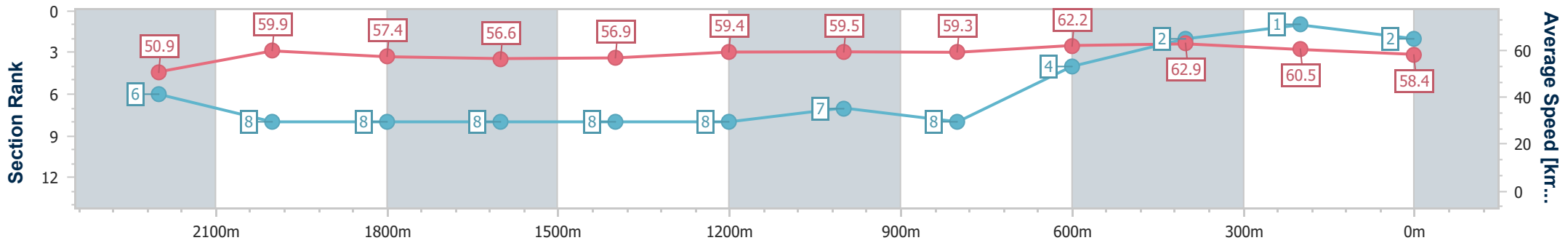


12 October 2024 - 16:04

Track Rating: Good 4, Weather: Fine, Rail Position: +4m Entire

BRISBANE RACING CLUB

Section	Overall	2200m	2000m	1800m	1600m	1400m	1200m	1000m	800m	600m	400m	200m
Section Times	2:28.97 [2] (0:14.21)	2:14.76 [6] (0:12.03)	2:02.73 [8] (0:12.65)	1:50.08 [8] (0:12.90)	1:37.18 [8] (0:12.78)	1:24.40 [8] (0:12.12)	1:12.28 [8] (0:12.13)	1:00.15 [7] (0:12.35)	0:47.80 [8] (0:11.75)	0:36.05 [4] (0:11.74)	0:24.31 [2] (0:11.90)	0:12.41 [1] (0:12.41)
Average Speed [km/h]	50.9	59.9	57.4	56.6	56.9	59.4	59.5	59.3	62.2	62.9	60.5	58.4
Top Speed [km/h]	63.1	62.6	59.1	57.3	58.3	60.5	60.5	60.4	63.4	64.0	62.4	59.6
Avg. Dist. to Rail [m]	10.4	3.0	1.8	2.7	2.7	2.9	3.4	3.5	3.4	5.0	8.5	6.9
Avg. Stride Freq. [Hz]	2.2	2.3	2.2	2.1	2.1	2.2	2.2	2.2	2.3	2.3	2.3	2.2
Avg. Stride Length [m]	6.3	7.3	7.2	7.4	7.4	7.6	7.6	7.6	7.7	7.6	7.5	7.4



- [] Ranking at each section and finish
- .-.- No data available at this section
- NA No data available



Horse/Jockey Name	Kirkeby
Final Rank	3
Fastest Section Time (Section)	0:11.65 (400m)
Top Speed [km/h] (Section)	63.0 (600m)
Race State	Finished



Eagle Farm QLD Professional
Race 8: XXXX QUEENSLAND CUP - 2400m

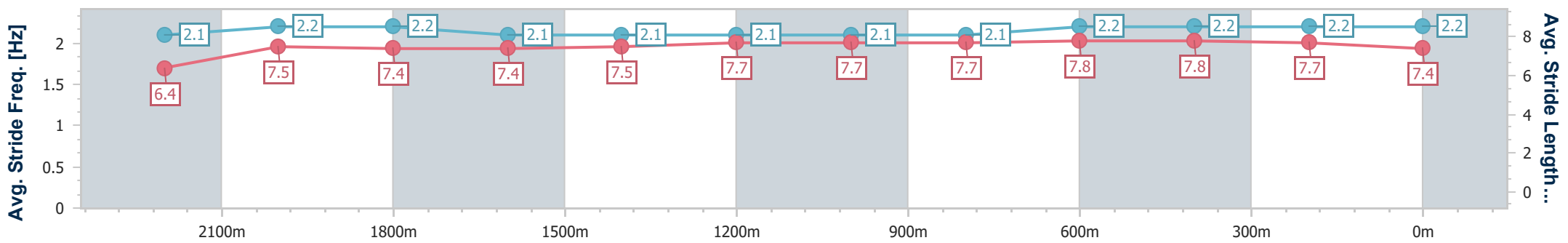
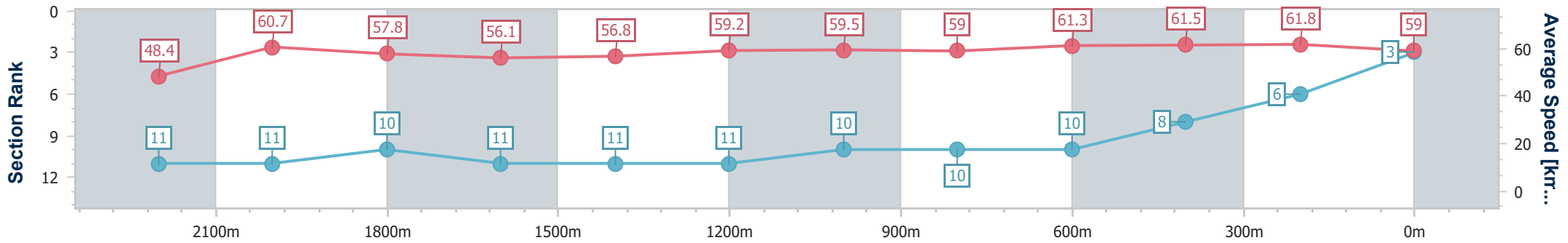


12 October 2024 - 16:04

Track Rating: Good 4, Weather: Fine, Rail Position: +4m Entire

BRISBANE RACING CLUB

Section	Overall	2200m	2000m	1800m	1600m	1400m	1200m	1000m	800m	600m	400m	200m
Section Times	2:28.98 [3] (0:14.91)	2:14.07 [11] (0:11.83)	2:02.24 [11] (0:12.39)	1:49.85 [10] (0:12.92)	1:36.93 [11] (0:12.79)	1:24.14 [11] (0:12.19)	1:11.95 [11] (0:12.12)	0:59.83 [10] (0:12.24)	0:47.59 [10] (0:11.83)	0:35.76 [10] (0:11.87)	0:23.89 [8] (0:11.65)	0:12.24 [6] (0:12.24)
Average Speed [km/h]	48.4	60.7	57.8	56.1	56.8	59.2	59.5	59.0	61.3	61.5	61.8	59.0
Top Speed [km/h]	60.9	61.8	59.3	56.6	58.1	59.6	61.0	60.2	62.3	63.0	62.7	60.7
Avg. Dist. to Rail [m]	6.5	2.5	1.3	1.1	2.8	2.8	1.7	0.7	1.3	2.7	9.5	10.9
Avg. Stride Freq. [Hz]	2.1	2.2	2.2	2.1	2.1	2.1	2.1	2.1	2.2	2.2	2.2	2.2
Avg. Stride Length [m]	6.4	7.5	7.4	7.4	7.5	7.7	7.7	7.7	7.8	7.8	7.7	7.4



- [] Ranking at each section and finish
- .-.- No data available at this section
- NA No data available



Horse/Jockey Name	Artful Girl
Final Rank	4
Fastest Section Time (Section)	0:11.59 (2200m)
Top Speed [km/h] (Section)	63.3 (2200m)
Race State	Finished



Eagle Farm QLD Professional
Race 8: XXXX QUEENSLAND CUP - 2400m

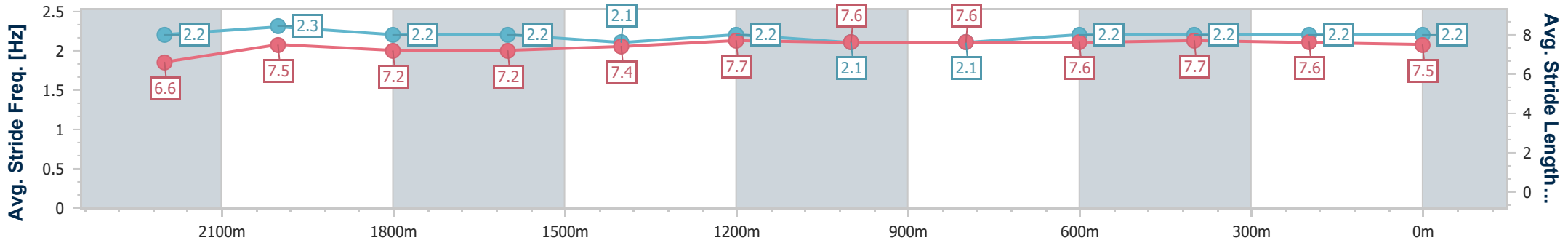
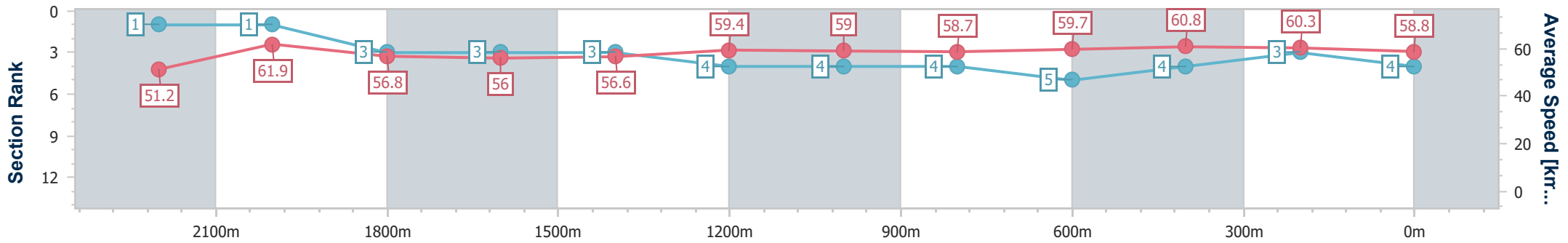


12 October 2024 - 16:04

BRISBANE RACING CLUB

Track Rating: Good 4, Weather: Fine, Rail Position: +4m Entire

Section	Overall	2200m	2000m	1800m	1600m	1400m	1200m	1000m	800m	600m	400m	200m
Section Times	2:29.01 [4] (0:14.07)	2:14.94 [1] (0:11.59)	2:03.35 [1] (0:12.63)	1:50.72 [3] (0:12.97)	1:37.75 [3] (0:12.84)	1:24.91 [3] (0:12.12)	1:12.79 [4] (0:12.26)	1:00.53 [4] (0:12.40)	0:48.13 [4] (0:12.14)	0:35.99 [5] (0:11.75)	0:24.24 [4] (0:11.92)	0:12.32 [3] (0:12.32)
Average Speed [km/h]	51.2	61.9	56.8	56.0	56.6	59.4	59.0	58.7	59.7	60.8	60.3	58.8
Top Speed [km/h]	62.0	63.3	59.7	56.7	58.7	60.4	59.4	61.0	60.8	61.6	61.1	59.4
Avg. Dist. to Rail [m]	3.5	1.2	1.3	1.6	2.7	2.7	2.3	2.5	1.8	2.1	1.7	1.7
Avg. Stride Freq. [Hz]	2.2	2.3	2.2	2.2	2.1	2.2	2.1	2.1	2.2	2.2	2.2	2.2
Avg. Stride Length [m]	6.6	7.5	7.2	7.2	7.4	7.7	7.6	7.6	7.6	7.7	7.6	7.5



- [] Ranking at each section and finish
- .-.- No data available at this section
- NA No data available



Horse/Jockey Name	Simply Refuse
Final Rank	5
Fastest Section Time (Section)	0:11.60 (400m)
Top Speed [km/h] (Section)	64.0 (800m)
Race State	Finished



Eagle Farm QLD Professional
Race 8: XXXX QUEENSLAND CUP - 2400m

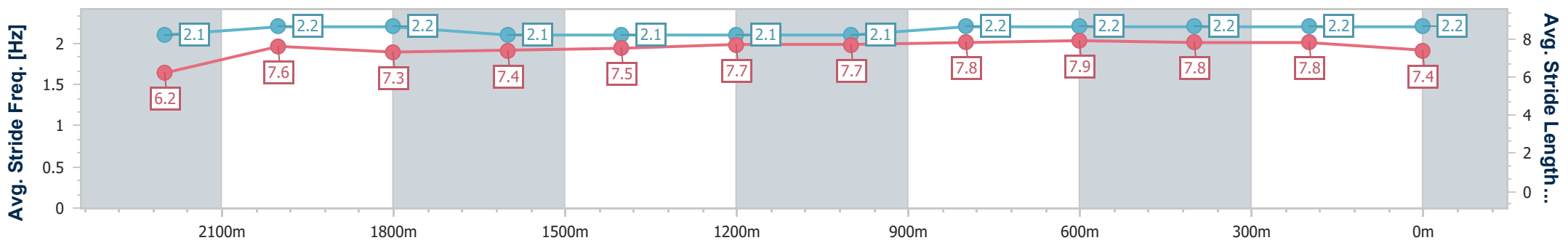
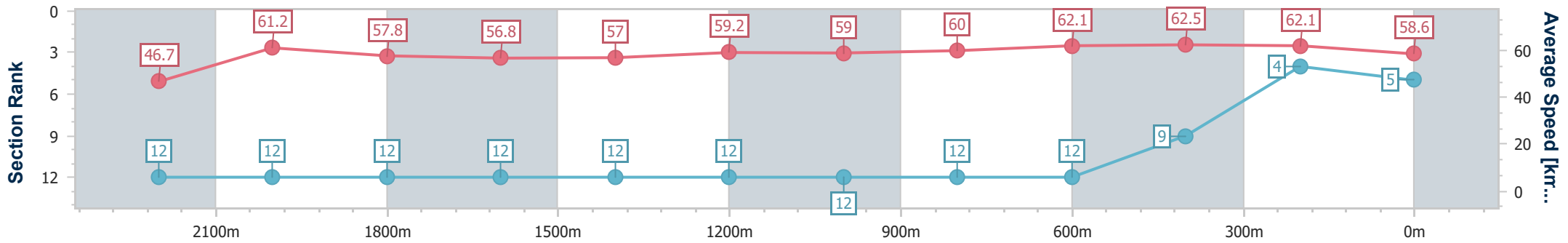


12 October 2024 - 16:04

Track Rating: Good 4, Weather: Fine, Rail Position: +4m Entire

BRISBANE RACING CLUB

Section	Overall	2200m	2000m	1800m	1600m	1400m	1200m	1000m	800m	600m	400m	200m
Section Times	2:29.01 [5] (0:15.43)	2:13.58 [12] (0:11.78)	2:01.80 [12] (0:12.43)	1:49.37 [12] (0:12.74)	1:36.63 [12] (0:12.73)	1:23.90 [12] (0:12.17)	1:11.73 [12] (0:12.21)	0:59.52 [12] (0:12.20)	0:47.32 [12] (0:11.74)	0:35.58 [12] (0:11.67)	0:23.91 [9] (0:11.60)	0:12.31 [4] (0:12.31)
Average Speed [km/h]	46.7	61.2	57.8	56.8	57.0	59.2	59.0	60.0	62.1	62.5	62.1	58.6
Top Speed [km/h]	63.0	62.5	59.4	58.1	58.5	60.2	60.1	61.5	64.0	63.8	63.8	60.0
Avg. Dist. to Rail [m]	5.8	0.3	0.8	0.7	1.8	2.1	2.8	3.1	2.8	3.3	7.5	8.5
Avg. Stride Freq. [Hz]	2.1	2.2	2.2	2.1	2.1	2.1	2.1	2.2	2.2	2.2	2.2	2.2
Avg. Stride Length [m]	6.2	7.6	7.3	7.4	7.5	7.7	7.7	7.8	7.9	7.8	7.8	7.4



- [] Ranking at each section and finish
- .-.- No data available at this section
- NA No data available



Horse/Jockey Name	Chayse 'N' Artie
Final Rank	6
Fastest Section Time (Section)	0:11.59 (400m)
Top Speed [km/h] (Section)	62.8 (400m)
Race State	Finished



Eagle Farm QLD Professional
Race 8: XXXX QUEENSLAND CUP - 2400m

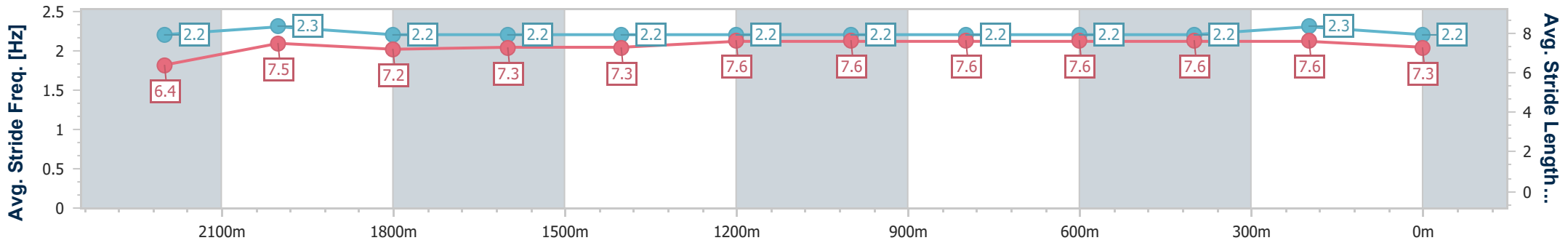
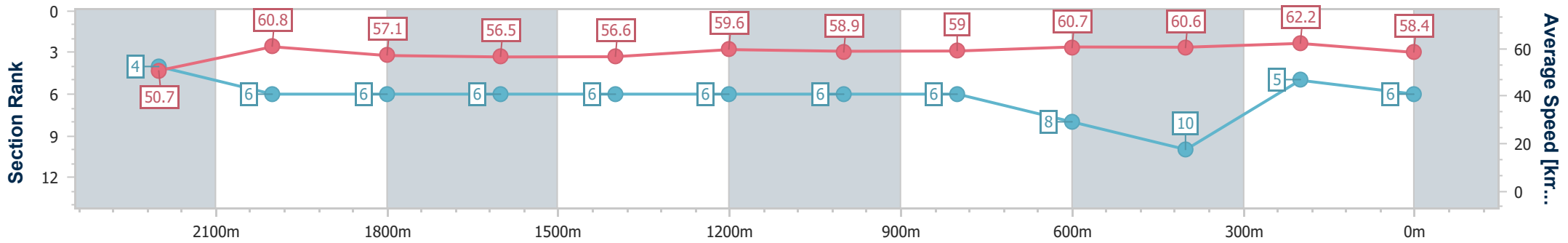
12 October 2024 - 16:04

Track Rating: Good 4, Weather: Fine, Rail Position: +4m Entire



BRISBANE RACING CLUB

Section	Overall	2200m	2000m	1800m	1600m	1400m	1200m	1000m	800m	600m	400m	200m
Section Times	2:29.11 [6] (0:14.18)	2:14.93 [4] (0:11.82)	2:03.11 [6] (0:12.73)	1:50.38 [6] (0:12.88)	1:37.50 [6] (0:12.82)	1:24.68 [6] (0:12.13)	1:12.55 [6] (0:12.21)	1:00.34 [6] (0:12.31)	0:48.03 [6] (0:12.06)	0:35.97 [8] (0:12.00)	0:23.97 [10] (0:11.59)	0:12.38 [5] (0:12.38)
Average Speed [km/h]	50.7	60.8	57.1	56.5	56.6	59.6	58.9	59.0	60.7	60.6	62.2	58.4
Top Speed [km/h]	62.7	62.1	60.6	57.5	58.0	60.1	60.5	60.8	61.7	62.3	62.8	61.1
Avg. Dist. to Rail [m]	2.2	0.8	1.3	2.4	2.6	1.4	1.1	1.8	3.8	1.8	1.4	0.5
Avg. Stride Freq. [Hz]	2.2	2.3	2.2	2.2	2.2	2.2	2.2	2.2	2.2	2.2	2.3	2.2
Avg. Stride Length [m]	6.4	7.5	7.2	7.3	7.3	7.6	7.6	7.6	7.6	7.6	7.6	7.3



- [] Ranking at each section and finish
- .-.- No data available at this section
- NA No data available



Horse/Jockey Name	Southern Stock
Final Rank	7
Fastest Section Time (Section)	0:11.76 (400m)
Top Speed [km/h] (Section)	62.4 (800m)
Race State	Finished



Eagle Farm QLD Professional
Race 8: XXXX QUEENSLAND CUP - 2400m

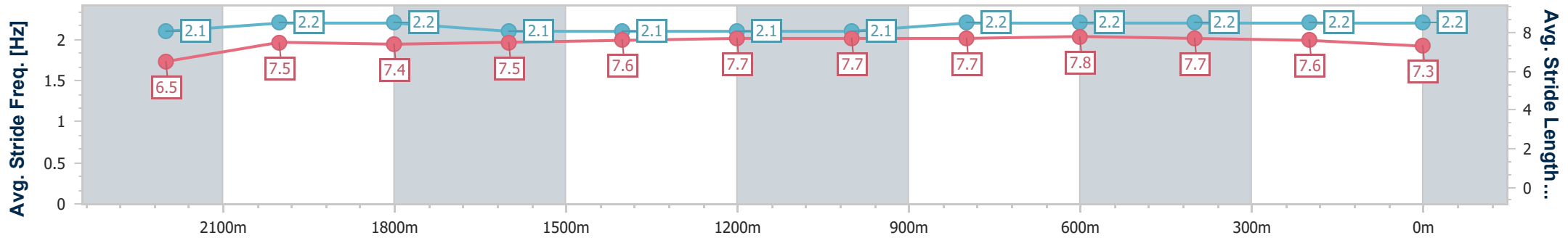
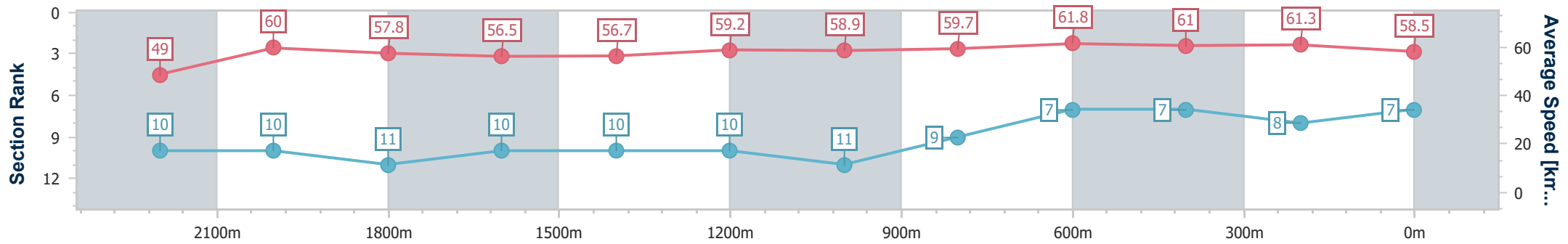


12 October 2024 - 16:04

Track Rating: Good 4, Weather: Fine, Rail Position: +4m Entire

BRISBANE RACING CLUB

Section	Overall	2200m	2000m	1800m	1600m	1400m	1200m	1000m	800m	600m	400m	200m
Section Times	2:29.17 [7] (0:14.67)	2:14.50 [10] (0:12.02)	2:02.48 [10] (0:12.46)	1:50.02 [11] (0:12.84)	1:37.18 [10] (0:12.76)	1:24.42 [10] (0:12.19)	1:12.23 [10] (0:12.22)	1:00.01 [11] (0:12.20)	0:47.81 [9] (0:11.77)	0:36.04 [7] (0:11.91)	0:24.13 [7] (0:11.76)	0:12.37 [8] (0:12.37)
Average Speed [km/h]	49.0	60.0	57.8	56.5	56.7	59.2	58.9	59.7	61.8	61.0	61.3	58.5
Top Speed [km/h]	59.7	61.7	59.3	57.8	57.6	59.8	60.2	61.0	62.4	62.4	62.4	59.8
Avg. Dist. to Rail [m]	2.0	0.7	1.0	1.4	1.7	2.6	2.9	2.2	1.9	2.4	8.5	8.0
Avg. Stride Freq. [Hz]	2.1	2.2	2.2	2.1	2.1	2.1	2.1	2.2	2.2	2.2	2.2	2.2
Avg. Stride Length [m]	6.5	7.5	7.4	7.5	7.6	7.7	7.7	7.7	7.8	7.7	7.6	7.3



- [] Ranking at each section and finish
- .-.- No data available at this section
- NA No data available



Horse/Jockey Name	Glen Massey
Final Rank	8
Fastest Section Time (Section)	0:11.75 (2200m)
Top Speed [km/h] (Section)	62.6 (600m)
Race State	Finished



Eagle Farm QLD Professional
Race 8: XXXX QUEENSLAND CUP - 2400m

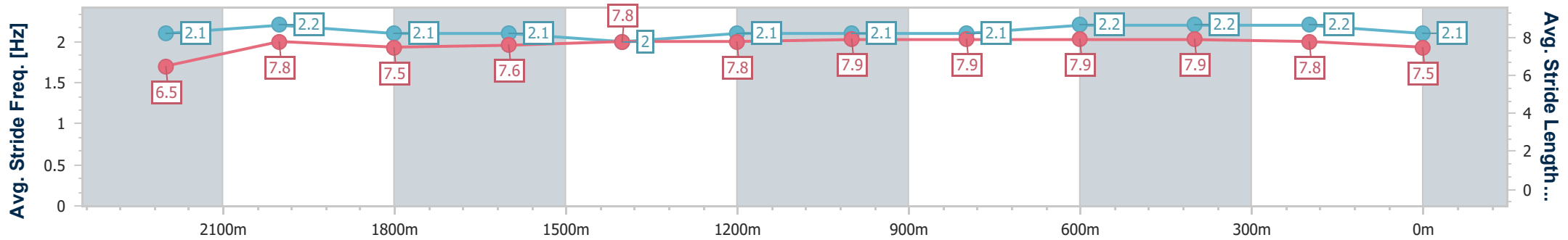
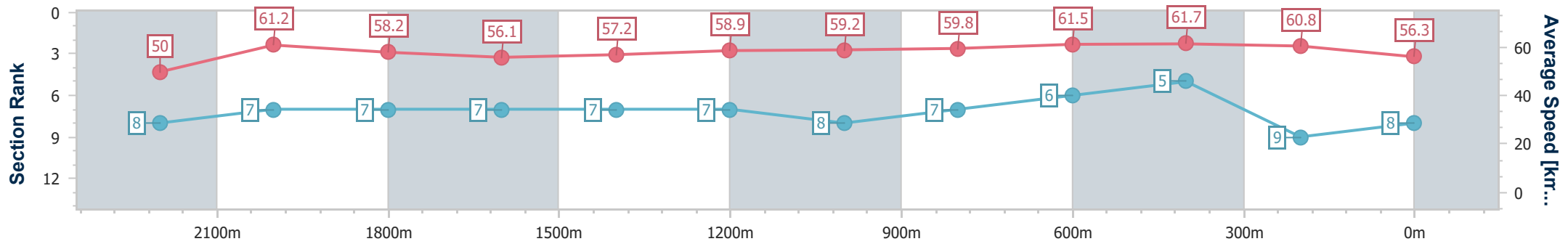


12 October 2024 - 16:04

Track Rating: Good 4, Weather: Fine, Rail Position: +4m Entire

BRISBANE RACING CLUB

Section	Overall	2200m	2000m	1800m	1600m	1400m	1200m	1000m	800m	600m	400m	200m
Section Times	2:29.63 [8] (0:14.47)	2:15.16 [8] (0:11.75)	2:03.41 [7] (0:12.55)	1:50.86 [7] (0:12.98)	1:37.88 [7] (0:12.73)	1:25.15 [7] (0:12.21)	1:12.94 [7] (0:12.19)	1:00.75 [8] (0:12.22)	0:48.53 [7] (0:11.94)	0:36.59 [6] (0:11.88)	0:24.71 [5] (0:11.88)	0:12.83 [9] (0:12.83)
Average Speed [km/h]	50.0	61.2	58.2	56.1	57.2	58.9	59.2	59.8	61.5	61.7	60.8	56.3
Top Speed [km/h]	62.0	62.0	59.4	57.1	58.3	60.0	60.2	61.8	62.3	62.6	62.0	59.4
Avg. Dist. to Rail [m]	2.9	0.8	2.6	2.5	2.4	2.4	2.6	3.3	3.6	4.2	7.6	6.1
Avg. Stride Freq. [Hz]	2.1	2.2	2.1	2.1	2.0	2.1	2.1	2.1	2.2	2.2	2.2	2.1
Avg. Stride Length [m]	6.5	7.8	7.5	7.6	7.8	7.8	7.9	7.9	7.9	7.9	7.8	7.5



- [] Ranking at each section and finish
- .-.- No data available at this section
- NA No data available



Horse/Jockey Name	Heleva Deel
Final Rank	9
Fastest Section Time (Section)	0:11.50 (2200m)
Top Speed [km/h] (Section)	65.0 (Overall)
Race State	Finished



Eagle Farm QLD Professional
Race 8: XXXX QUEENSLAND CUP - 2400m

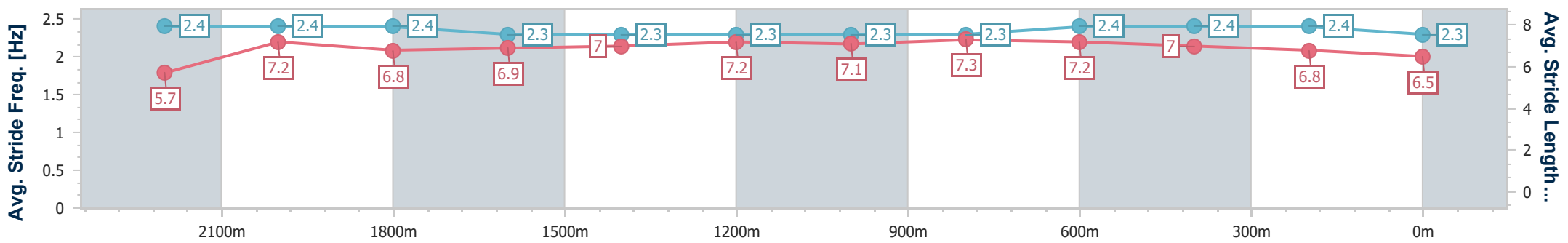
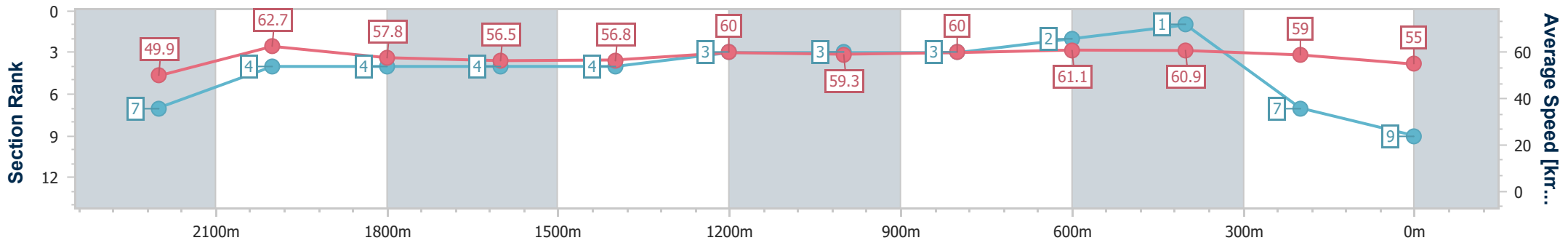


12 October 2024 - 16:04

Track Rating: Good 4, Weather: Fine, Rail Position: +4m Entire

BRISBANE RACING CLUB

Section	Overall	2200m	2000m	1800m	1600m	1400m	1200m	1000m	800m	600m	400m	200m
Section Times	2:29.89 [9] (0:14.42)	2:15.47 [7] (0:11.50)	2:03.97 [4] (0:12.49)	1:51.48 [4] (0:13.02)	1:38.46 [4] (0:12.76)	1:25.70 [4] (0:12.03)	1:13.67 [3] (0:12.15)	1:01.52 [3] (0:12.27)	0:49.25 [3] (0:11.97)	0:37.28 [2] (0:11.92)	0:25.36 [1] (0:12.23)	0:13.13 [7] (0:13.13)
Average Speed [km/h]	49.9	62.7	57.8	56.5	56.8	60.0	59.3	60.0	61.1	60.9	59.0	55.0
Top Speed [km/h]	65.0	63.9	61.7	57.1	58.7	60.5	60.1	60.9	62.4	62.3	60.5	58.4
Avg. Dist. to Rail [m]	4.3	1.1	1.9	3.8	2.4	2.0	2.4	4.3	3.3	2.1	4.6	2.9
Avg. Stride Freq. [Hz]	2.4	2.4	2.4	2.3	2.3	2.3	2.3	2.3	2.4	2.4	2.4	2.3
Avg. Stride Length [m]	5.7	7.2	6.8	6.9	7.0	7.2	7.1	7.3	7.2	7.0	6.8	6.5



- [] Ranking at each section and finish
- .-.- No data available at this section
- NA No data available



Horse/Jockey Name	Tappy's Lad
Final Rank	10
Fastest Section Time (Section)	0:11.87 (2200m)
Top Speed [km/h] (Section)	63.2 (2200m)
Race State	Finished



Eagle Farm QLD Professional
Race 8: XXXX QUEENSLAND CUP - 2400m

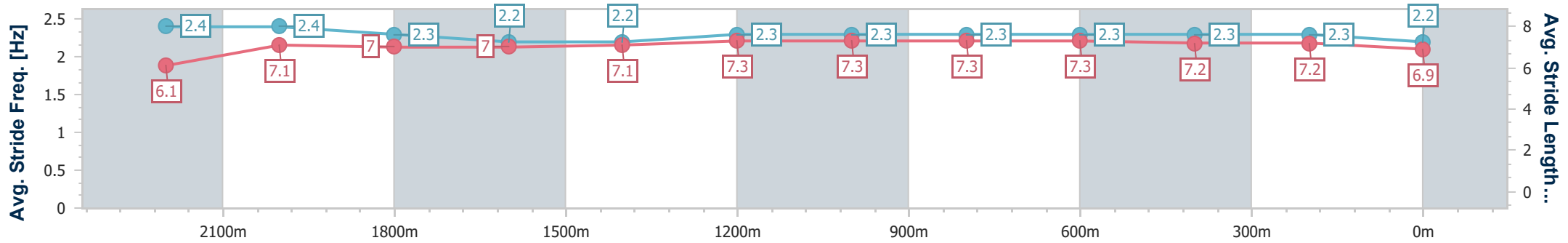
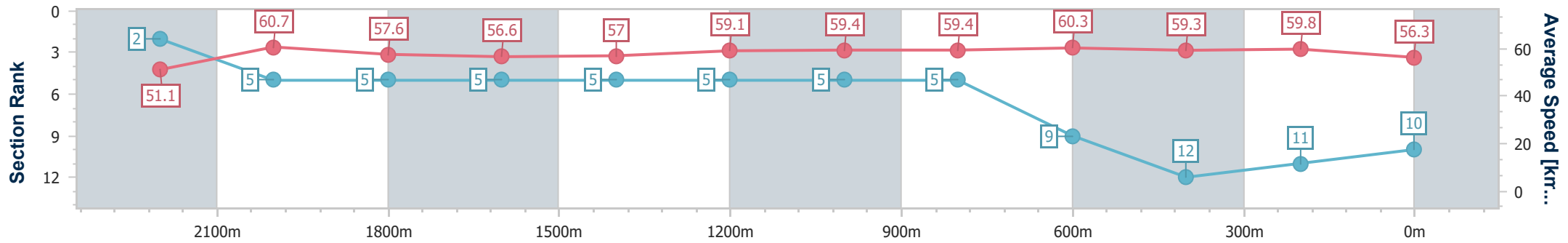


12 October 2024 - 16:04

Track Rating: Good 4, Weather: Fine, Rail Position: +4m Entire

BRISBANE RACING CLUB

Section	Overall	2200m	2000m	1800m	1600m	1400m	1200m	1000m	800m	600m	400m	200m
Section Times	2:30.39 [10] (0:14.10)	2:16.29 [2] (0:11.87)	2:04.42 [5] (0:12.61)	1:51.81 [5] (0:12.92)	1:38.89 [5] (0:12.78)	1:26.11 [5] (0:12.21)	1:13.90 [5] (0:12.15)	1:01.75 [5] (0:12.39)	0:49.36 [5] (0:12.12)	0:37.24 [9] (0:12.38)	0:24.86 [12] (0:12.04)	0:12.82 [11] (0:12.82)
Average Speed [km/h]	51.1	60.7	57.6	56.6	57.0	59.1	59.4	59.4	60.3	59.3	59.8	56.3
Top Speed [km/h]	62.4	63.2	59.3	57.2	58.2	59.7	60.2	60.6	61.7	61.1	60.8	58.6
Avg. Dist. to Rail [m]	7.4	3.0	1.9	2.6	3.3	3.4	4.1	4.3	3.6	3.9	3.1	0.5
Avg. Stride Freq. [Hz]	2.4	2.4	2.3	2.2	2.2	2.3	2.3	2.3	2.3	2.3	2.3	2.2
Avg. Stride Length [m]	6.1	7.1	7.0	7.0	7.1	7.3	7.3	7.3	7.3	7.2	7.2	6.9



- [] Ranking at each section and finish
- .-.- No data available at this section
- NA No data available



Horse/Jockey Name	Tapildoodleo
Final Rank	11
Fastest Section Time (Section)	0:11.50 (2200m)
Top Speed [km/h] (Section)	64.4 (2200m)
Race State	Finished



Eagle Farm QLD Professional
Race 8: XXXX QUEENSLAND CUP - 2400m

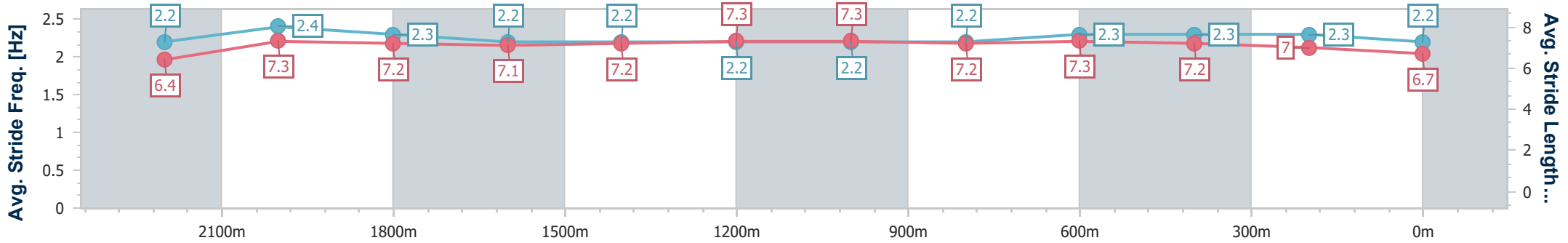
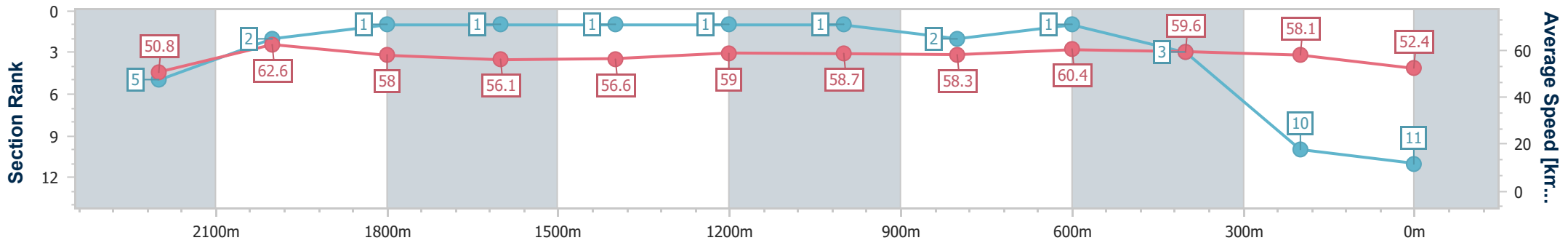


12 October 2024 - 16:04

Track Rating: Good 4, Weather: Fine, Rail Position: +4m Entire

BRISBANE RACING CLUB

Section	Overall	2200m	2000m	1800m	1600m	1400m	1200m	1000m	800m	600m	400m	200m
Section Times	2:30.88 [11] (0:14.20)	2:16.68 [5] (0:11.50)	2:05.18 [2] (0:12.33)	1:52.85 [1] (0:12.85)	1:40.00 [1] (0:12.73)	1:27.27 [1] (0:12.27)	1:15.00 [1] (0:12.29)	1:02.71 [1] (0:12.39)	0:50.32 [2] (0:12.01)	0:38.31 [1] (0:12.10)	0:26.21 [3] (0:12.40)	0:13.81 [10] (0:13.81)
Average Speed [km/h]	50.8	62.6	58.0	56.1	56.6	59.0	58.7	58.3	60.4	59.6	58.1	52.4
Top Speed [km/h]	63.9	64.4	60.3	56.9	58.1	59.4	59.0	59.5	60.9	60.5	59.1	56.2
Avg. Dist. to Rail [m]	5.2	0.6	1.4	0.5	1.5	1.8	2.0	1.5	0.7	0.7	2.9	4.7
Avg. Stride Freq. [Hz]	2.2	2.4	2.3	2.2	2.2	2.2	2.2	2.2	2.3	2.3	2.3	2.2
Avg. Stride Length [m]	6.4	7.3	7.2	7.1	7.2	7.3	7.3	7.2	7.3	7.2	7.0	6.7



- [] Ranking at each section and finish
- .-.- No data available at this section
- NA No data available



Horse/Jockey Name	Third Realm
Final Rank	12
Fastest Section Time (Section)	0:11.56 (2200m)
Top Speed [km/h] (Section)	64.1 (Overall)
Race State	Finished



Eagle Farm QLD Professional
Race 8: XXXX QUEENSLAND CUP - 2400m

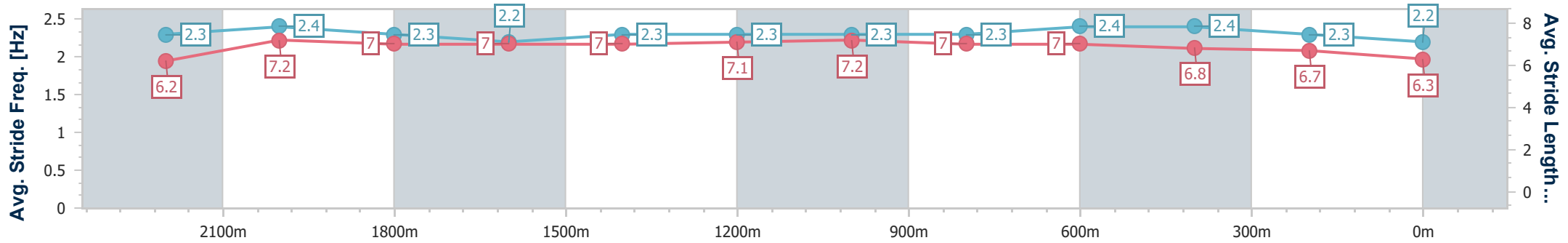
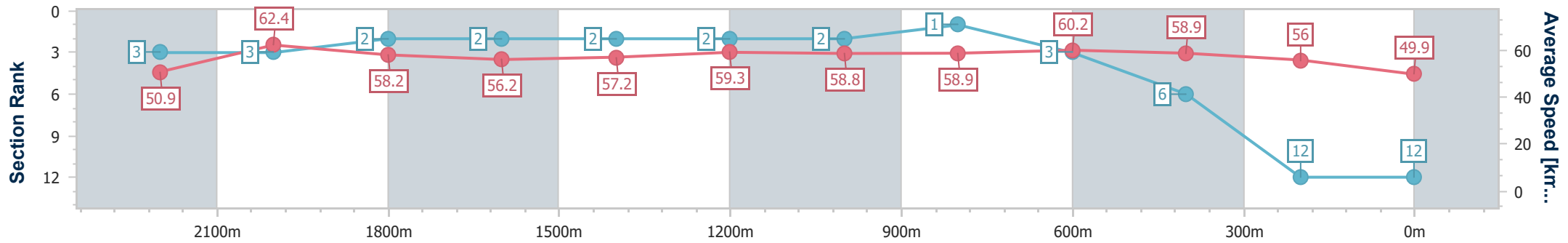


12 October 2024 - 16:04

Track Rating: Good 4, Weather: Fine, Rail Position: +4m Entire

BRISBANE RACING CLUB

Section	Overall	2200m	2000m	1800m	1600m	1400m	1200m	1000m	800m	600m	400m	200m
Section Times	2:32.41 [12] (0:14.15)	2:18.26 [3] (0:11.56)	2:06.70 [3] (0:12.46)	1:54.24 [2] (0:12.89)	1:41.35 [2] (0:12.72)	1:28.63 [2] (0:12.15)	1:16.48 [2] (0:12.24)	1:04.24 [2] (0:12.35)	0:51.89 [1] (0:12.14)	0:39.75 [3] (0:12.36)	0:27.39 [6] (0:12.86)	0:14.53 [12] (0:14.53)
Average Speed [km/h]	50.9	62.4	58.2	56.2	57.2	59.3	58.8	58.9	60.2	58.9	56.0	49.9
Top Speed [km/h]	64.1	64.1	60.0	57.2	58.8	60.0	59.4	60.2	61.3	61.2	57.7	53.3
Avg. Dist. to Rail [m]	6.8	1.9	1.5	1.7	2.0	1.4	1.0	2.3	3.3	2.4	4.7	3.0
Avg. Stride Freq. [Hz]	2.3	2.4	2.3	2.2	2.3	2.3	2.3	2.3	2.4	2.4	2.3	2.2
Avg. Stride Length [m]	6.2	7.2	7.0	7.0	7.0	7.1	7.2	7.0	7.0	6.8	6.7	6.3



- [] Ranking at each section and finish
- .-.- No data available at this section
- NA No data available