



# Townsville QLD Professional

## Race 1: Ladbrokes Yard Comments QTIS Three-Years-Old Handicap - 1300m

13 October 2024 - 12:35



Track Rating: Soft 5, Weather: Fine, Rail Position: +5.5m W/Post-1000m, +2.5m Remainder

Section	Field Times	Overall	1200m	1000m	800m	600m	400m	Last 600m					
		1:18.10 (0:09.46)	1:08.64 (0:10.50)	0:58.14 (0:10.87)	0:47.27 (0:10.93)	0:36.34 (0:11.46)	0:24.88 (0:12.09)	0:36.34					
Rank	TAB	Horse/Jockey	Barrier	Top Speed [km/h]	Fastest Section	Overall	1200m	1000m	800m	600m	400m	Last 600m	Distance Travelled [m]
1	1	WELL HELD Ryan Wiggins	2	68.7 1200m	0:09.46 Overall	1:18.10 [1] (0:09.46)	1:08.64 [1] (0:10.62)	0:58.02 [2] (0:10.75)	0:47.27 [1] (0:10.93)	0:36.34 [1] (0:11.46)	0:24.88 [1] (0:12.11)	0:36.34	
2	4	SOGOYA Lacey Morrison	5	69.0 1200m	0:10.02 Overall	1:18.12 [2] (0:10.02)	1:08.10 [6] (0:10.67)	0:57.43 [6] (0:10.69)	0:46.74 [6] (0:10.95)	0:35.79 [4] (0:11.32)	0:24.47 [4] (0:11.84)	0:35.79	+1
3	2	MOET AT MIDNIGHT Justin Stanley	3	68.0 1200m	0:09.60 Overall	1:18.15 [3] (0:09.60)	1:08.55 [4] (0:10.68)	0:57.87 [3] (0:10.78)	0:47.09 [3] (0:10.98)	0:36.11 [3] (0:11.37)	0:24.74 [3] (0:11.90)	0:36.11	+0
4	5	UNDER THE SHADOW Tyler Leslight	4	68.0 1000m	0:09.64 Overall	1:18.38 [4] (0:09.64)	1:08.74 [5] (0:10.86)	0:57.88 [5] (0:10.87)	0:47.01 [5] (0:11.01)	0:36.00 [5] (0:11.44)	0:24.56 [5] (0:11.82)	0:36.00	+9
5	6	CARACRISTI Justin Huxtable	1	68.7 1200m	0:09.60 Overall	1:18.69 [5] (0:09.60)	1:09.09 [3] (0:10.75)	0:58.34 [4] (0:10.89)	0:47.45 [4] (0:11.15)	0:36.30 [6] (0:11.45)	0:24.85 [6] (0:12.01)	0:36.30	+1
6	3	MISHANI DESTINY Nathan Day	7	70.3 1200m	0:09.51 Overall	1:18.95 [6] (0:09.51)	1:09.44 [2] (0:10.45)	0:58.99 [1] (0:10.91)	0:48.08 [2] (0:11.05)	0:37.03 [2] (0:11.39)	0:25.64 [2] (0:12.04)	0:37.03	-4
7	7	SIMPLY TINA Adam Sewell	6	69.5 1200m	0:10.32 Overall	1:19.61 [7] (0:10.32)	1:09.29 [7] (0:10.62)	0:58.67 [7] (0:10.82)	0:47.85 [7] (0:10.98)	0:36.87 [7] (0:11.28)	0:25.59 [7] (0:12.15)	0:36.87	-1



# Townsville QLD Professional

## Race 1: Ladbrokes Yard Comments QTIS Three-Years-Old Handicap - 1300m

13 October 2024 - 12:35



Track Rating: Soft 5, Weather: Fine, Rail Position: +5.5m W/Post-1000m, +2.5m Remainder

Section							200m			Last 600m
Field Times							0:12.79			0:36.34
						(0:12.79)				
Rank	TAB	Horse/Jockey	Barrier	Top Speed [km/h]	Fastest Section	Margin			Distance Travelled [m]	
1	1	<b>WELL HELD</b>	2	68.7	0:09.46	0:12.77 [2]	1:18.10		0:36.34	
		Ryan Wiggins		1200m	Overall	(0:12.77)				
2	4	<b>SOGOYA</b>	5	69.0	0:10.02	0:12.63 [4]	0.09L		0:35.79 +1	
		Lacey Morrison		1200m	Overall	(0:12.63)				
3	2	<b>MOET AT MIDNIGHT</b>	3	68.0	0:09.60	0:12.84 [1]	0.26L		0:36.11 +0	
		Justin Stanley		1200m	Overall	(0:12.84)				
4	5	<b>UNDER THE SHADOW</b>	4	68.0	0:09.64	0:12.74 [5]	1.64L		0:36.00 +9	
		Tyler Leslight		1000m	Overall	(0:12.74)				
5	6	<b>CARACRISTI</b>	1	68.7	0:09.60	0:12.84 [6]	3.45L		0:36.30 +1	
		Justin Huxtable		1200m	Overall	(0:12.84)				
6	3	<b>MISHANI DESTINY</b>	7	70.3	0:09.51	0:13.60 [3]	4.96L		0:37.03 -4	
		Nathan Day		1200m	Overall	(0:13.60)				
7	7	<b>SIMPLY TINA</b>	6	69.5	0:10.32	0:13.44 [7]	8.86L		0:36.87 -1	
		Adam Sewell		1200m	Overall	(0:13.44)				

[ ] Ranking at each section and finish  
 -:-:- No data available at this section  
 NA No data available

SCN Saddle cloth number  
 DNF Did not finish  
 DNT Did not track



Horse/Jockey Name	Well Held
Final Rank	1
Fastest Section Time (Section)	0:09.46 (Overall)
Top Speed [km/h] (Section)	68.7 (1200m)
Race State	Finished



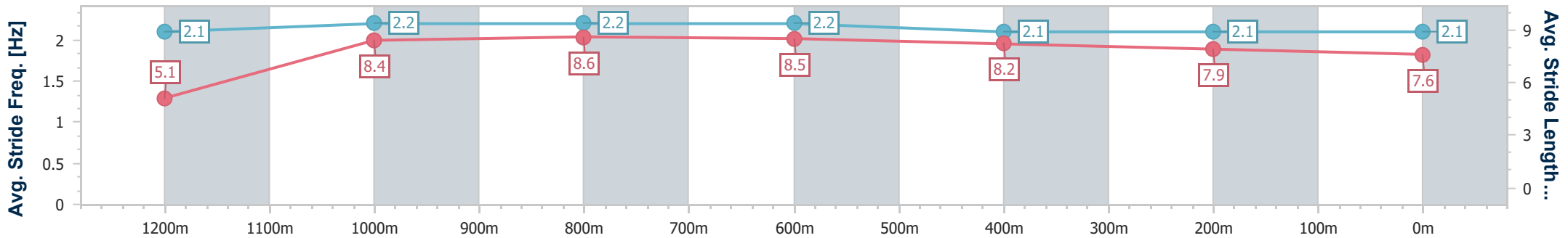
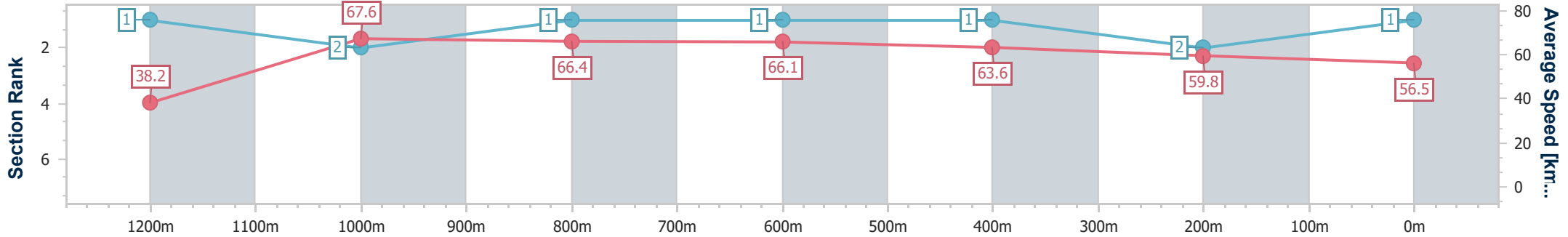
Townsville QLD Professional  
 Race 1: Ladbrokes Yard Comments QTIS Three-Years-Old  
 Handicap - 1300m

13 October 2024 - 12:35

Track Rating: Soft 5, Weather: Fine, Rail Position: +5.5m W/Post-1000m, +2.5m Remainder



Section	Overall	1200m	1000m	800m	600m	400m	200m
Section Times	1:18.10 [1] (0:09.46)	1:08.64 [1] (0:10.62)	0:58.02 [2] (0:10.75)	0:47.27 [1] (0:10.93)	0:36.34 [1] (0:11.46)	0:24.88 [1] (0:12.11)	0:12.77 [2] (0:12.77)
Average Speed [km/h]	38.2	67.6	66.4	66.1	63.6	59.8	56.5
Top Speed [km/h]	65.0	68.7	67.4	66.5	65.5	62.1	58.4
Avg. Dist. to Rail [m]	7.3	1.4	1.5	0.9	2.6	4.6	6.2
Avg. Stride Freq. [Hz]	2.1	2.2	2.2	2.2	2.1	2.1	2.1
Avg. Stride Length [m]	5.1	8.4	8.6	8.5	8.2	7.9	7.6



- [ ] Ranking at each section and finish
- .-.- No data available at this section
- NA No data available



Horse/Jockey Name	Sogoya
Final Rank	2
Fastest Section Time (Section)	0:10.02 (Overall)
Top Speed [km/h] (Section)	69.0 (1200m)
Race State	Finished



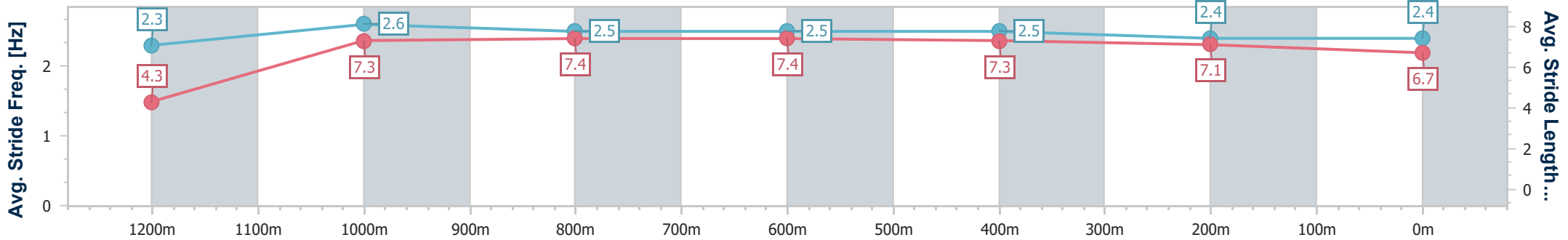
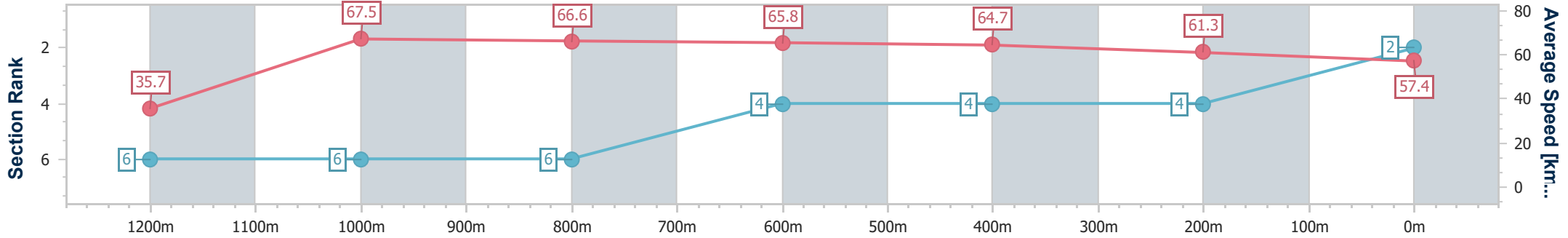
**Townsville QLD Professional**  
**Race 1: Ladbrokes Yard Comments QTIS Three-Years-Old Handicap - 1300m**

13 October 2024 - 12:35

Track Rating: Soft 5, Weather: Fine, Rail Position: +5.5m W/Post-1000m, +2.5m Remainder



Section	Overall	1200m	1000m	800m	600m	400m	200m							
Section Times	1:18.12 [2] (0:10.02)	1:08.10 [6] (0:10.67)	0:57.43 [6] (0:10.69)	0:46.74 [6] (0:10.95)	0:35.79 [4] (0:11.32)	0:24.47 [4] (0:11.84)	0:12.63 [4] (0:12.63)							
Average Speed [km/h]	35.7	67.5	66.6	65.8	64.7	61.3	57.4							
Top Speed [km/h]	60.2	69.0	68.4	67.7	66.6	63.8	60.8							
Avg. Dist. to Rail [m]	10.4	1.8	2.4	0.9	3.0	5.8	8.4							
Avg. Stride Freq. [Hz]	2.3	2.6	2.5	2.5	2.5	2.4	2.4							
Avg. Stride Length [m]	4.3	7.3	7.4	7.4	7.3	7.1	6.7							



- [ ] Ranking at each section and finish
- .-.- No data available at this section
- NA No data available



Horse/Jockey Name	Moet At Midnight
Final Rank	3
Fastest Section Time (Section)	0:09.60 (Overall)
Top Speed [km/h] (Section)	68.0 (1200m)
Race State	Finished



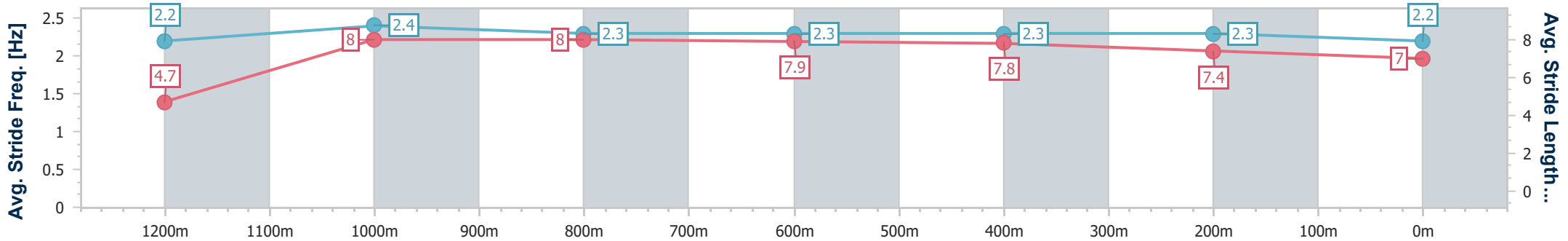
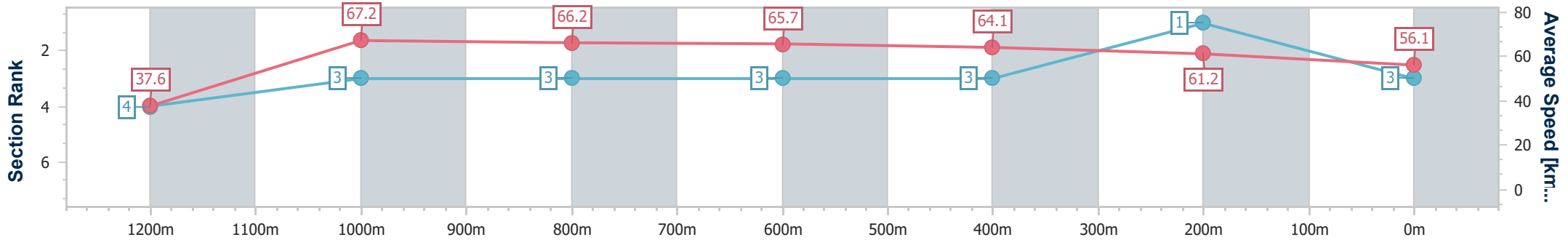
**Townsville QLD Professional**  
**Race 1: Ladbrokes Yard Comments QTIS Three-Years-Old Handicap - 1300m**

13 October 2024 - 12:35

Track Rating: Soft 5, Weather: Fine, Rail Position: +5.5m W/Post-1000m, +2.5m Remainder



Section	Overall	1200m	1000m	800m	600m	400m	200m							
Section Times	1:18.15 [3] (0:09.60)	1:08.55 [4] (0:10.68)	0:57.87 [3] (0:10.78)	0:47.09 [3] (0:10.98)	0:36.11 [3] (0:11.37)	0:24.74 [3] (0:11.90)	0:12.84 [1] (0:12.84)							
Average Speed [km/h]	37.6	67.2	66.2	65.7	64.1	61.2	56.1							
Top Speed [km/h]	65.3	68.0	66.6	66.5	65.4	63.9	58.4							
Avg. Dist. to Rail [m]	9.4	1.5	1.8	0.7	2.9	5.0	7.0							
Avg. Stride Freq. [Hz]	2.2	2.4	2.3	2.3	2.3	2.3	2.2							
Avg. Stride Length [m]	4.7	8.0	8.0	7.9	7.8	7.4	7.0							



- [ ] Ranking at each section and finish
- .-.- No data available at this section
- NA No data available



Horse/Jockey Name	Under The Shadow
Final Rank	4
Fastest Section Time (Section)	0:09.64 (Overall)
Top Speed [km/h] (Section)	68.0 (1000m)
Race State	Finished



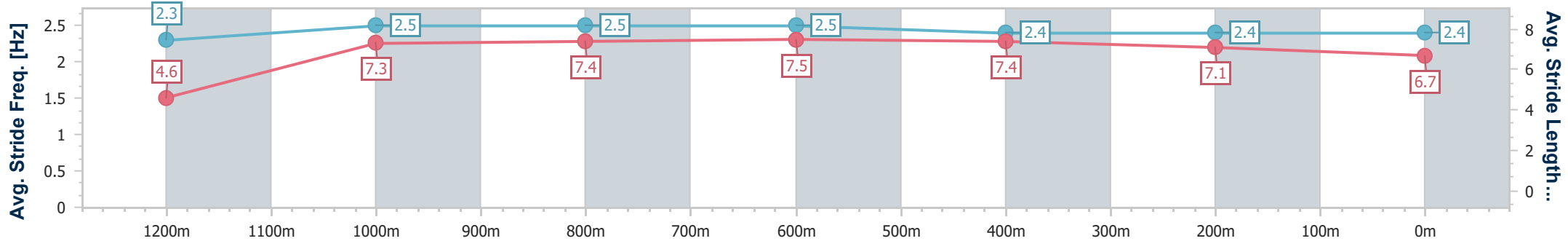
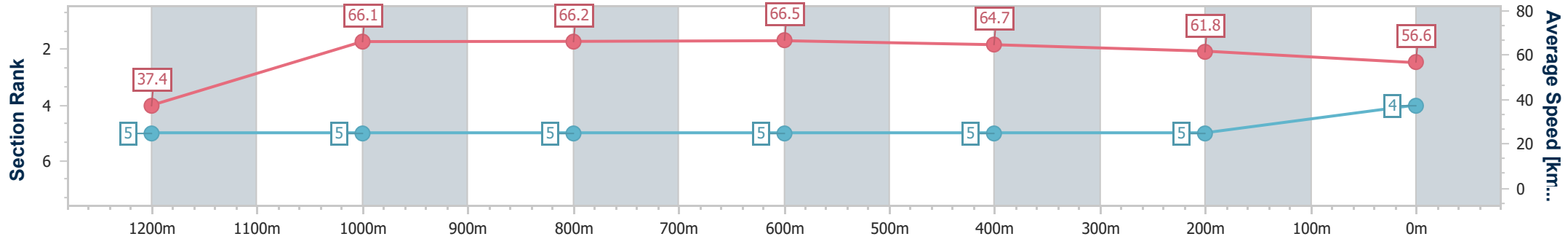
**Townsville QLD Professional**  
**Race 1: Ladbrokes Yard Comments QTIS Three-Years-Old Handicap - 1300m**

13 October 2024 - 12:35

Track Rating: Soft 5, Weather: Fine, Rail Position: +5.5m W/Post-1000m, +2.5m Remainder



Section	Overall	1200m	1000m	800m	600m	400m	200m							
Section Times	1:18.38 [4] (0:09.64)	1:08.74 [5] (0:10.86)	0:57.88 [5] (0:10.87)	0:47.01 [5] (0:11.01)	0:36.00 [5] (0:11.44)	0:24.56 [5] (0:11.82)	0:12.74 [5] (0:12.74)							
Average Speed [km/h]	37.4	66.1	66.2	66.5	64.7	61.8	56.6							
Top Speed [km/h]	63.7	67.2	68.0	67.6	67.0	63.5	59.5							
Avg. Dist. to Rail [m]	11.0	2.2	1.1	3.6	5.8	8.2	9.9							
Avg. Stride Freq. [Hz]	2.3	2.5	2.5	2.5	2.4	2.4	2.4							
Avg. Stride Length [m]	4.6	7.3	7.4	7.5	7.4	7.1	6.7							



- [ ] Ranking at each section and finish
- .-.- No data available at this section
- NA No data available



Horse/Jockey Name	Caracristi
Final Rank	5
Fastest Section Time (Section)	0:09.60 (Overall)
Top Speed [km/h] (Section)	68.7 (1200m)
Race State	Finished



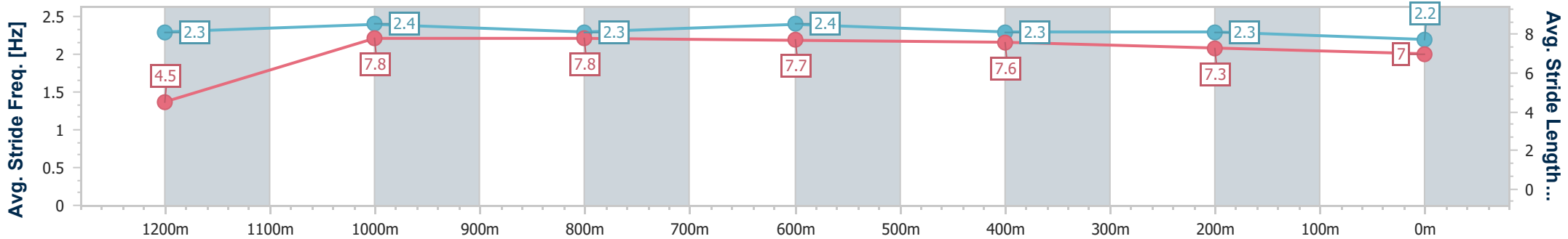
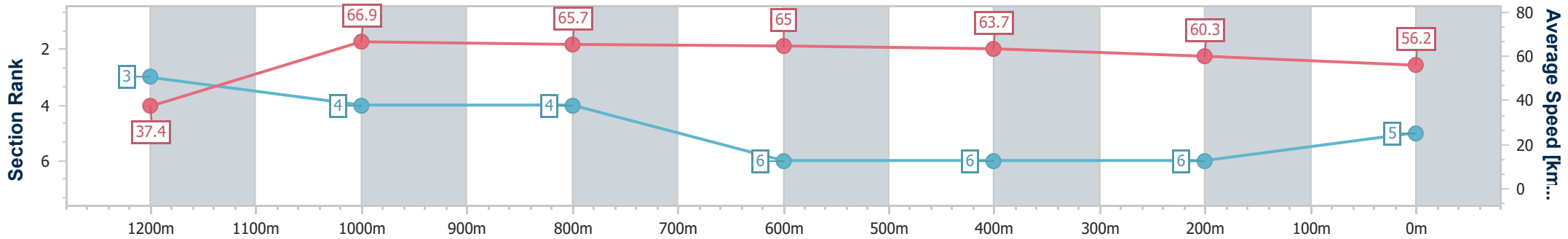
**Townsville QLD Professional**  
**Race 1: Ladbrokes Yard Comments QTIS Three-Years-Old Handicap - 1300m**

13 October 2024 - 12:35

Track Rating: Soft 5, Weather: Fine, Rail Position: +5.5m W/Post-1000m, +2.5m Remainder



Section	Overall	1200m	1000m	800m	600m	400m	200m						
Section Times	1:18.69 [5] (0:09.60)	1:09.09 [3] (0:10.75)	0:58.34 [4] (0:10.89)	0:47.45 [4] (0:11.15)	0:36.30 [6] (0:11.45)	0:24.85 [6] (0:12.01)	0:12.84 [6] (0:12.84)						
Average Speed [km/h]	37.4	66.9	65.7	65.0	63.7	60.3	56.2						
Top Speed [km/h]	64.5	68.7	66.6	66.4	65.3	63.5	58.1						
Avg. Dist. to Rail [m]	8.1	1.3	1.3	1.8	2.6	3.8	5.7						
Avg. Stride Freq. [Hz]	2.3	2.4	2.3	2.4	2.3	2.3	2.2						
Avg. Stride Length [m]	4.5	7.8	7.8	7.7	7.6	7.3	7.0						



- [ ] Ranking at each section and finish
- .-.- No data available at this section
- NA No data available



Horse/Jockey Name	Mishani Destiny
Final Rank	6
Fastest Section Time (Section)	0:09.51 (Overall)
Top Speed [km/h] (Section)	70.3 (1200m)
Race State	Finished



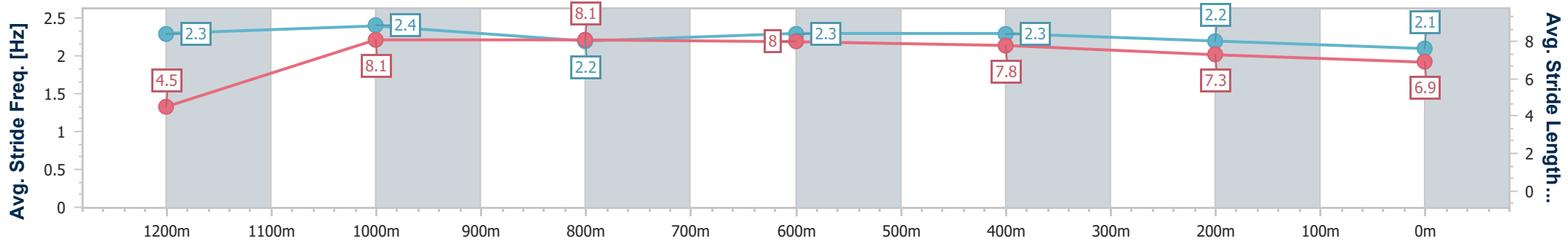
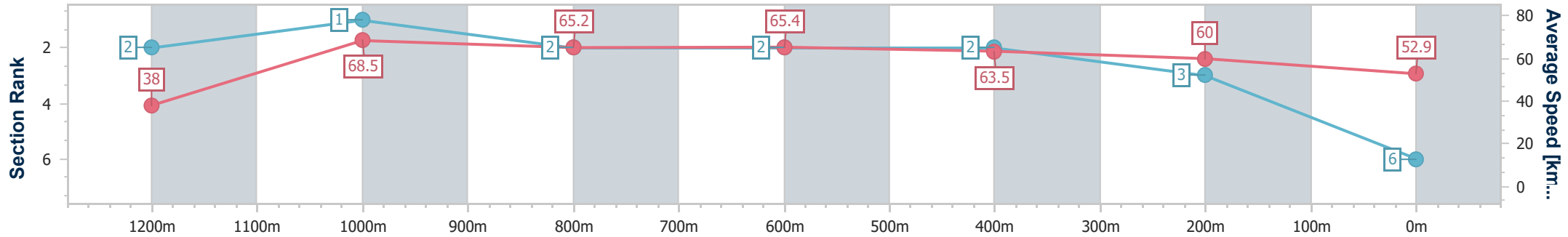
**Townsville QLD Professional**  
**Race 1: Ladbrokes Yard Comments QTIS Three-Years-Old Handicap - 1300m**

13 October 2024 - 12:35

Track Rating: Soft 5, Weather: Fine, Rail Position: +5.5m W/Post-1000m, +2.5m Remainder



Section	Overall	1200m	1000m	800m	600m	400m	200m							
Section Times	1:18.95 [6] (0:09.51)	1:09.44 [2] (0:10.45)	0:58.99 [1] (0:10.91)	0:48.08 [2] (0:11.05)	0:37.03 [2] (0:11.39)	0:25.64 [2] (0:12.04)	0:13.60 [3] (0:13.60)							
Average Speed [km/h]	38.0	68.5	65.2	65.4	63.5	60.0	52.9							
Top Speed [km/h]	68.2	70.3	66.3	66.0	65.0	62.2	57.3							
Avg. Dist. to Rail [m]	11.8	2.6	2.6	0.9	1.1	2.9	4.0							
Avg. Stride Freq. [Hz]	2.3	2.4	2.2	2.3	2.3	2.2	2.1							
Avg. Stride Length [m]	4.5	8.1	8.1	8.0	7.8	7.3	6.9							



- [ ] Ranking at each section and finish
- .-.- No data available at this section
- NA No data available





Horse/Jockey Name	Simply Tina
Final Rank	7
Fastest Section Time (Section)	0:10.32 (Overall)
Top Speed [km/h] (Section)	69.5 (1200m)
Race State	Finished



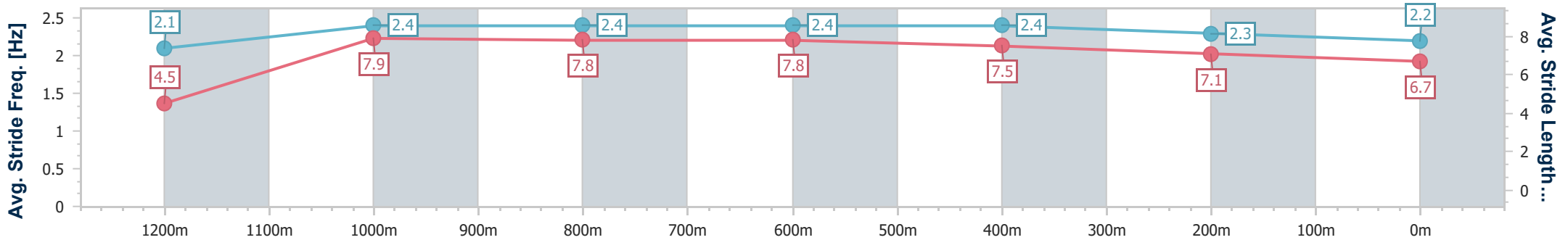
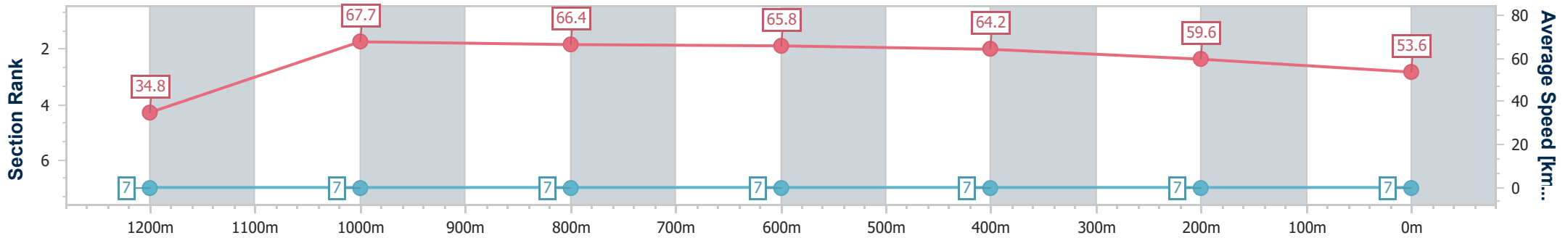
Townsville QLD Professional  
Race 1: Ladbrokes Yard Comments QTIS Three-Years-Old Handicap - 1300m

13 October 2024 - 12:35

Track Rating: Soft 5, Weather: Fine, Rail Position: +5.5m W/Post-1000m, +2.5m Remainder



Section	Overall	1200m	1000m	800m	600m	400m	200m
Section Times	1:19.61 [7] (0:10.32)	1:09.29 [7] (0:10.62)	0:58.67 [7] (0:10.82)	0:47.85 [7] (0:10.98)	0:36.87 [7] (0:11.28)	0:25.59 [7] (0:12.15)	0:13.44 [7] (0:13.44)
Average Speed [km/h]	34.8	67.7	66.4	65.8	64.2	59.6	53.6
Top Speed [km/h]	63.3	69.5	67.7	67.2	66.6	62.3	57.7
Avg. Dist. to Rail [m]	10.5	1.4	1.1	1.1	1.4	3.1	5.6
Avg. Stride Freq. [Hz]	2.1	2.4	2.4	2.4	2.4	2.3	2.2
Avg. Stride Length [m]	4.5	7.9	7.8	7.8	7.5	7.1	6.7



- [ ] Ranking at each section and finish
- .-.- No data available at this section
- NA No data available