



Townsville QLD Professional

Race 7: Explore Property Munro & Co BM65 Handicap - 1200m

13 October 2024 - 16:10



Track Rating: Good 4, Weather: Fine, Rail Position: +5.5m W/Post-1000m, +2.5m Remainder

Section		Overall											Last 600m	
Field Times		1:10.13											0:34.56	
		(0:13.59)												
		1000m												
		0:56.54												
		(0:10.78)												
		800m												
		0:45.76												
		(0:11.20)												
		600m												
		0:34.56												
		(0:11.67)												
		400m												
		0:22.89												
		(0:11.45)												
		200m												
		0:11.44												
		(0:11.44)												
Rank	TAB	Horse/Jockey	Barrier	Top Speed [km/h]	Fastest Section	Overall	1000m	800m	600m	400m	200m	Margin	Distance Travelled [m]	
1	6	MEMPHIS SHADOW	6	67.1	0:10.99	1:10.13 [1]	0:56.04 [8]	0:45.05 [8]	0:33.98 [8]	0:22.55 [7]	0:11.40 [3]	1:10.13	0:33.98	
		Ryan Wiggins		400m	1000m	(0:14.09)	(0:10.99)	(0:11.07)	(0:11.43)	(0:11.15)	(0:11.40)			
2	8	COUNTER COMMAND	9	68.3	0:10.66	1:10.30 [2]	0:56.55 [3]	0:45.89 [2]	0:34.71 [2]	0:23.06 [1]	0:11.61 [1]	0.99L	0:34.71 -3	
		Jason Taylor		1000m	1000m	(0:13.75)	(0:10.66)	(0:11.18)	(0:11.65)	(0:11.45)	(0:11.61)			
3	2	SPIRIT MEISTER	2	66.6	0:10.89	1:10.39 [3]	0:56.68 [2]	0:45.79 [4]	0:34.67 [3]	0:23.02 [3]	0:11.58 [4]	1.49L	0:34.67 -1	
		Nathan Day		1000m	1000m	(0:13.71)	(0:10.89)	(0:11.12)	(0:11.65)	(0:11.44)	(0:11.58)			
4	9	SUPER FAST	8	67.5	0:10.78	1:10.39 [4]	0:56.80 [1]	0:46.02 [1]	0:34.82 [1]	0:23.14 [2]	0:11.70 [2]	1.52L	0:34.82 -5	
		Justin Stanley		Overall	1000m	(0:13.59)	(0:10.78)	(0:11.20)	(0:11.68)	(0:11.44)	(0:11.70)			
5	1	MIKADO	7	67.1	0:11.01	1:10.45 [5]	0:56.08 [10]	0:45.07 [10]	0:34.03 [9]	0:22.67 [8]	0:11.45 [6]	1.85L	0:34.03 -2	
		Chris Whiteley		1000m	1000m	(0:14.37)	(0:11.01)	(0:11.04)	(0:11.36)	(0:11.22)	(0:11.45)			
6	5	JOHN JOSEPH	4	67.0	0:10.78	1:10.45 [6]	0:56.45 [6]	0:45.67 [6]	0:34.41 [6]	0:22.90 [5]	0:11.39 [7]	1.87L	0:34.41 -4	
		Ashley Butler		1000m	1000m	(0:14.00)	(0:10.78)	(0:11.26)	(0:11.51)	(0:11.51)	(0:11.39)			
7	3	ROUGH CUT JEWEL	1	66.5	0:10.83	1:10.55 [7]	0:56.78 [4]	0:45.95 [3]	0:34.82 [4]	0:23.09 [4]	0:11.65 [5]	2.47L	0:34.82 -5	
		Lacey Morrison		1000m	1000m	(0:13.77)	(0:10.83)	(0:11.13)	(0:11.73)	(0:11.44)	(0:11.65)			
8	7	SEALION	3	67.8	0:10.89	1:10.61 [8]	0:56.59 [7]	0:45.70 [7]	0:34.51 [7]	0:22.77 [9]	0:11.37 [9]	2.83L	0:34.51 -7	
		Justin Huxtable		1000m	1000m	(0:14.02)	(0:10.89)	(0:11.19)	(0:11.74)	(0:11.40)	(0:11.37)			
9	10	KING RUPERT	5	67.3	0:10.97	1:10.69 [9]	0:56.55 [9]	0:45.58 [9]	0:34.23 [10]	0:22.84 [10]	0:11.54 [8]	3.25L	0:34.23 +4	
		Adam Sewell		1000m	1000m	(0:14.14)	(0:10.97)	(0:11.35)	(0:11.39)	(0:11.30)	(0:11.54)			
10	4	DUSKY DAMSEL	10	68.0	0:10.94	1:11.17 [10]	0:57.34 [5]	0:46.40 [5]	0:35.35 [5]	0:23.62 [6]	0:11.87 [10]	6.11L	0:35.35 +5	
		Tyler Leslight		800m	1000m	(0:13.83)	(0:10.94)	(0:11.05)	(0:11.73)	(0:11.75)	(0:11.87)			

Scratched: Prince Akeem (#11)

[] Ranking at each section and finish
 -:-:- No data available at this section
 NA No data available

SCN Saddle cloth number
 DNF Did not finish
 DNT Did not track



Horse/Jockey Name	Memphis Shadow
Final Rank	1
Fastest Section Time (Section)	0:10.99 (1000m)
Top Speed [km/h] (Section)	67.1 (400m)
Race State	Finished



Townsville QLD Professional

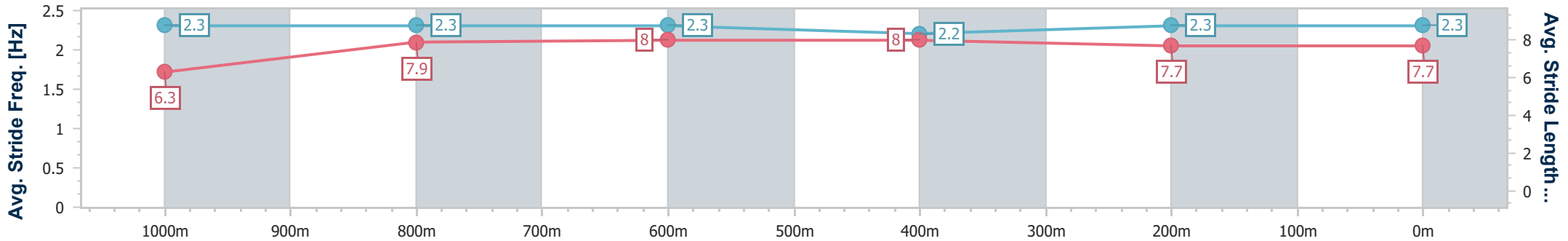
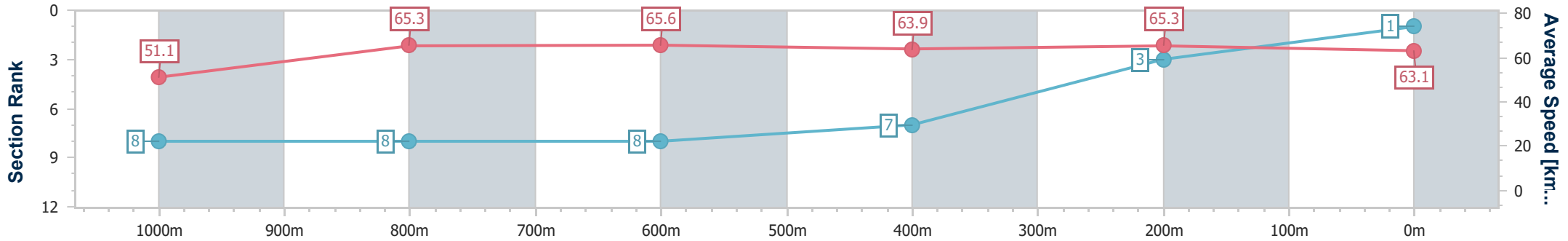
Race 7: Explore Property Munro & Co BM65 Handicap - 1200m

13 October 2024 - 16:10

Track Rating: Good 4, Weather: Fine, Rail Position: +5.5m W/Post-1000m, +2.5m Remainder



Section	Overall	1000m	800m	600m	400m	200m									
Section Times	1:10.13 [1] (0:14.09)	0:56.04 [8] (0:10.99)	0:45.05 [8] (0:11.07)	0:33.98 [8] (0:11.43)	0:22.55 [7] (0:11.15)	0:11.40 [3] (0:11.40)									
Average Speed [km/h]	51.1	65.3	65.6	63.9	65.3	63.1									
Top Speed [km/h]	65.5	67.0	67.0	65.8	67.1	65.3									
Avg. Dist. to Rail [m]	4.8	0.8	1.2	3.3	6.4	6.9									
Avg. Stride Freq. [Hz]	2.3	2.3	2.3	2.2	2.3	2.3									
Avg. Stride Length [m]	6.3	7.9	8.0	8.0	7.7	7.7									



- [] Ranking at each section and finish
- .-.- No data available at this section
- NA No data available



Horse/Jockey Name	Counter Command
Final Rank	2
Fastest Section Time (Section)	0:10.66 (1000m)
Top Speed [km/h] (Section)	68.3 (1000m)
Race State	Finished



Townsville QLD Professional

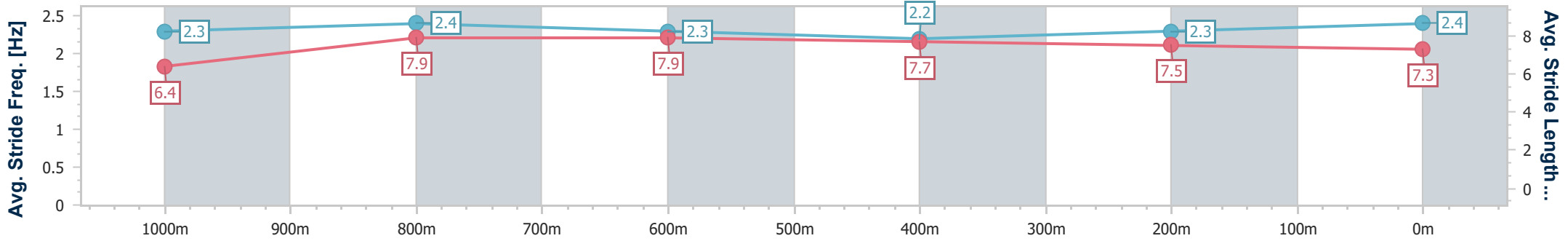
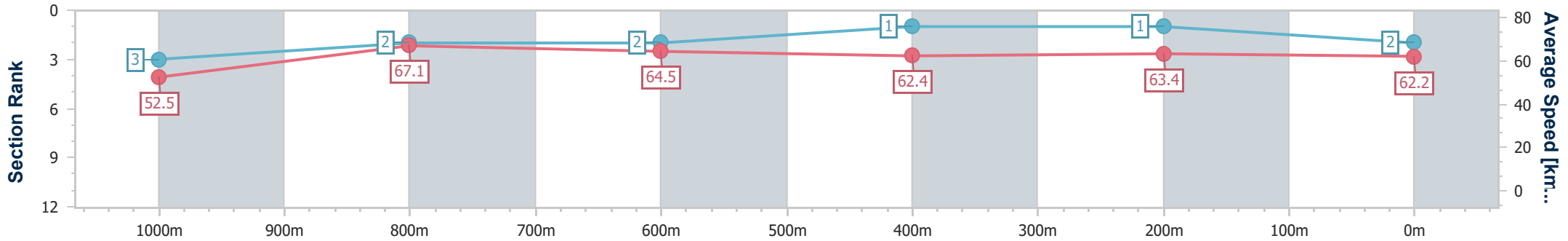
Race 7: Explore Property Munro & Co BM65 Handicap - 1200m

13 October 2024 - 16:10

Track Rating: Good 4, Weather: Fine, Rail Position: +5.5m W/Post-1000m, +2.5m Remainder



Section	Overall	1000m	800m	600m	400m	200m
Section Times	1:10.30 [2] (0:13.75)	0:56.55 [3] (0:10.66)	0:45.89 [2] (0:11.18)	0:34.71 [2] (0:11.65)	0:23.06 [1] (0:11.45)	0:11.61 [1] (0:11.61)
Average Speed [km/h]	52.5	67.1	64.5	62.4	63.4	62.2
Top Speed [km/h]	67.5	68.3	65.7	63.2	66.4	64.3
Avg. Dist. to Rail [m]	6.8	1.0	0.5	2.4	4.3	5.0
Avg. Stride Freq. [Hz]	2.3	2.4	2.3	2.2	2.3	2.4
Avg. Stride Length [m]	6.4	7.9	7.9	7.7	7.5	7.3



- [] Ranking at each section and finish
- .-.-.- No data available at this section
- NA No data available



Horse/Jockey Name	Spirit Meister
Final Rank	3
Fastest Section Time (Section)	0:10.89 (1000m)
Top Speed [km/h] (Section)	66.6 (1000m)
Race State	Finished



Townsville QLD Professional

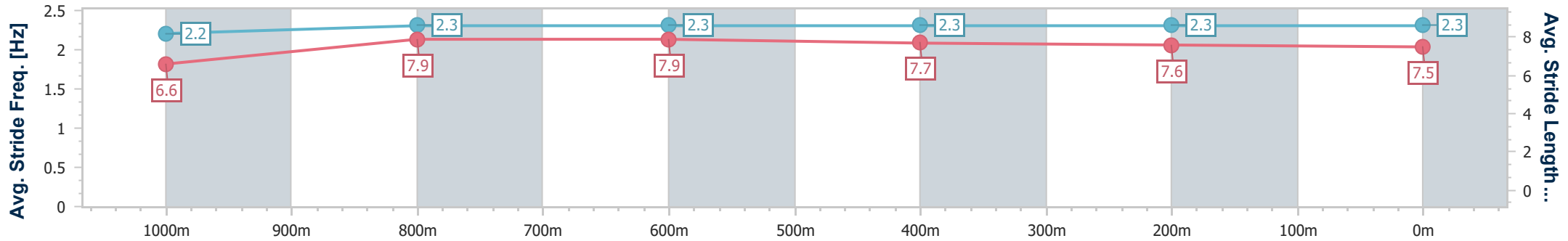
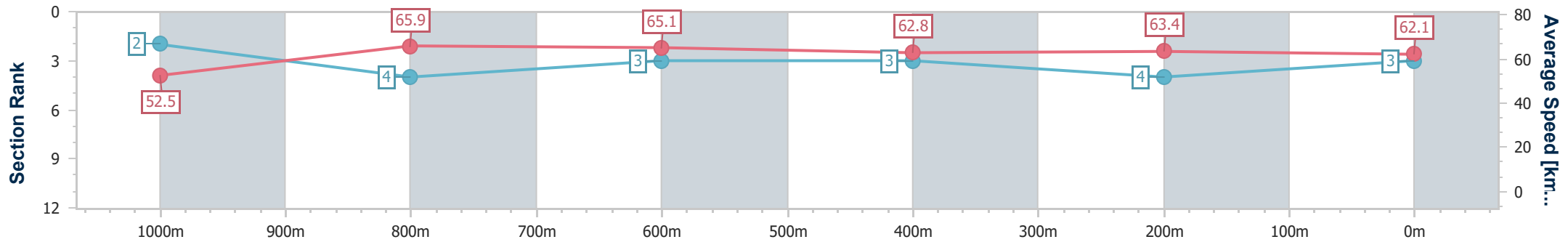
Race 7: Explore Property Munro & Co BM65 Handicap - 1200m

13 October 2024 - 16:10

Track Rating: Good 4, Weather: Fine, Rail Position: +5.5m W/Post-1000m, +2.5m Remainder



Section	Overall	1000m	800m	600m	400m	200m
Section Times	1:10.39 [3] (0:13.71)	0:56.68 [2] (0:10.89)	0:45.79 [4] (0:11.12)	0:34.67 [3] (0:11.65)	0:23.02 [3] (0:11.44)	0:11.58 [4] (0:11.58)
Average Speed [km/h]	52.5	65.9	65.1	62.8	63.4	62.1
Top Speed [km/h]	66.2	66.6	65.9	64.0	65.0	64.1
Avg. Dist. to Rail [m]	3.3	1.0	1.1	2.9	4.7	5.4
Avg. Stride Freq. [Hz]	2.2	2.3	2.3	2.3	2.3	2.3
Avg. Stride Length [m]	6.6	7.9	7.9	7.7	7.6	7.5



- [] Ranking at each section and finish
- .-.- No data available at this section
- NA No data available



Horse/Jockey Name	Super Fast
Final Rank	4
Fastest Section Time (Section)	0:10.78 (1000m)
Top Speed [km/h] (Section)	67.5 (Overall)
Race State	Finished



Townsville QLD Professional

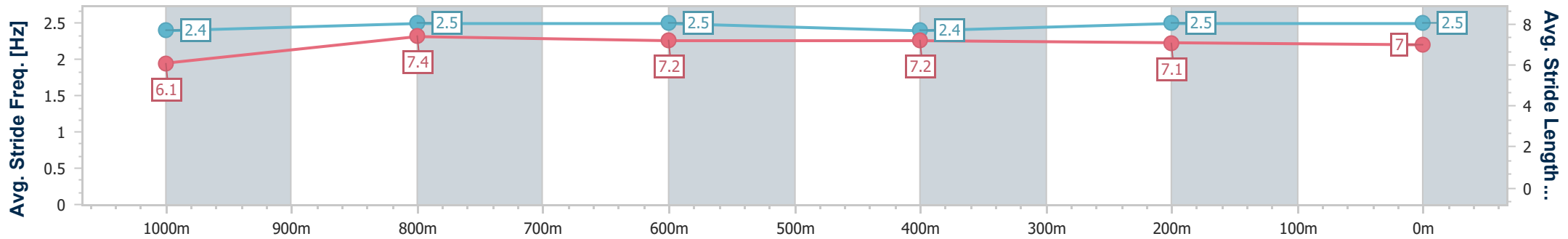
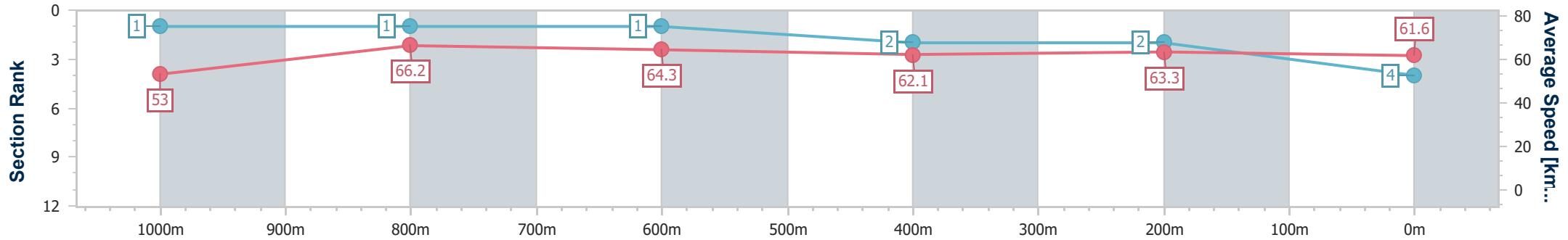
Race 7: Explore Property Munro & Co BM65 Handicap - 1200m

13 October 2024 - 16:10

Track Rating: Good 4, Weather: Fine, Rail Position: +5.5m W/Post-1000m, +2.5m Remainder



Section	Overall	1000m	800m	600m	400m	200m
Section Times	1:10.39 [4] (0:13.59)	0:56.80 [1] (0:10.78)	0:46.02 [1] (0:11.20)	0:34.82 [1] (0:11.68)	0:23.14 [2] (0:11.44)	0:11.70 [2] (0:11.70)
Average Speed [km/h]	53.0	66.2	64.3	62.1	63.3	61.6
Top Speed [km/h]	67.5	67.1	66.8	63.5	64.6	64.0
Avg. Dist. to Rail [m]	6.0	2.0	0.4	1.7	3.3	3.6
Avg. Stride Freq. [Hz]	2.4	2.5	2.5	2.4	2.5	2.5
Avg. Stride Length [m]	6.1	7.4	7.2	7.2	7.1	7.0



- [] Ranking at each section and finish
- .-.- No data available at this section
- NA No data available



Horse/Jockey Name	Mikado
Final Rank	5
Fastest Section Time (Section)	0:11.01 (1000m)
Top Speed [km/h] (Section)	67.1 (1000m)
Race State	Finished



Townsville QLD Professional

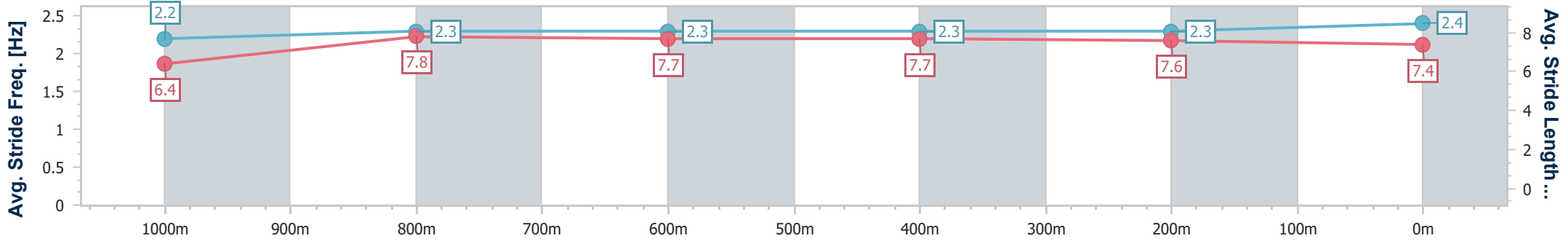
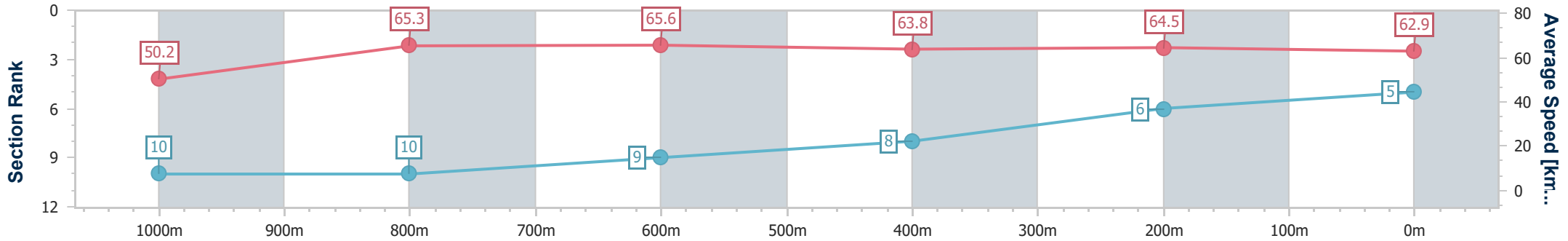
Race 7: Explore Property Munro & Co BM65 Handicap - 1200m

13 October 2024 - 16:10

Track Rating: Good 4, Weather: Fine, Rail Position: +5.5m W/Post-1000m, +2.5m Remainder



Section	Overall	1000m	800m	600m	400m	200m
Section Times	1:10.45 [5] (0:14.37)	0:56.08 [10] (0:11.01)	0:45.07 [10] (0:11.04)	0:34.03 [9] (0:11.36)	0:22.67 [8] (0:11.22)	0:11.45 [6] (0:11.45)
Average Speed [km/h]	50.2	65.3	65.6	63.8	64.5	62.9
Top Speed [km/h]	65.7	67.1	66.9	66.3	66.1	65.6
Avg. Dist. to Rail [m]	6.2	0.5	0.8	1.5	4.7	7.9
Avg. Stride Freq. [Hz]	2.2	2.3	2.3	2.3	2.3	2.4
Avg. Stride Length [m]	6.4	7.8	7.7	7.7	7.6	7.4



- [] Ranking at each section and finish
- .-.- No data available at this section
- NA No data available



Horse/Jockey Name	John Joseph
Final Rank	6
Fastest Section Time (Section)	0:10.78 (1000m)
Top Speed [km/h] (Section)	67.0 (1000m)
Race State	Finished



Townsville QLD Professional

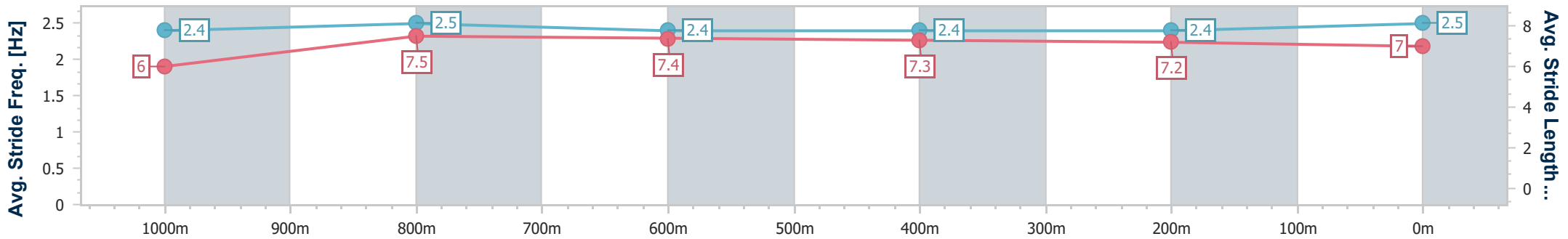
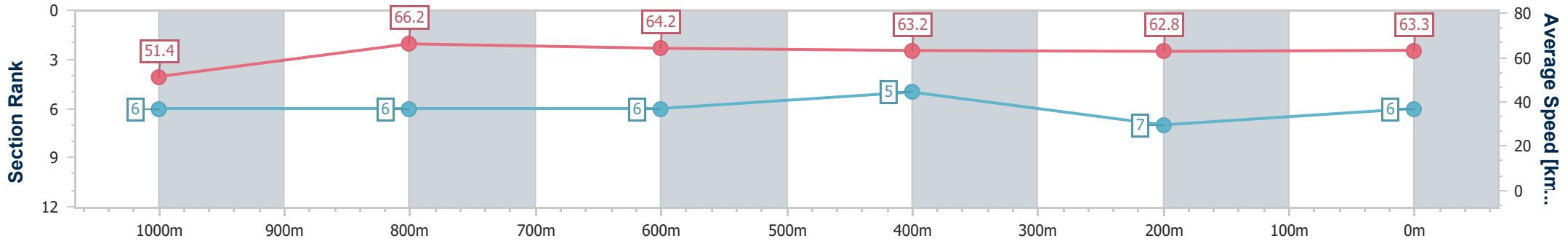
Race 7: Explore Property Munro & Co BM65 Handicap - 1200m

13 October 2024 - 16:10

Track Rating: Good 4, Weather: Fine, Rail Position: +5.5m W/Post-1000m, +2.5m Remainder



Section	Overall	1000m	800m	600m	400m	200m
Section Times	1:10.45 [6] (0:14.00)	0:56.45 [6] (0:10.78)	0:45.67 [6] (0:11.26)	0:34.41 [6] (0:11.51)	0:22.90 [5] (0:11.51)	0:11.39 [7] (0:11.39)
Average Speed [km/h]	51.4	66.2	64.2	63.2	62.8	63.3
Top Speed [km/h]	65.1	67.0	65.4	65.2	64.9	64.2
Avg. Dist. to Rail [m]	4.5	2.0	1.0	1.9	3.3	6.2
Avg. Stride Freq. [Hz]	2.4	2.5	2.4	2.4	2.4	2.5
Avg. Stride Length [m]	6.0	7.5	7.4	7.3	7.2	7.0



- [] Ranking at each section and finish
- .-.- No data available at this section
- NA No data available



Horse/Jockey Name	Rough Cut Jewel
Final Rank	7
Fastest Section Time (Section)	0:10.83 (1000m)
Top Speed [km/h] (Section)	66.5 (1000m)
Race State	Finished



Townsville QLD Professional

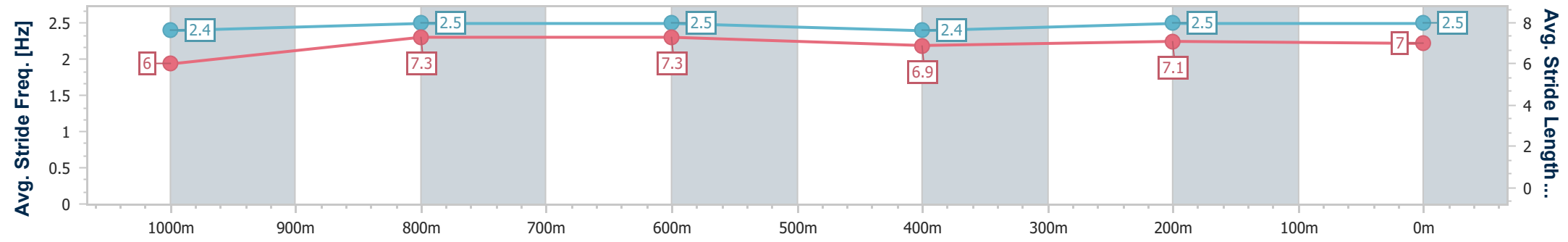
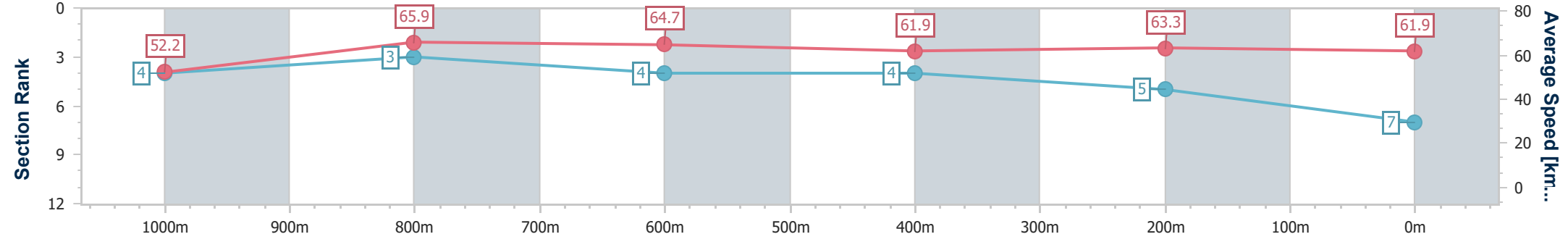
Race 7: Explore Property Munro & Co BM65 Handicap - 1200m

13 October 2024 - 16:10

Track Rating: Good 4, Weather: Fine, Rail Position: +5.5m W/Post-1000m, +2.5m Remainder



Section	Overall	1000m	800m	600m	400m	200m
Section Times	1:10.55 [7] (0:13.77)	0:56.78 [4] (0:10.83)	0:45.95 [3] (0:11.13)	0:34.82 [4] (0:11.73)	0:23.09 [4] (0:11.44)	0:11.65 [5] (0:11.65)
Average Speed [km/h]	52.2	65.9	64.7	61.9	63.3	61.9
Top Speed [km/h]	66.1	66.5	66.0	63.4	64.4	64.2
Avg. Dist. to Rail [m]	2.5	1.7	0.2	2.1	3.5	4.5
Avg. Stride Freq. [Hz]	2.4	2.5	2.5	2.4	2.5	2.5
Avg. Stride Length [m]	6.0	7.3	7.3	6.9	7.1	7.0



- [] Ranking at each section and finish
- .-.- No data available at this section
- NA No data available



Horse/Jockey Name	Sealion
Final Rank	8
Fastest Section Time (Section)	0:10.89 (1000m)
Top Speed [km/h] (Section)	67.8 (1000m)
Race State	Finished



Townsville QLD Professional

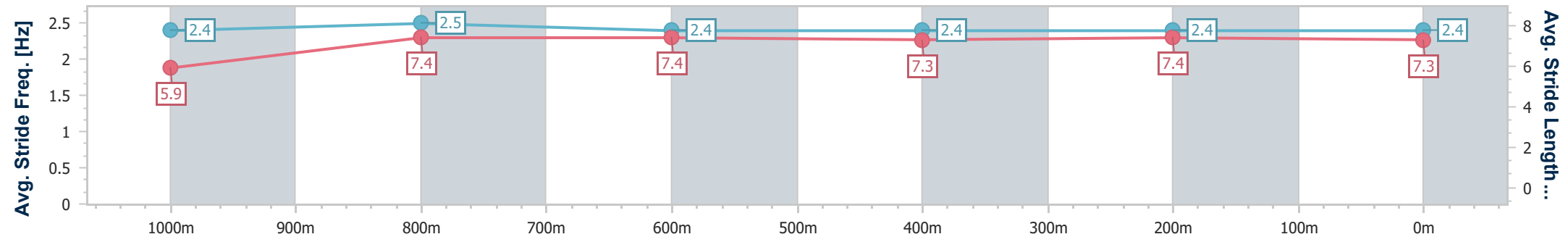
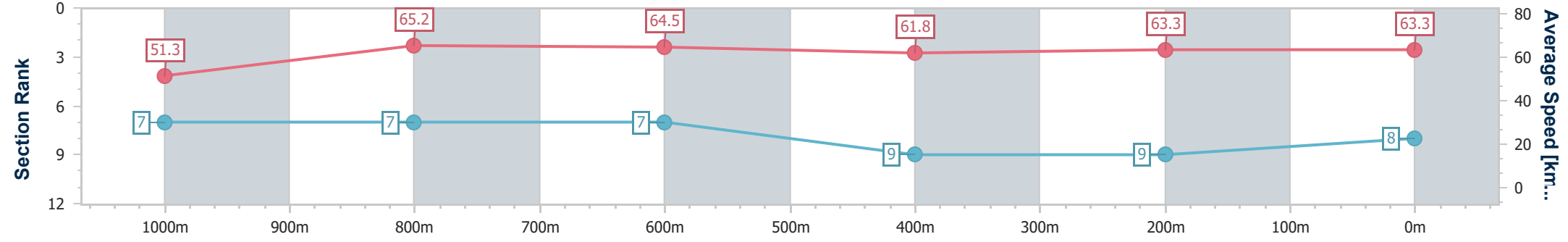
Race 7: Explore Property Munro & Co BM65 Handicap - 1200m

13 October 2024 - 16:10

Track Rating: Good 4, Weather: Fine, Rail Position: +5.5m W/Post-1000m, +2.5m Remainder



Section	Overall	1000m	800m	600m	400m	200m
Section Times	1:10.61 [8] (0:14.02)	0:56.59 [7] (0:10.89)	0:45.70 [7] (0:11.19)	0:34.51 [7] (0:11.74)	0:22.77 [9] (0:11.40)	0:11.37 [9] (0:11.37)
Average Speed [km/h]	51.3	65.2	64.5	61.8	63.3	63.3
Top Speed [km/h]	66.7	67.8	66.6	63.4	64.5	65.2
Avg. Dist. to Rail [m]	3.6	2.5	0.8	1.4	2.4	5.5
Avg. Stride Freq. [Hz]	2.4	2.5	2.4	2.4	2.4	2.4
Avg. Stride Length [m]	5.9	7.4	7.4	7.3	7.4	7.3



- [] Ranking at each section and finish
- .-.- No data available at this section
- NA No data available



Horse/Jockey Name	King Rupert
Final Rank	9
Fastest Section Time (Section)	0:10.97 (1000m)
Top Speed [km/h] (Section)	67.3 (1000m)
Race State	Finished



Townsville QLD Professional

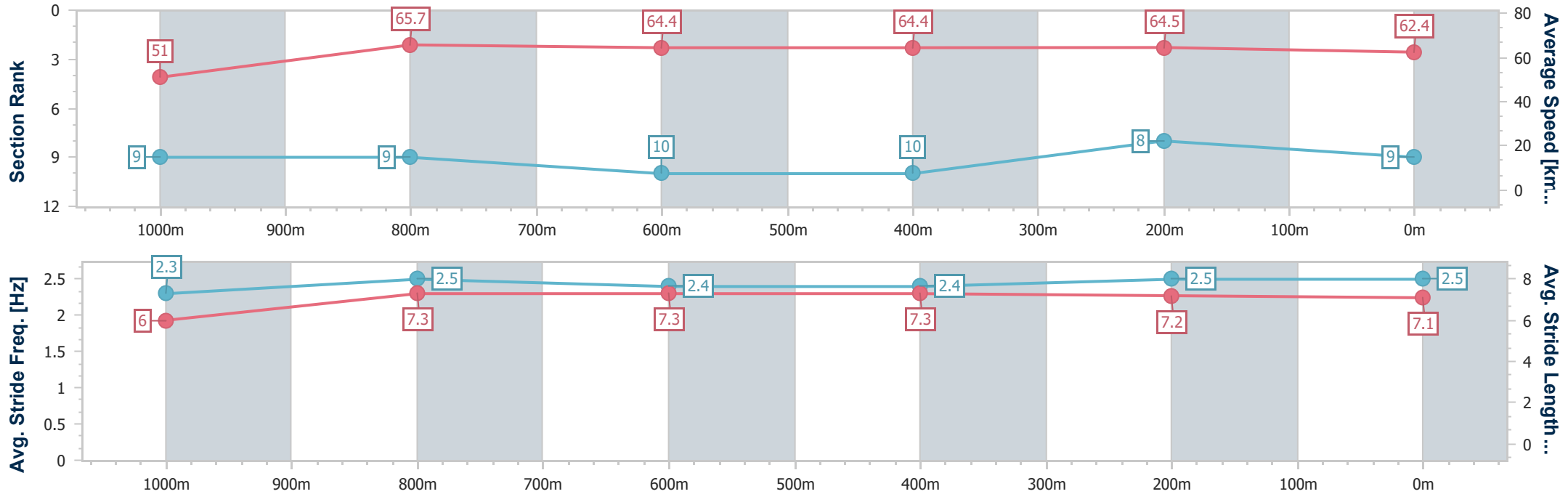
Race 7: Explore Property Munro & Co BM65 Handicap - 1200m

13 October 2024 - 16:10

Track Rating: Good 4, Weather: Fine, Rail Position: +5.5m W/Post-1000m, +2.5m Remainder



Section	Overall	1000m	800m	600m	400m	200m
Section Times	1:10.69 [9] (0:14.14)	0:56.55 [9] (0:10.97)	0:45.58 [9] (0:11.35)	0:34.23 [10] (0:11.39)	0:22.84 [10] (0:11.30)	0:11.54 [8] (0:11.54)
Average Speed [km/h]	51.0	65.7	64.4	64.4	64.5	62.4
Top Speed [km/h]	63.5	67.3	65.9	66.2	65.7	65.5
Avg. Dist. to Rail [m]	5.3	0.7	3.0	4.2	7.3	9.1
Avg. Stride Freq. [Hz]	2.3	2.5	2.4	2.4	2.5	2.5
Avg. Stride Length [m]	6.0	7.3	7.3	7.3	7.2	7.1



- [] Ranking at each section and finish
- .-.- No data available at this section
- NA No data available



Horse/Jockey Name	Dusky Damsel
Final Rank	10
Fastest Section Time (Section)	0:10.94 (1000m)
Top Speed [km/h] (Section)	68.0 (800m)
Race State	Finished



Townsville QLD Professional

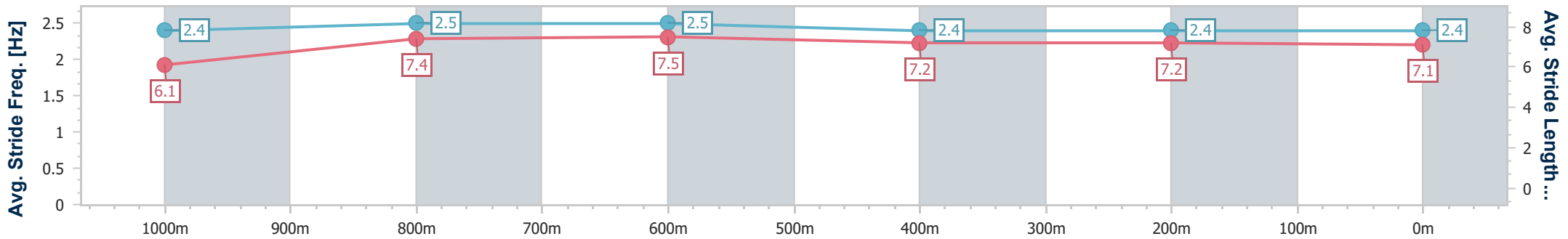
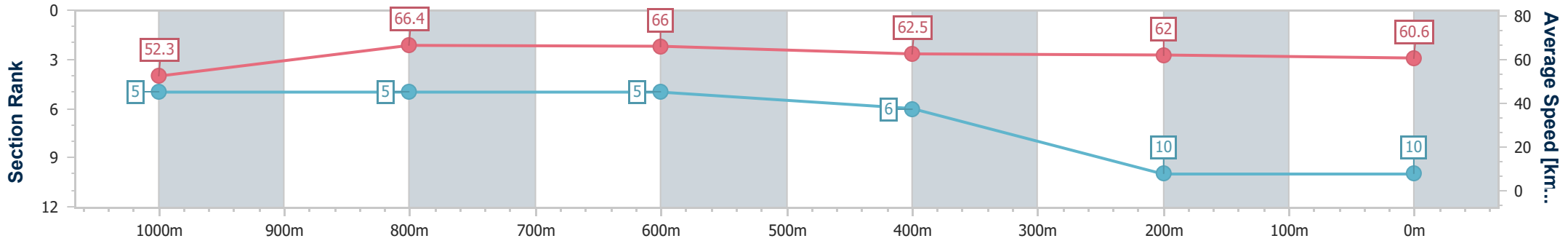
Race 7: Explore Property Munro & Co BM65 Handicap - 1200m

13 October 2024 - 16:10

Track Rating: Good 4, Weather: Fine, Rail Position: +5.5m W/Post-1000m, +2.5m Remainder



Section	Overall	1000m	800m	600m	400m	200m
Section Times	1:11.17 [10] (0:13.83)	0:57.34 [5] (0:10.94)	0:46.40 [5] (0:11.05)	0:35.35 [5] (0:11.73)	0:23.62 [6] (0:11.75)	0:11.87 [10] (0:11.87)
Average Speed [km/h]	52.3	66.4	66.0	62.5	62.0	60.6
Top Speed [km/h]	66.6	67.1	68.0	64.1	62.9	62.0
Avg. Dist. to Rail [m]	9.0	1.8	2.4	4.0	7.5	6.2
Avg. Stride Freq. [Hz]	2.4	2.5	2.5	2.4	2.4	2.4
Avg. Stride Length [m]	6.1	7.4	7.5	7.2	7.2	7.1



- [] Ranking at each section and finish
- .-.- No data available at this section
- NA No data available