



Doomben QLD Professional

Race 1: Ladbrokes Yard Comments QTIS Two-Years-Old Plate - 1050m

16 October 2024 - 12:49



BRISBANE
RACING CLUB

Track Rating: Soft 6, Weather: Overcast, Rail Position: +10.5m Entire

Section		Overall	1000m	800m	600m	400m	200m	Last 600m					
Field Times		1:02.90 (0:05.19)	0:57.71 (0:11.03)	0:46.68 (0:11.12)	0:35.56 (0:11.69)	0:23.87 (0:11.69)	0:12.18 (0:12.18)	0:35.56					
Rank	TAB Horse/Jockey	Barrier	Top Speed [km/h]	Fastest Section								Margin	Distance Travelled [m]
1	4 CUDDLES FOR KIMMY Cody Collis	2	67.8 1000m	0:05.32 Overall	1:02.90 [1] (0:05.32)	0:57.58 [5] (0:10.95)	0:46.63 [4] (0:11.36)	0:35.27 [3] (0:11.69)	0:23.58 [3] (0:11.67)	0:11.91 [3] (0:11.91)	1:02.90	0:35.27	
2	2 SECRET SORT Georgina Cartwright	1	68.1 800m	0:05.20 Overall	1:03.01 [2] (0:05.20)	0:57.81 [2] (0:11.07)	0:46.74 [3] (0:11.07)	0:35.67 [1] (0:11.69)	0:23.98 [1] (0:11.69)	0:12.29 [1] (0:12.29)	0.65L	0:35.67	+2
3	6 GEITZ Cejay Graham	6	69.1 1000m	0:05.31 Overall	1:03.39 [3] (0:05.31)	0:58.08 [4] (0:10.91)	0:47.17 [1] (0:11.41)	0:35.76 [3] (0:11.77)	0:23.99 [4] (0:11.70)	0:12.29 [4] (0:12.29)	2.91L	0:35.76	+10
4	3 SOUL INTENT Kyle Wilson-Taylor	5	67.5 1000m	0:05.21 Overall	1:03.78 [4] (0:05.21)	0:58.57 [3] (0:11.02)	0:47.55 [2] (0:11.11)	0:36.44 [2] (0:11.73)	0:24.71 [2] (0:11.82)	0:12.89 [2] (0:12.89)	5.17L	0:36.44	+9
5	7 OUR KUNOICHI Taylor Marshall	4	68.3 1000m	0:05.40 Overall	1:04.05 [5] (0:05.40)	0:58.65 [6] (0:11.02)	0:47.63 [5] (0:11.32)	0:36.31 [5] (0:11.82)	0:24.49 [5] (0:11.62)	0:12.87 [5] (0:12.87)	6.77L	0:36.31	+8
6	5 ELODIE'S RAINBOW Karl Zechner	3	66.4 1000m	0:05.19 Overall	1:05.39 [6] (0:05.19)	1:00.20 [1] (0:11.24)	0:48.96 [6] (0:11.58)	0:37.38 [6] (0:12.00)	0:25.38 [6] (0:12.04)	0:13.34 [6] (0:13.34)	14.66L	0:37.38	+4

Scratched: Tinkerbella (#8), Luva Flutta (#1)

[] Ranking at each section and finish
 -:-:- No data available at this section
 NA No data available

SCN Saddle cloth number
 DNF Did not finish
 DNT Did not track



Horse/Jockey Name	Cuddles For Kimmy
Final Rank	1
Fastest Section Time (Section)	0:05.32 (Overall)
Top Speed [km/h] (Section)	67.8 (1000m)
Race State	Finished



Doomben QLD Professional
Race 1: Ladbrokes Yard Comments QTIS Two-Years-Old Plate - 1050m

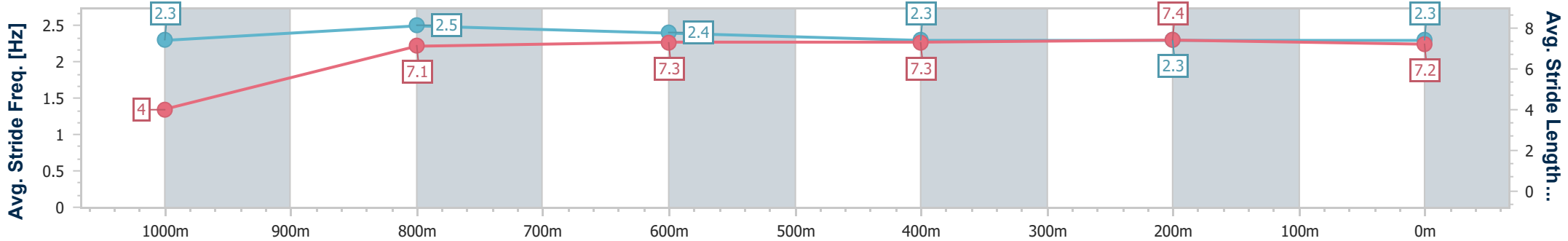
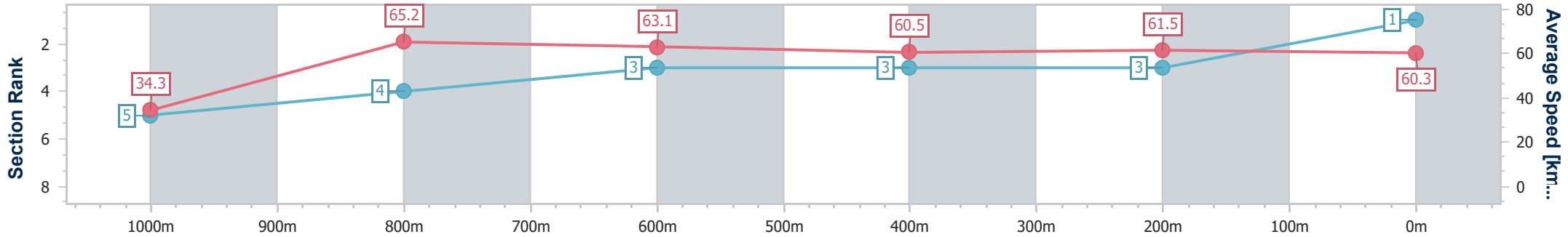


16 October 2024 - 12:49

Track Rating: Soft 6, Weather: Overcast, Rail Position: +10.5m Entire

BRISBANE RACING CLUB

Section	Overall	1000m	800m	600m	400m	200m
Section Times	1:02.90 [1] (0:05.32)	0:57.58 [5] (0:10.95)	0:46.63 [4] (0:11.36)	0:35.27 [3] (0:11.69)	0:23.58 [3] (0:11.67)	0:11.91 [3] (0:11.91)
Average Speed [km/h]	34.3	65.2	63.1	60.5	61.5	60.3
Top Speed [km/h]	59.4	67.8	66.5	61.6	62.8	61.7
Avg. Dist. to Rail [m]	0.8	1.5	1.8	2.4	2.5	2.3
Avg. Stride Freq. [Hz]	2.3	2.5	2.4	2.3	2.3	2.3
Avg. Stride Length [m]	4.0	7.1	7.3	7.3	7.4	7.2



- [] Ranking at each section and finish
- .-.- No data available at this section
- NA No data available



Horse/Jockey Name	Secret Sort
Final Rank	2
Fastest Section Time (Section)	0:05.20 (Overall)
Top Speed [km/h] (Section)	68.1 (800m)
Race State	Finished



Doomben QLD Professional
Race 1: Ladbrokes Yard Comments QTIS Two-Years-Old Plate - 1050m

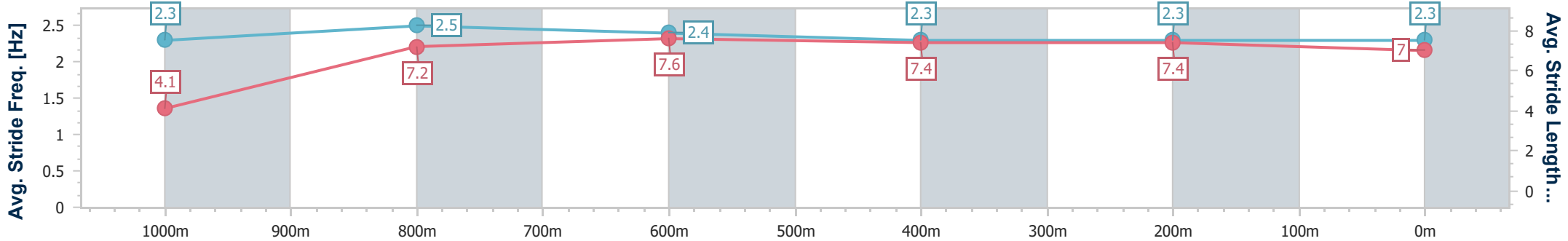
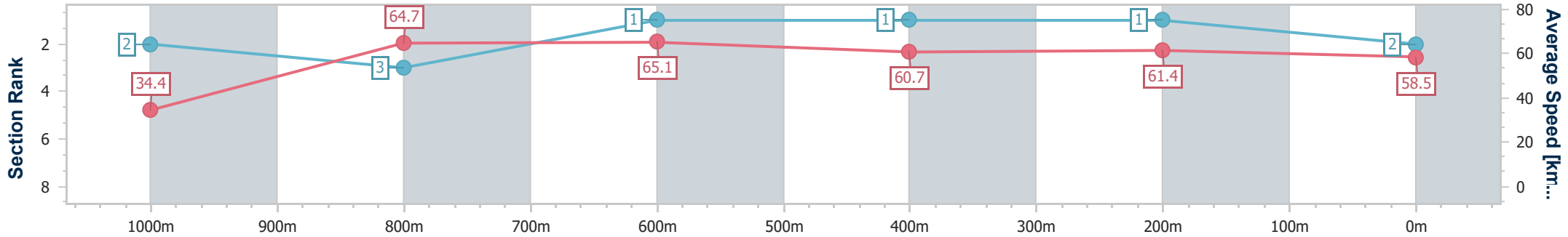


16 October 2024 - 12:49

Track Rating: Soft 6, Weather: Overcast, Rail Position: +10.5m Entire

BRISBANE RACING CLUB

Section	Overall	1000m	800m	600m	400m	200m
Section Times	1:03.01 [2] (0:05.20)	0:57.81 [2] (0:11.07)	0:46.74 [3] (0:11.07)	0:35.67 [1] (0:11.69)	0:23.98 [1] (0:11.69)	0:12.29 [1] (0:12.29)
Average Speed [km/h]	34.4	64.7	65.1	60.7	61.4	58.5
Top Speed [km/h]	58.4	68.0	68.1	61.9	62.4	61.3
Avg. Dist. to Rail [m]	1.0	0.8	0.7	1.6	2.0	2.0
Avg. Stride Freq. [Hz]	2.3	2.5	2.4	2.3	2.3	2.3
Avg. Stride Length [m]	4.1	7.2	7.6	7.4	7.4	7.0



- [] Ranking at each section and finish
- .-.- No data available at this section
- NA No data available



Horse/Jockey Name	Geitz
Final Rank	3
Fastest Section Time (Section)	0:05.31 (Overall)
Top Speed [km/h] (Section)	69.1 (1000m)
Race State	Finished

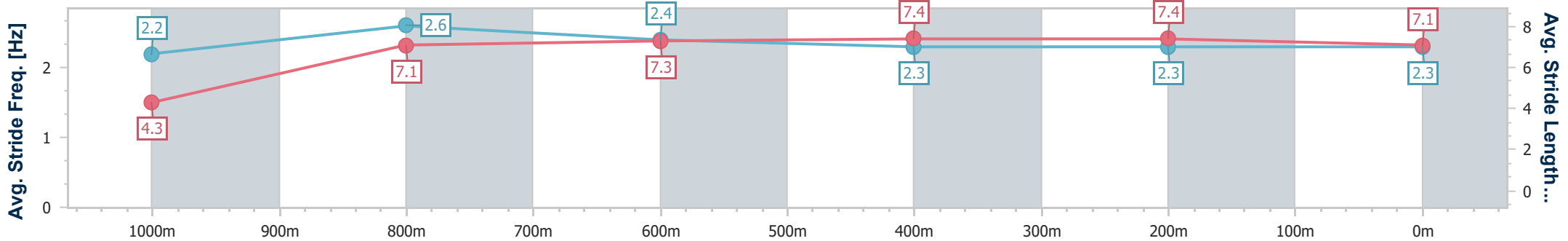
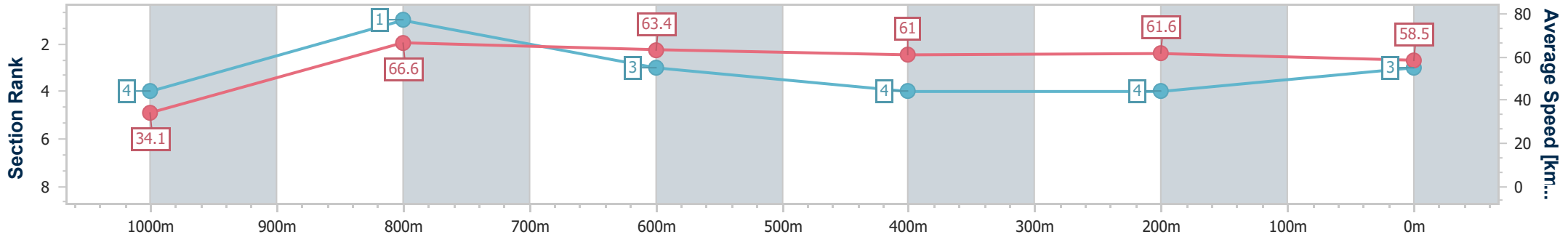


Doomben QLD Professional
Race 1: Ladbrokes Yard Comments QTIS Two-Years-Old Plate - 1050m
 16 October 2024 - 12:49
 Track Rating: Soft 6, Weather: Overcast, Rail Position: +10.5m Entire



BRISBANE
RACING CLUB

Section	Overall	1000m	800m	600m	400m	200m
Section Times	1:03.39 [3] (0:05.31)	0:58.08 [4] (0:10.91)	0:47.17 [1] (0:11.41)	0:35.76 [3] (0:11.77)	0:23.99 [4] (0:11.70)	0:12.29 [4] (0:12.29)
Average Speed [km/h]	34.1	66.6	63.4	61.0	61.6	58.5
Top Speed [km/h]	58.5	69.1	66.1	61.9	63.2	61.0
Avg. Dist. to Rail [m]	6.3	3.1	1.0	0.3	1.2	1.3
Avg. Stride Freq. [Hz]	2.2	2.6	2.4	2.3	2.3	2.3
Avg. Stride Length [m]	4.3	7.1	7.3	7.4	7.4	7.1



- [] Ranking at each section and finish
- .-.- No data available at this section
- NA No data available



Horse/Jockey Name	Soul Intent
Final Rank	4
Fastest Section Time (Section)	0:05.21 (Overall)
Top Speed [km/h] (Section)	67.5 (1000m)
Race State	Finished

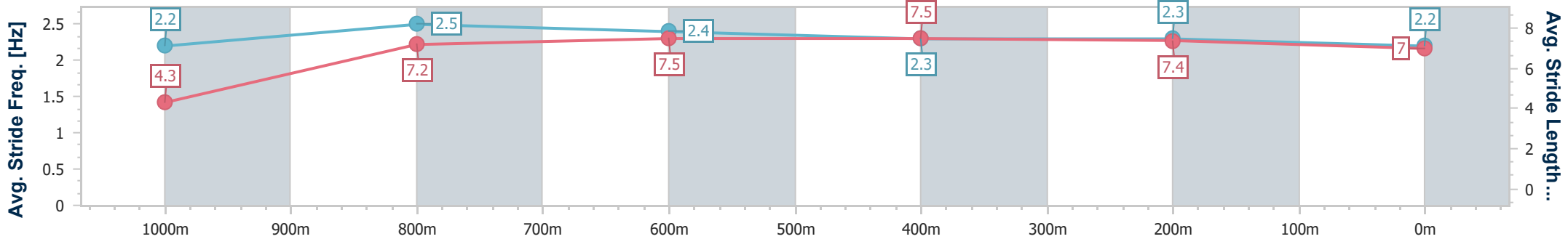
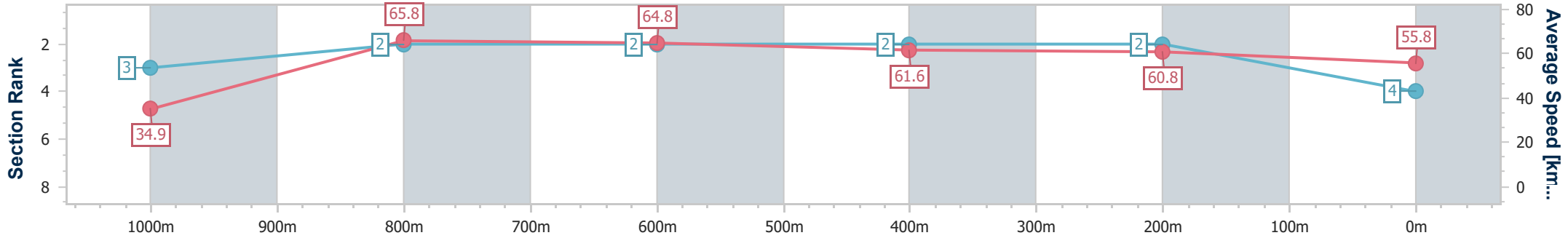


Doomben QLD Professional
Race 1: Ladbrokes Yard Comments QTIS Two-Years-Old Plate - 1050m
 16 October 2024 - 12:49
 Track Rating: Soft 6, Weather: Overcast, Rail Position: +10.5m Entire



BRISBANE
RACING CLUB

Section	Overall	1000m	800m	600m	400m	200m
Section Times	1:03.78 [4] (0:05.21)	0:58.57 [3] (0:11.02)	0:47.55 [2] (0:11.11)	0:36.44 [2] (0:11.73)	0:24.71 [2] (0:11.82)	0:12.89 [2] (0:12.89)
Average Speed [km/h]	34.9	65.8	64.8	61.6	60.8	55.8
Top Speed [km/h]	57.5	67.5	66.8	62.1	61.4	59.6
Avg. Dist. to Rail [m]	5.0	2.4	0.6	0.5	0.6	0.6
Avg. Stride Freq. [Hz]	2.2	2.5	2.4	2.3	2.3	2.2
Avg. Stride Length [m]	4.3	7.2	7.5	7.5	7.4	7.0



- [] Ranking at each section and finish
- .-.- No data available at this section
- NA No data available



Horse/Jockey Name	Our Kunoichi
Final Rank	5
Fastest Section Time (Section)	0:05.40 (Overall)
Top Speed [km/h] (Section)	68.3 (1000m)
Race State	Finished



Doomben QLD Professional
Race 1: Ladbrokes Yard Comments QTIS Two-Years-Old Plate - 1050m

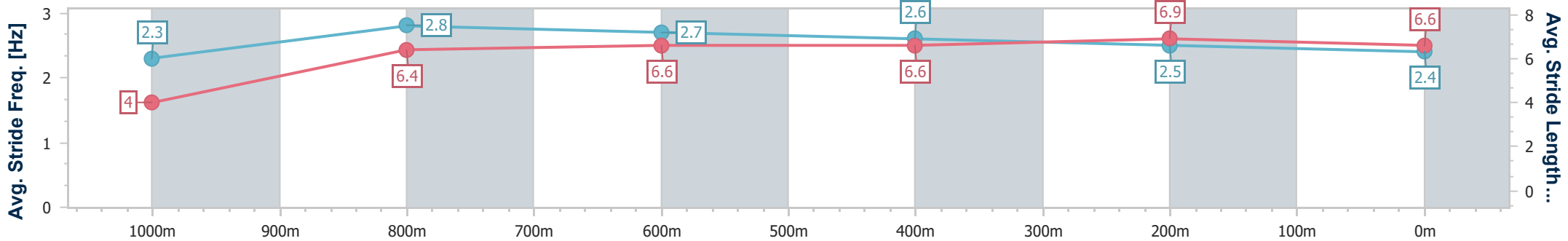
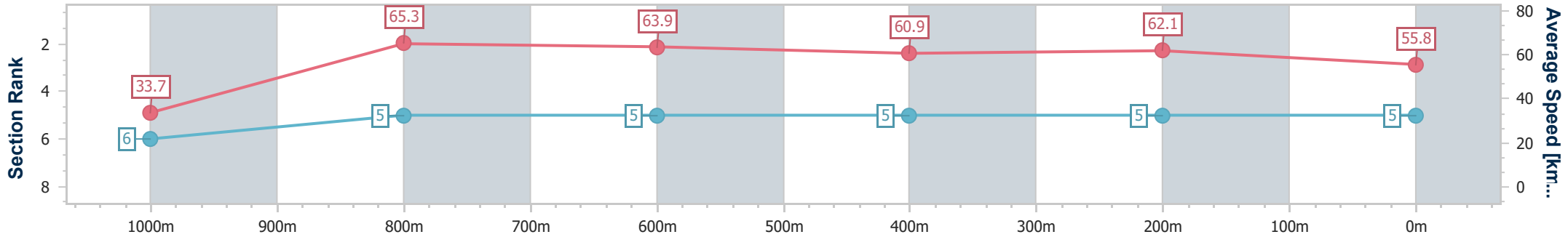


16 October 2024 - 12:49

Track Rating: Soft 6, Weather: Overcast, Rail Position: +10.5m Entire

BRISBANE RACING CLUB

Section	Overall	1000m	800m	600m	400m	200m								
Section Times	1:04.05 [5] (0:05.40)	0:58.65 [6] (0:11.02)	0:47.63 [5] (0:11.32)	0:36.31 [5] (0:11.82)	0:24.49 [5] (0:11.62)	0:12.87 [5] (0:12.87)								
Average Speed [km/h]	33.7	65.3	63.9	60.9	62.1	55.8								
Top Speed [km/h]	55.8	68.3	66.8	62.9	62.7	61.1								
Avg. Dist. to Rail [m]	3.6	0.6	0.3	0.3	0.8	0.9								
Avg. Stride Freq. [Hz]	2.3	2.8	2.7	2.6	2.5	2.4								
Avg. Stride Length [m]	4.0	6.4	6.6	6.6	6.9	6.6								



- [] Ranking at each section and finish
- .-.- No data available at this section
- NA No data available



Horse/Jockey Name	Elodie's Rainbow
Final Rank	6
Fastest Section Time (Section)	0:05.19 (Overall)
Top Speed [km/h] (Section)	66.4 (1000m)
Race State	Finished

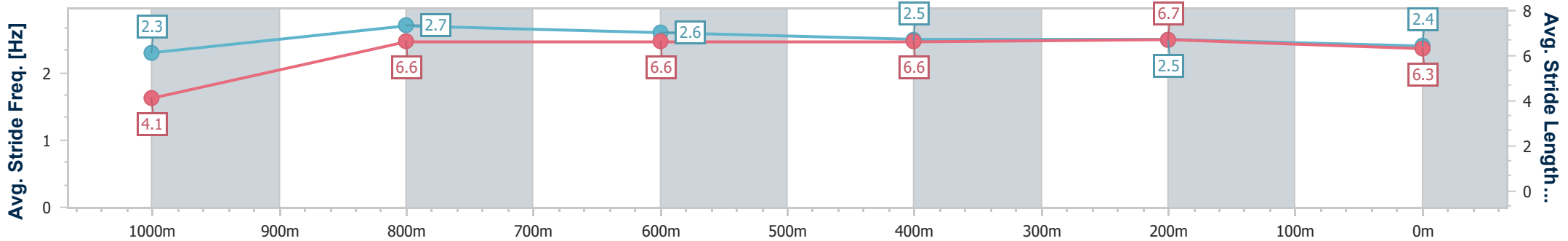
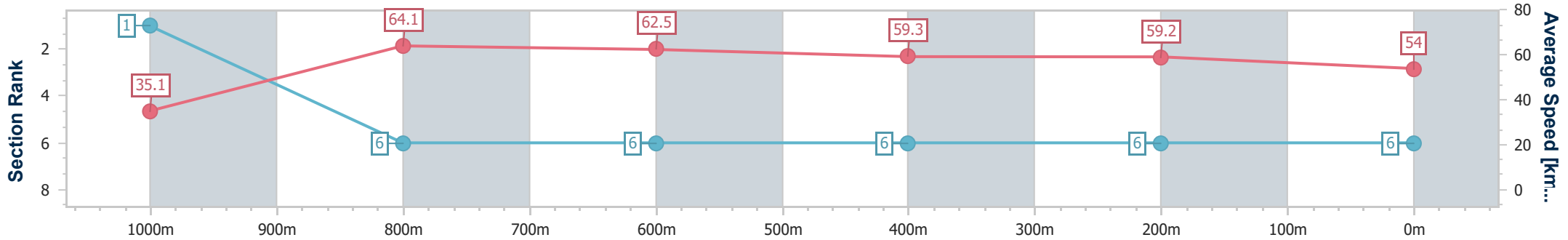


Doomben QLD Professional
Race 1: Ladbrokes Yard Comments QTIS Two-Years-Old Plate - 1050m
 16 October 2024 - 12:49
 Track Rating: Soft 6, Weather: Overcast, Rail Position: +10.5m Entire



BRISBANE
RACING CLUB

Section	Overall	1000m	800m	600m	400m	200m								
Section Times	1:05.39 [6] (0:05.19)	1:00.20 [1] (0:11.24)	0:48.96 [6] (0:11.58)	0:37.38 [6] (0:12.00)	0:25.38 [6] (0:12.04)	0:13.34 [6] (0:13.34)								
Average Speed [km/h]	35.1	64.1	62.5	59.3	59.2	54.0								
Top Speed [km/h]	56.3	66.4	66.0	60.8	60.6	57.1								
Avg. Dist. to Rail [m]	3.3	1.6	0.8	2.2	3.8	2.7								
Avg. Stride Freq. [Hz]	2.3	2.7	2.6	2.5	2.5	2.4								
Avg. Stride Length [m]	4.1	6.6	6.6	6.6	6.7	6.3								



- [] Ranking at each section and finish
- .-.- No data available at this section
- NA No data available