



Doomben QLD Professional

Race 2: National Leak Detection Maiden Plate - 2070m

16 October 2024 - 13:23



BRISBANE
RACING CLUB

Track Rating: Soft 6, Weather: Overcast, Rail Position: +10.5m Entire

Section		Overall	1800m	1600m	1400m	1200m	1000m	800m	Last 600m				
Field Times		2:11.18 (0:17.59)	1:53.59 (0:11.29)	1:42.30 (0:12.12)	1:30.18 (0:13.04)	1:17.14 (0:13.40)	1:03.74 (0:13.30)	0:50.44 (0:12.98)	0:37.46				
Rank	TAB Horse/Jockey	Barrier	Top Speed [km/h]	Fastest Section	Distance Travelled [m]								
1	8 SAVANNAH GANGSTER Cody Collis	3	67.2 Overall	0:11.59 1800m	2:11.18 [1] (0:17.77)	1:53.41 [6] (0:11.59)	1:41.82 [5] (0:12.45)	1:29.37 [5] (0:12.90)	1:16.47 [5] (0:13.41)	1:03.06 [6] (0:13.07)	0:49.99 [6] (0:13.28)	0:36.71	
2	4 PAPAL WARS Kyle Wilson-Taylor	2	67.8 Overall	0:11.41 1800m	2:11.32 [2] (0:17.68)	1:53.64 [3] (0:11.41)	1:42.23 [4] (0:12.37)	1:29.86 [3] (0:13.03)	1:16.83 [4] (0:13.40)	1:03.43 [4] (0:13.04)	0:50.39 [2] (0:12.79)	0:37.60	+1
3	3 NOT A SINGLE DRINK Noel Callow	1	64.7 Overall	0:11.58 1800m	2:11.39 [3] (0:18.60)	1:52.79 [8] (0:11.58)	1:41.21 [9] (0:12.19)	1:29.02 [9] (0:12.66)	1:16.36 [8] (0:13.43)	1:02.93 [8] (0:12.99)	0:49.94 [8] (0:13.19)	0:36.75	+3
4	5 VENCE Justin Huxtable	6	68.0 Overall	0:11.38 1800m	2:11.80 [4] (0:17.70)	1:54.10 [4] (0:11.38)	1:42.72 [3] (0:12.40)	1:30.32 [4] (0:12.95)	1:17.37 [3] (0:13.38)	1:03.99 [3] (0:13.20)	0:50.79 [3] (0:12.81)	0:37.98	+4
5	9 MAD ANA Rikki Jamieson	4	65.4 Overall	0:11.62 1800m	2:12.59 [5] (0:18.16)	1:54.43 [7] (0:11.62)	1:42.81 [7] (0:12.29)	1:30.52 [7] (0:12.74)	1:17.78 [7] (0:13.52)	1:04.26 [7] (0:13.12)	0:51.14 [7] (0:13.08)	0:38.06	+4
6	7 BETTER DRAW Angela Jones	9	66.2 Overall	0:11.46 1800m	2:13.16 [6] (0:18.63)	1:54.53 [9] (0:11.46)	1:43.07 [8] (0:12.23)	1:30.84 [8] (0:12.86)	1:17.98 [9] (0:13.56)	1:04.42 [9] (0:13.09)	0:51.33 [9] (0:13.18)	0:38.15	+2
7	6 MIDNIGHT SEAS Michael Murphy	8	66.7 Overall	0:11.68 1800m	2:14.75 [7] (0:17.76)	1:56.99 [5] (0:11.68)	1:45.31 [6] (0:12.40)	1:32.91 [6] (0:12.93)	1:19.98 [6] (0:13.35)	1:06.63 [5] (0:13.05)	0:53.58 [5] (0:13.06)	0:40.52	-3
8	1 CROC FIGHT Jake Bayliss	5	68.1 Overall	0:11.38 1800m	2:15.82 [8] (0:17.59)	1:58.23 [1] (0:11.38)	1:46.85 [2] (0:12.28)	1:34.57 [2] (0:13.03)	1:21.54 [2] (0:13.34)	1:08.20 [2] (0:13.12)	0:55.08 [1] (0:12.99)	0:42.09	-3
9	2 DONI TONDO Cejay Graham	7	68.0 Overall	0:11.27 1800m	2:37.58 [9] (0:17.61)	2:19.97 [2] (0:11.27)	2:08.70 [1] (0:12.12)	1:56.58 [1] (0:13.04)	1:43.54 [1] (0:13.40)	1:30.14 [1] (0:13.61)	1:16.53 [4] (0:14.89)	1:01.64	-4

[] Ranking at each section and finish
 -:-:- No data available at this section
 NA No data available

SCN Saddle cloth number
 DNF Did not finish
 DNT Did not track



Doomben QLD Professional

Race 2: National Leak Detection Maiden Plate - 2070m

16 October 2024 - 13:23



BRISBANE
RACING CLUB

Track Rating: Soft 6, Weather: Overcast, Rail Position: +10.5m Entire

Section					600m	400m	200m				Last 600m	
Field Times					0:37.46 (0:12.54)	0:24.92 (0:12.25)	0:12.67 (0:12.67)				0:37.46	
Rank	TAB Horse/Jockey	Barrier	Top Speed [km/h]	Fastest Section				Margin				Distance Travelled [m]
1	8 SAVANNAH GANGSTER Cody Collis	3	67.2 Overall	0:11.59 1800m	0:36.71 [5] (0:12.27)	0:24.44 [4] (0:11.96)	0:12.48 [2] (0:12.48)	2:11.18				0:36.71
2	4 PAPAL WARS Kyle Wilson-Taylor	2	67.8 Overall	0:11.41 1800m	0:37.60 [1] (0:12.54)	0:25.06 [1] (0:12.25)	0:12.81 [1] (0:12.81)	0.83L				0:37.60 +1
3	3 NOT A SINGLE DRINK Noel Callow	1	64.7 Overall	0:11.58 1800m	0:36.75 [7] (0:12.31)	0:24.44 [6] (0:11.87)	0:12.57 [4] (0:12.57)	1.26L				0:36.75 +3
4	5 VENCE Justin Huxtable	6	68.0 Overall	0:11.38 1800m	0:37.98 [3] (0:12.49)	0:25.49 [2] (0:12.40)	0:13.09 [3] (0:13.09)	3.66L				0:37.98 +4
5	9 MAD ANA Rikki Jamieson	4	65.4 Overall	0:11.62 1800m	0:38.06 [6] (0:12.22)	0:25.84 [5] (0:12.47)	0:13.37 [5] (0:13.37)	8.31L				0:38.06 +4
6	7 BETTER DRAW Angela Jones	9	66.2 Overall	0:11.46 1800m	0:38.15 [8] (0:12.41)	0:25.74 [8] (0:12.45)	0:13.29 [6] (0:13.29)	11.67L				0:38.15 +2
7	6 MIDNIGHT SEAS Michael Murphy	8	66.7 Overall	0:11.68 1800m	0:40.52 [4] (0:12.79)	0:27.73 [7] (0:12.98)	0:14.75 [7] (0:14.75)	21.05L				0:40.52 -3
8	1 CROC FIGHT Jake Bayliss	5	68.1 Overall	0:11.38 1800m	0:42.09 [2] (0:12.94)	0:29.15 [3] (0:13.65)	0:15.50 [8] (0:15.50)	27.33L				0:42.09 -3
9	2 DONI TONDO Cejay Graham	7	68.0 Overall	0:11.27 1800m	1:01.64 [9] (0:16.15)	0:45.49 [9] (0:18.91)	0:26.58 [9] (0:26.58)	155.3L				1:01.64 -4

[] Ranking at each section and finish
 -:-:- No data available at this section
 NA No data available

SCN Saddle cloth number
 DNF Did not finish
 DNT Did not track



Horse/Jockey Name	Savannah Gangster
Final Rank	1
Fastest Section Time (Section)	0:11.59 (1800m)
Top Speed [km/h] (Section)	67.2 (Overall)
Race State	Finished



Doomben QLD Professional

Race 2: National Leak Detection Maiden Plate - 2070m

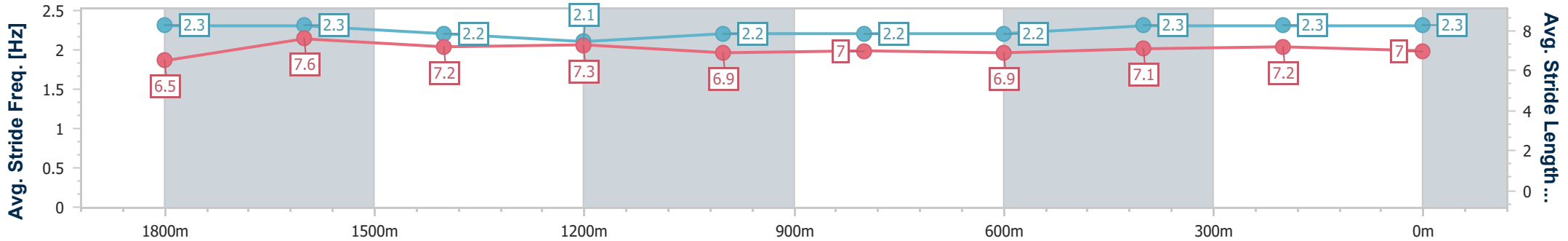
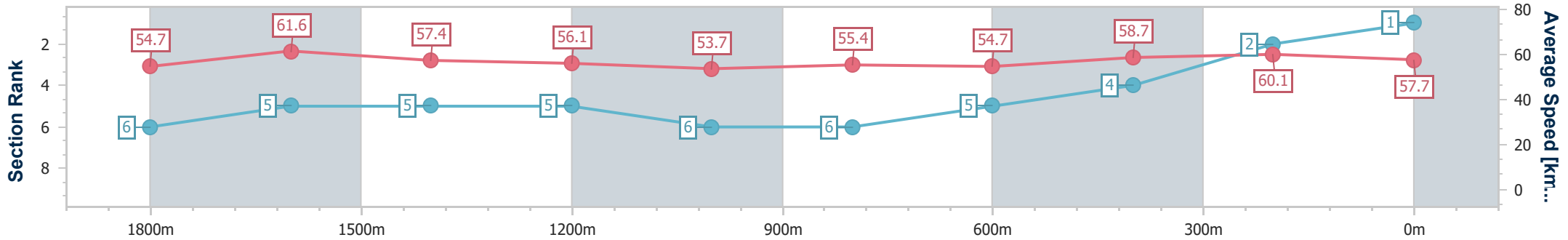
16 October 2024 - 13:23

Track Rating: Soft 6, Weather: Overcast, Rail Position: +10.5m Entire



BRISBANE RACING CLUB

Section	Overall	1800m	1600m	1400m	1200m	1000m	800m	600m	400m	200m
Section Times	2:11.18 [1] (0:17.77)	1:53.41 [6] (0:11.59)	1:41.82 [5] (0:12.45)	1:29.37 [5] (0:12.90)	1:16.47 [5] (0:13.41)	1:03.06 [6] (0:13.07)	0:49.99 [6] (0:13.28)	0:36.71 [5] (0:12.27)	0:24.44 [4] (0:11.96)	0:12.48 [2] (0:12.48)
Average Speed [km/h]	54.7	61.6	57.4	56.1	53.7	55.4	54.7	58.7	60.1	57.7
Top Speed [km/h]	67.2	66.2	59.0	58.4	55.2	55.9	57.2	59.7	61.9	60.9
Avg. Dist. to Rail [m]	1.0	1.1	1.2	0.9	2.0	2.1	1.4	0.6	1.0	3.6
Avg. Stride Freq. [Hz]	2.3	2.3	2.2	2.1	2.2	2.2	2.2	2.3	2.3	2.3
Avg. Stride Length [m]	6.5	7.6	7.2	7.3	6.9	7.0	6.9	7.1	7.2	7.0



- [] Ranking at each section and finish
- .-.- No data available at this section
- NA No data available



Horse/Jockey Name	Papal Wars
Final Rank	2
Fastest Section Time (Section)	0:11.41 (1800m)
Top Speed [km/h] (Section)	67.8 (Overall)
Race State	Finished



Doomben QLD Professional

Race 2: National Leak Detection Maiden Plate - 2070m

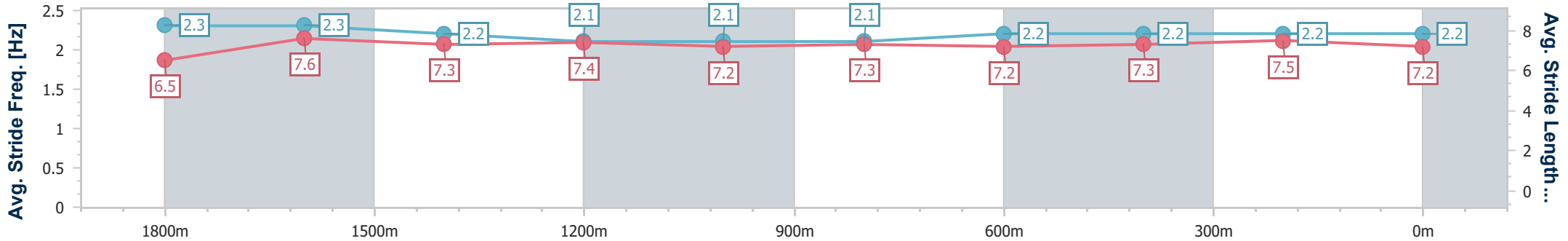
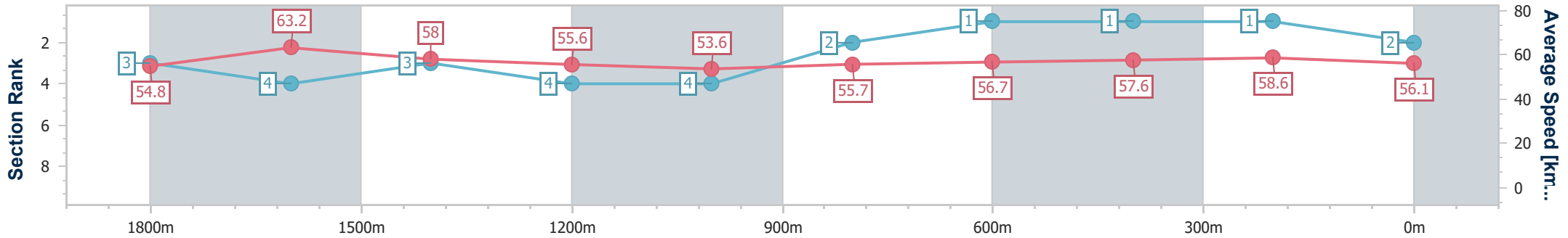
16 October 2024 - 13:23

Track Rating: Soft 6, Weather: Overcast, Rail Position: +10.5m Entire



BRISBANE RACING CLUB

Section	Overall	1800m	1600m	1400m	1200m	1000m	800m	600m	400m	200m
Section Times	2:11.32 [2] (0:17.68)	1:53.64 [3] (0:11.41)	1:42.23 [4] (0:12.37)	1:29.86 [3] (0:13.03)	1:16.83 [4] (0:13.40)	1:03.43 [4] (0:13.04)	0:50.39 [2] (0:12.79)	0:37.60 [1] (0:12.54)	0:25.06 [1] (0:12.25)	0:12.81 [1] (0:12.81)
Average Speed [km/h]	54.8	63.2	58.0	55.6	53.6	55.7	56.7	57.6	58.6	56.1
Top Speed [km/h]	67.8	66.5	60.6	57.9	54.5	56.6	57.9	58.2	59.6	57.8
Avg. Dist. to Rail [m]	1.0	0.3	0.6	0.7	1.6	1.6	2.0	0.8	1.5	0.9
Avg. Stride Freq. [Hz]	2.3	2.3	2.2	2.1	2.1	2.1	2.2	2.2	2.2	2.2
Avg. Stride Length [m]	6.5	7.6	7.3	7.4	7.2	7.3	7.2	7.3	7.5	7.2



- [] Ranking at each section and finish
- .-.- No data available at this section
- NA No data available



Horse/Jockey Name	Not A Single Drink
Final Rank	3
Fastest Section Time (Section)	0:11.58 (1800m)
Top Speed [km/h] (Section)	64.7 (Overall)
Race State	Finished



Doomben QLD Professional

Race 2: National Leak Detection Maiden Plate - 2070m

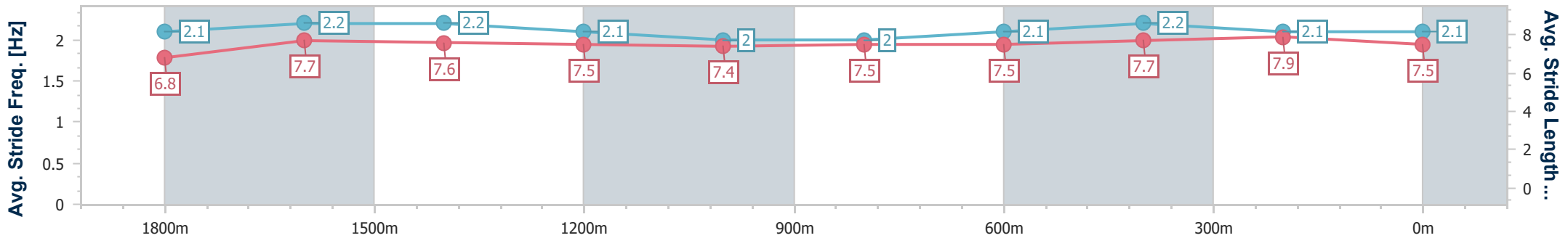
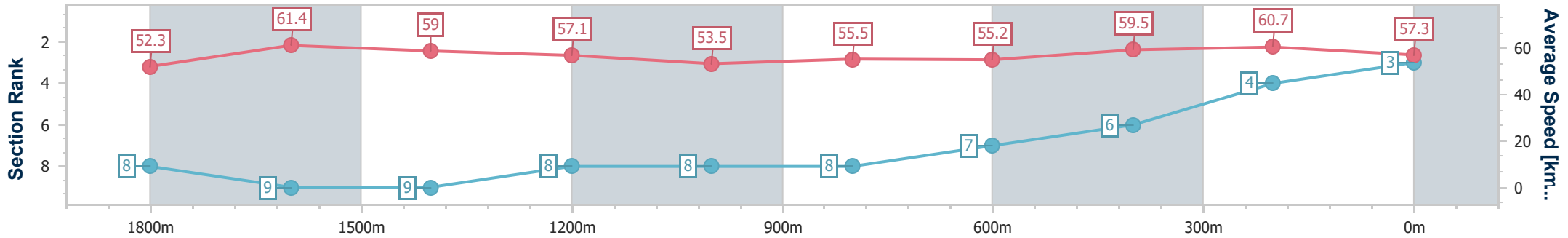
16 October 2024 - 13:23

Track Rating: Soft 6, Weather: Overcast, Rail Position: +10.5m Entire



BRISBANE RACING CLUB

Section	Overall	1800m	1600m	1400m	1200m	1000m	800m	600m	400m	200m
Section Times	2:11.39 [3] (0:18.60)	1:52.79 [8] (0:11.58)	1:41.21 [9] (0:12.19)	1:29.02 [9] (0:12.66)	1:16.36 [8] (0:13.43)	1:02.93 [8] (0:12.99)	0:49.94 [8] (0:13.19)	0:36.75 [7] (0:12.31)	0:24.44 [6] (0:11.87)	0:12.57 [4] (0:12.57)
Average Speed [km/h]	52.3	61.4	59.0	57.1	53.5	55.5	55.2	59.5	60.7	57.3
Top Speed [km/h]	64.7	63.9	60.4	59.2	54.9	56.9	58.5	60.4	62.4	60.7
Avg. Dist. to Rail [m]	1.5	1.6	0.5	0.6	1.4	1.1	2.3	2.4	1.5	4.6
Avg. Stride Freq. [Hz]	2.1	2.2	2.2	2.1	2.0	2.0	2.1	2.2	2.1	2.1
Avg. Stride Length [m]	6.8	7.7	7.6	7.5	7.4	7.5	7.5	7.7	7.9	7.5



- [] Ranking at each section and finish
- .-.- No data available at this section
- NA No data available



Horse/Jockey Name	Vence
Final Rank	4
Fastest Section Time (Section)	0:11.38 (1800m)
Top Speed [km/h] (Section)	68.0 (Overall)
Race State	Finished



Doomben QLD Professional

Race 2: National Leak Detection Maiden Plate - 2070m

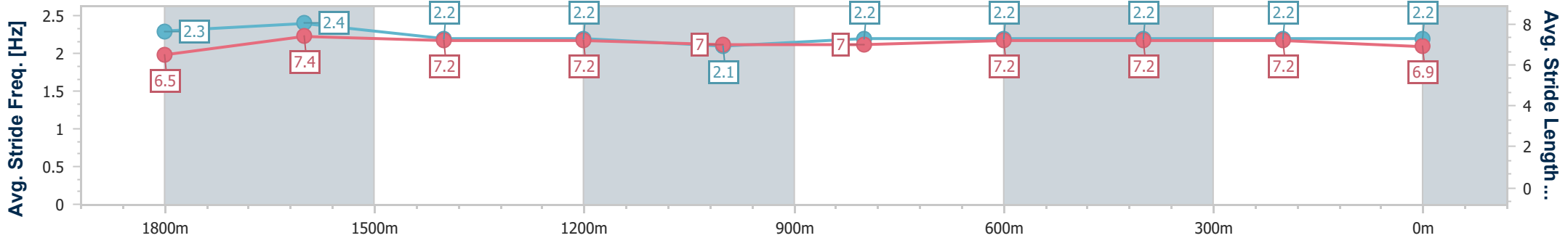
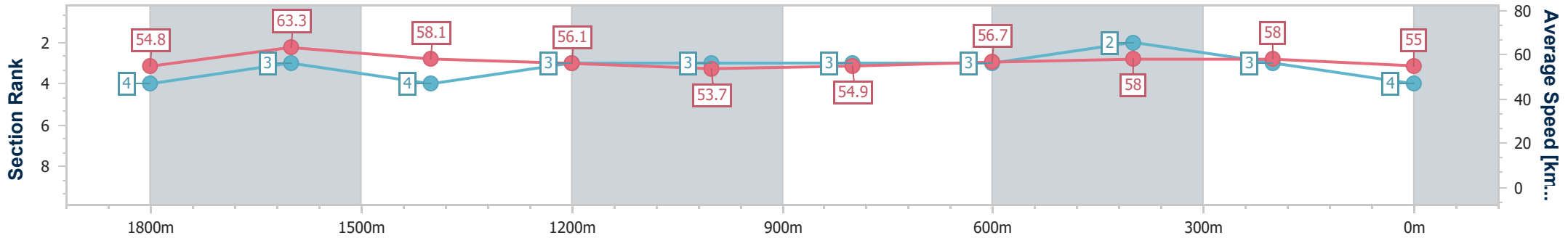
16 October 2024 - 13:23

Track Rating: Soft 6, Weather: Overcast, Rail Position: +10.5m Entire



BRISBANE RACING CLUB

Section	Overall	1800m	1600m	1400m	1200m	1000m	800m	600m	400m	200m
Section Times	2:11.80 [4] (0:17.70)	1:54.10 [4] (0:11.38)	1:42.72 [3] (0:12.40)	1:30.32 [4] (0:12.95)	1:17.37 [3] (0:13.38)	1:03.99 [3] (0:13.20)	0:50.79 [3] (0:12.81)	0:37.98 [3] (0:12.49)	0:25.49 [2] (0:12.40)	0:13.09 [3] (0:13.09)
Average Speed [km/h]	54.8	63.3	58.1	56.1	53.7	54.9	56.7	58.0	58.0	55.0
Top Speed [km/h]	68.0	67.0	60.3	59.6	54.7	55.9	58.5	58.8	59.0	58.0
Avg. Dist. to Rail [m]	3.3	0.3	0.6	1.8	2.2	1.8	2.0	1.2	0.4	1.4
Avg. Stride Freq. [Hz]	2.3	2.4	2.2	2.2	2.1	2.2	2.2	2.2	2.2	2.2
Avg. Stride Length [m]	6.5	7.4	7.2	7.2	7.0	7.0	7.2	7.2	7.2	6.9



- [] Ranking at each section and finish
- .-.-.- No data available at this section
- NA No data available



Horse/Jockey Name	Mad Ana
Final Rank	5
Fastest Section Time (Section)	0:11.62 (1800m)
Top Speed [km/h] (Section)	65.4 (Overall)
Race State	Finished



Doomben QLD Professional

Race 2: National Leak Detection Maiden Plate - 2070m

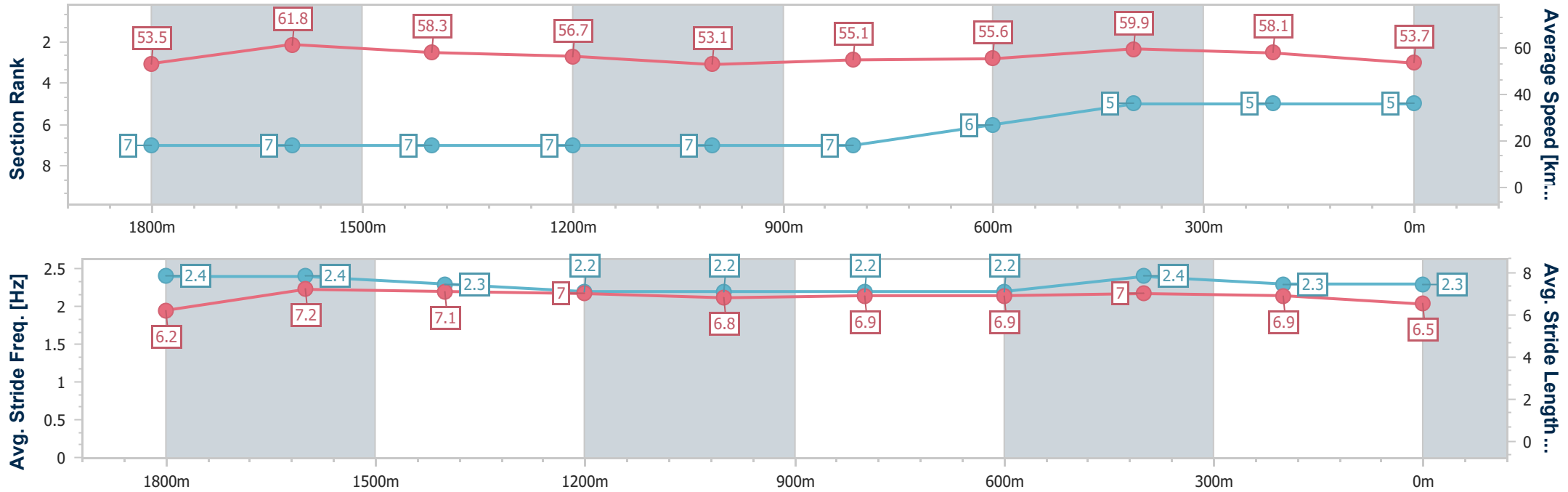
16 October 2024 - 13:23

Track Rating: Soft 6, Weather: Overcast, Rail Position: +10.5m Entire



BRISBANE RACING CLUB

Section	Overall	1800m	1600m	1400m	1200m	1000m	800m	600m	400m	200m
Section Times	2:12.59 [5] (0:18.16)	1:54.43 [7] (0:11.62)	1:42.81 [7] (0:12.29)	1:30.52 [7] (0:12.74)	1:17.78 [7] (0:13.52)	1:04.26 [7] (0:13.12)	0:51.14 [7] (0:13.08)	0:38.06 [6] (0:12.22)	0:25.84 [5] (0:12.47)	0:13.37 [5] (0:13.37)
Average Speed [km/h]	53.5	61.8	58.3	56.7	53.1	55.1	55.6	59.9	58.1	53.7
Top Speed [km/h]	65.4	64.6	60.9	58.9	54.4	56.6	59.7	60.2	59.5	56.1
Avg. Dist. to Rail [m]	1.5	0.6	1.1	0.8	1.8	1.6	2.0	2.8	2.7	3.5
Avg. Stride Freq. [Hz]	2.4	2.4	2.3	2.2	2.2	2.2	2.2	2.4	2.3	2.3
Avg. Stride Length [m]	6.2	7.2	7.1	7.0	6.8	6.9	6.9	7.0	6.9	6.5



- [] Ranking at each section and finish
- .-.-.- No data available at this section
- NA No data available



Horse/Jockey Name	Better Draw
Final Rank	6
Fastest Section Time (Section)	0:11.46 (1800m)
Top Speed [km/h] (Section)	66.2 (Overall)
Race State	Finished



Doomben QLD Professional

Race 2: National Leak Detection Maiden Plate - 2070m

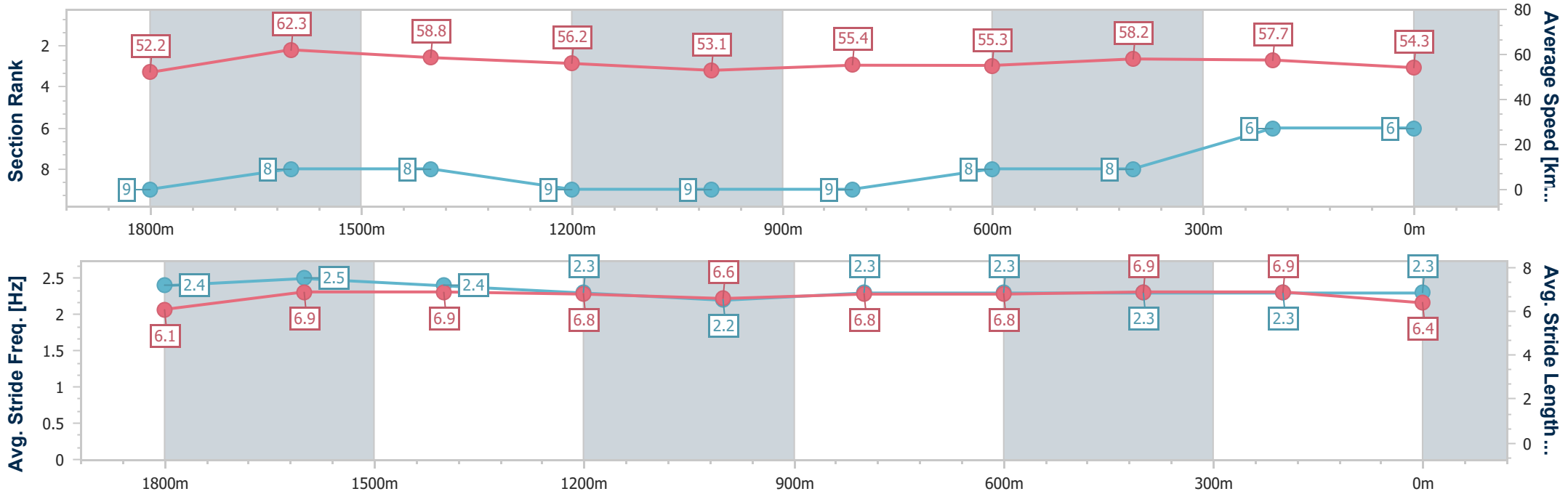
16 October 2024 - 13:23

Track Rating: Soft 6, Weather: Overcast, Rail Position: +10.5m Entire



BRISBANE RACING CLUB

Section	Overall	1800m	1600m	1400m	1200m	1000m	800m	600m	400m	200m
Section Times	2:13.16 [6] (0:18.63)	1:54.53 [9] (0:11.46)	1:43.07 [8] (0:12.23)	1:30.84 [8] (0:12.86)	1:17.98 [9] (0:13.56)	1:04.42 [9] (0:13.09)	0:51.33 [9] (0:13.18)	0:38.15 [8] (0:12.41)	0:25.74 [8] (0:12.45)	0:13.29 [6] (0:13.29)
Average Speed [km/h]	52.2	62.3	58.8	56.2	53.1	55.4	55.3	58.2	57.7	54.3
Top Speed [km/h]	66.2	65.5	60.8	58.0	54.9	57.6	58.8	59.5	58.8	57.8
Avg. Dist. to Rail [m]	2.4	1.2	0.6	1.0	2.1	2.2	2.3	1.1	1.3	1.7
Avg. Stride Freq. [Hz]	2.4	2.5	2.4	2.3	2.2	2.3	2.3	2.3	2.3	2.3
Avg. Stride Length [m]	6.1	6.9	6.9	6.8	6.6	6.8	6.8	6.9	6.9	6.4



- [] Ranking at each section and finish
- .-.- No data available at this section
- NA No data available



Horse/Jockey Name	Midnight Seas
Final Rank	7
Fastest Section Time (Section)	0:11.68 (1800m)
Top Speed [km/h] (Section)	66.7 (Overall)
Race State	Finished



Doomben QLD Professional

Race 2: National Leak Detection Maiden Plate - 2070m

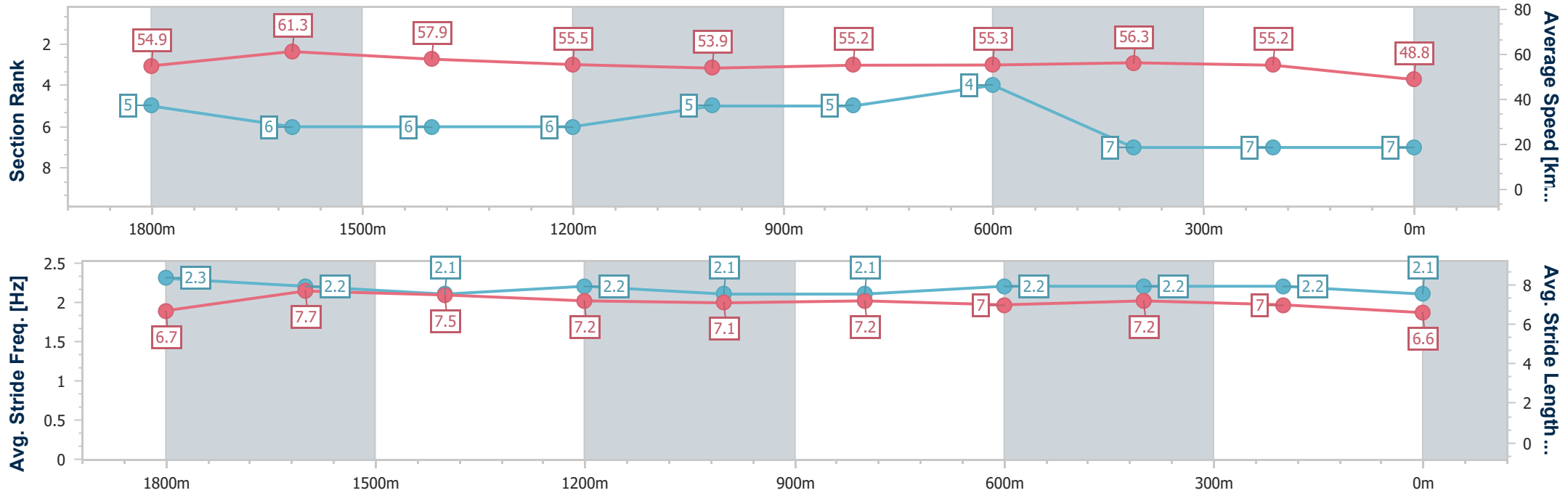
16 October 2024 - 13:23

Track Rating: Soft 6, Weather: Overcast, Rail Position: +10.5m Entire



BRISBANE RACING CLUB

Section	Overall	1800m	1600m	1400m	1200m	1000m	800m	600m	400m	200m
Section Times	2:14.75 [7] (0:17.76)	1:56.99 [5] (0:11.68)	1:45.31 [6] (0:12.40)	1:32.91 [6] (0:12.93)	1:19.98 [6] (0:13.35)	1:06.63 [5] (0:13.05)	0:53.58 [5] (0:13.06)	0:40.52 [4] (0:12.79)	0:27.73 [7] (0:12.98)	0:14.75 [7] (0:14.75)
Average Speed [km/h]	54.9	61.3	57.9	55.5	53.9	55.2	55.3	56.3	55.2	48.8
Top Speed [km/h]	66.7	64.9	60.0	57.2	54.8	56.2	56.1	56.6	56.8	53.9
Avg. Dist. to Rail [m]	5.1	1.2	1.1	0.4	0.2	0.4	0.2	0.4	0.5	0.9
Avg. Stride Freq. [Hz]	2.3	2.2	2.1	2.2	2.1	2.1	2.2	2.2	2.2	2.1
Avg. Stride Length [m]	6.7	7.7	7.5	7.2	7.1	7.2	7.0	7.2	7.0	6.6



- [] Ranking at each section and finish
- .-.- No data available at this section
- NA No data available



Horse/Jockey Name	Croc Fight
Final Rank	8
Fastest Section Time (Section)	0:11.38 (1800m)
Top Speed [km/h] (Section)	68.1 (Overall)
Race State	Finished



Doomben QLD Professional

Race 2: National Leak Detection Maiden Plate - 2070m

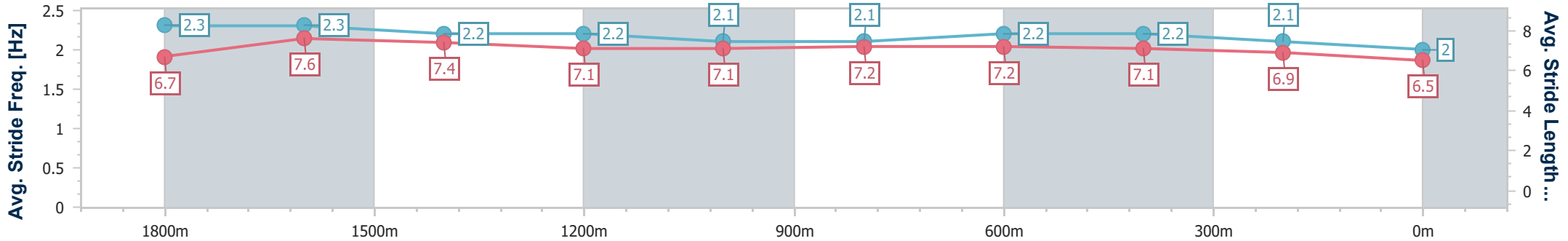
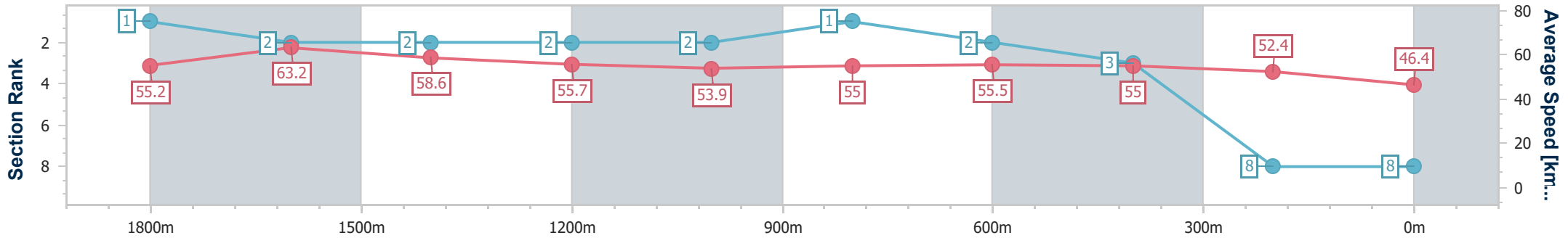
16 October 2024 - 13:23

Track Rating: Soft 6, Weather: Overcast, Rail Position: +10.5m Entire



BRISBANE RACING CLUB

Section	Overall	1800m	1600m	1400m	1200m	1000m	800m	600m	400m	200m
Section Times	2:15.82 [8] (0:17.59)	1:58.23 [1] (0:11.38)	1:46.85 [2] (0:12.28)	1:34.57 [2] (0:13.03)	1:21.54 [2] (0:13.34)	1:08.20 [2] (0:13.12)	0:55.08 [1] (0:12.99)	0:42.09 [2] (0:12.94)	0:29.15 [3] (0:13.65)	0:15.50 [8] (0:15.50)
Average Speed [km/h]	55.2	63.2	58.6	55.7	53.9	55.0	55.5	55.0	52.4	46.4
Top Speed [km/h]	68.1	67.7	60.6	58.7	54.8	55.7	56.6	56.6	53.9	50.6
Avg. Dist. to Rail [m]	2.7	0.3	0.5	1.1	1.8	1.1	0.3	2.0	3.2	2.0
Avg. Stride Freq. [Hz]	2.3	2.3	2.2	2.2	2.1	2.1	2.2	2.2	2.1	2.0
Avg. Stride Length [m]	6.7	7.6	7.4	7.1	7.1	7.2	7.2	7.1	6.9	6.5



- [] Ranking at each section and finish
- .-.- No data available at this section
- NA No data available



Horse/Jockey Name	Doni Tondo
Final Rank	9
Fastest Section Time (Section)	0:11.27 (1800m)
Top Speed [km/h] (Section)	68.0 (Overall)
Race State	Finished



Doomben QLD Professional

Race 2: National Leak Detection Maiden Plate - 2070m

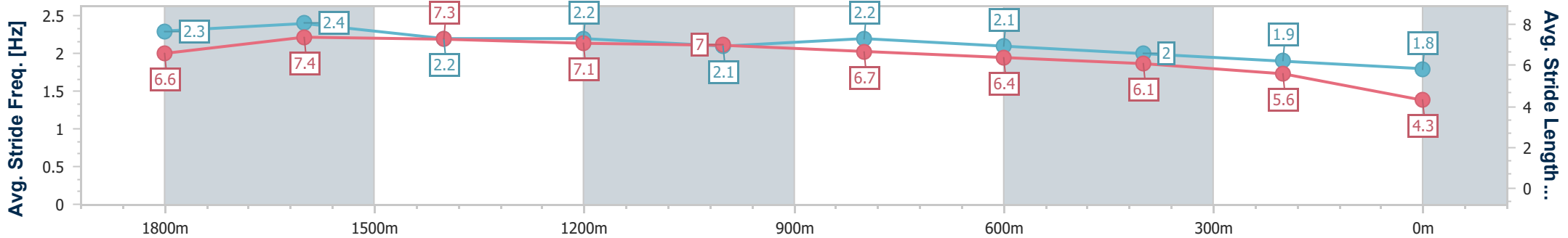
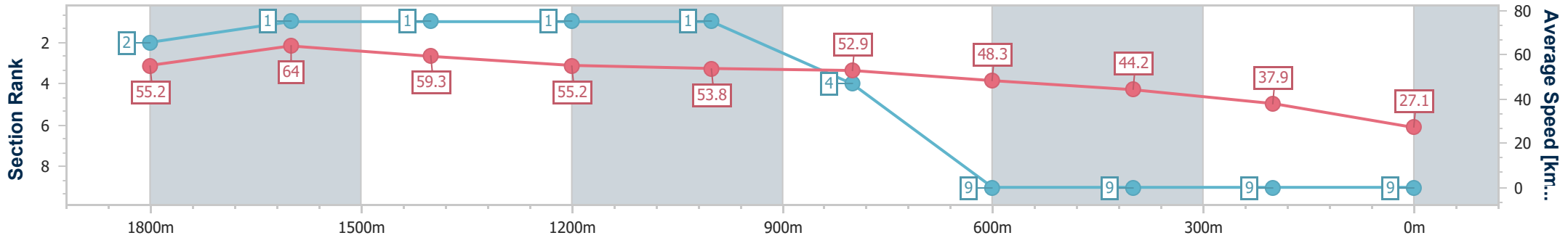
16 October 2024 - 13:23

Track Rating: Soft 6, Weather: Overcast, Rail Position: +10.5m Entire



BRISBANE RACING CLUB

Section	Overall	1800m	1600m	1400m	1200m	1000m	800m	600m	400m	200m
Section Times	2:37.58 [9] (0:17.61)	2:19.97 [2] (0:11.27)	2:08.70 [1] (0:12.12)	1:56.58 [1] (0:13.04)	1:43.54 [1] (0:13.40)	1:30.14 [1] (0:13.61)	1:16.53 [4] (0:14.89)	1:01.64 [9] (0:16.15)	0:45.49 [9] (0:18.91)	0:26.58 [9] (0:26.58)
Average Speed [km/h]	55.2	64.0	59.3	55.2	53.8	52.9	48.3	44.2	37.9	27.1
Top Speed [km/h]	68.0	67.3	61.4	57.2	54.4	54.8	51.9	46.2	41.8	34.8
Avg. Dist. to Rail [m]	4.1	0.5	0.7	0.3	0.9	0.6	0.5	1.1	1.7	1.3
Avg. Stride Freq. [Hz]	2.3	2.4	2.2	2.2	2.1	2.2	2.1	2.0	1.9	1.8
Avg. Stride Length [m]	6.6	7.4	7.3	7.1	7.0	6.7	6.4	6.1	5.6	4.3



- [] Ranking at each section and finish
- .-.- No data available at this section
- NA No data available