



Doomben QLD Professional

Race 6: ARC Projects BM78 Handicap - 1200m

16 October 2024 - 15:45



BRISBANE
RACING CLUB

Track Rating: Soft 5, Weather: Overcast, Rail Position: +10.5m Entire

Section												Last 600m	
Field Times		Overall	1000m	800m	600m	400m	200m						0:34.34
		1:10.75 (0:13.70)	0:57.05 (0:11.18)	0:45.87 (0:11.53)	0:34.34 (0:11.56)	0:22.78 (0:11.00)	0:11.78 (0:11.78)						
Rank	TAB Horse/Jockey	Barrier	Top Speed [km/h]	Fastest Section							Margin	Distance Travelled [m]	
1	4 I AM ARTIE James Orman	5	68.7 600m	0:11.00 400m	1:10.75 [1] (0:13.88)	0:56.87 [2] (0:11.15)	0:45.72 [2] (0:11.50)	0:34.22 [2] (0:11.44)	0:22.78 [1] (0:11.00)	0:11.78 [1] (0:11.78)	1:10.75	0:34.22	
2	3 RAINBOW CONNECTION Andrew Mallyon	3	66.2 400m	0:11.06 400m	1:10.94 [2] (0:13.96)	0:56.98 [3] (0:11.21)	0:45.77 [3] (0:11.49)	0:34.28 [4] (0:11.44)	0:22.84 [4] (0:11.06)	0:11.78 [2] (0:11.78)	1.12L	0:34.28	-1
3	2 AZZAREACH Noel Callow	4	67.0 1000m	0:11.18 1000m	1:11.04 [3] (0:13.70)	0:57.34 [1] (0:11.18)	0:46.16 [1] (0:11.53)	0:34.63 [1] (0:11.58)	0:23.05 [2] (0:11.18)	0:11.87 [3] (0:11.87)	1.7L	0:34.63	+0
4	1 POCKET FULL Cody Collis	2	66.6 1000m	0:11.04 1000m	1:11.14 [4] (0:14.13)	0:57.01 [4] (0:11.04)	0:45.97 [3] (0:11.36)	0:34.61 [3] (0:11.47)	0:23.14 [3] (0:11.19)	0:11.95 [4] (0:11.95)	2.32L	0:34.61	-6
5	6 ROLL UP Emily Lang	1	66.5 1000m	0:11.10 1000m	1:11.27 [5] (0:14.46)	0:56.81 [7] (0:11.10)	0:45.71 [7] (0:11.30)	0:34.41 [5] (0:11.38)	0:23.03 [5] (0:11.12)	0:11.91 [5] (0:11.91)	3.06L	0:34.41	-6
6	7 HE'S HEAVEN Luke Dempsey	6	67.0 400m	0:11.10 400m	1:11.60 [6] (0:14.25)	0:57.35 [5] (0:11.27)	0:46.08 [6] (0:11.38)	0:34.70 [6] (0:11.43)	0:23.27 [6] (0:11.10)	0:12.17 [6] (0:12.17)	4.97L	0:34.70	+3
7	9 MAYA BAY Kyle Wilson-Taylor	7	67.4 400m	0:11.05 400m	1:11.79 [7] (0:14.26)	0:57.53 [6] (0:11.19)	0:46.34 [5] (0:11.59)	0:34.75 [7] (0:11.56)	0:23.19 [7] (0:11.05)	0:12.14 [7] (0:12.14)	6.12L	0:34.75	+1

Scratched: Dovetail Diva (#8), Treporti (#10), Release The Beans (#5)



Horse/Jockey Name	I Am Artie
Final Rank	1
Fastest Section Time (Section)	0:11.00 (400m)
Top Speed [km/h] (Section)	68.7 (600m)
Race State	Finished



Doomben QLD Professional

Race 6: ARC Projects BM78 Handicap - 1200m

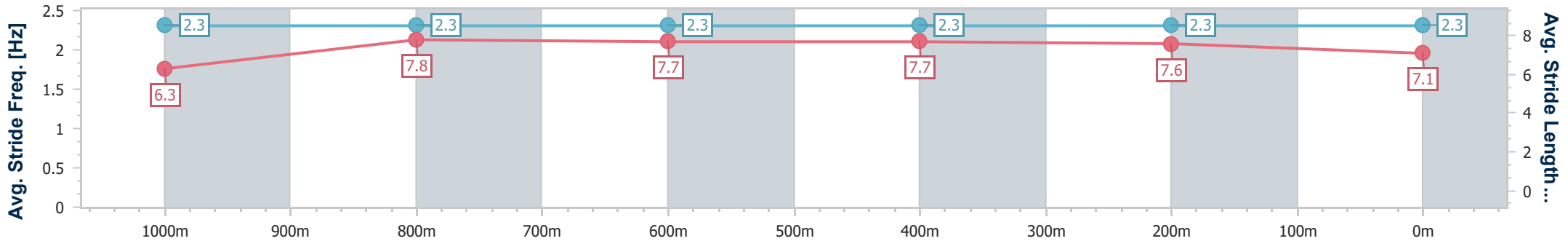
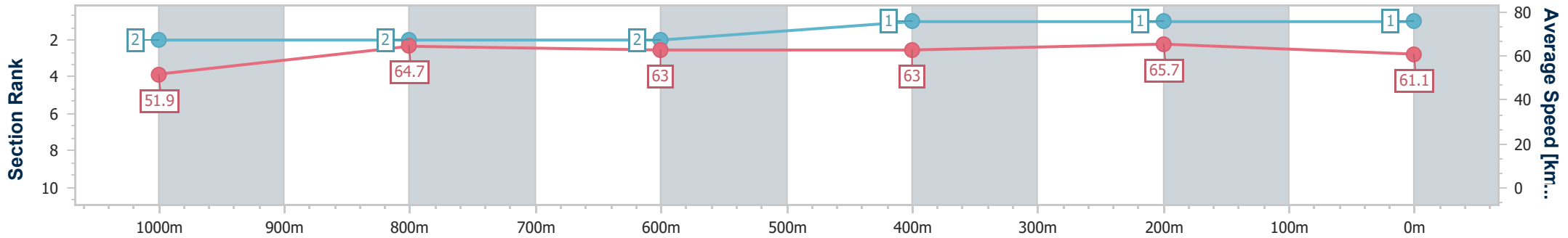
16 October 2024 - 15:45

Track Rating: Soft 5, Weather: Overcast, Rail Position: +10.5m Entire



BRISBANE RACING CLUB

Section	Overall	1000m	800m	600m	400m	200m
Section Times	1:10.75 [1] (0:13.88)	0:56.87 [2] (0:11.15)	0:45.72 [2] (0:11.50)	0:34.22 [2] (0:11.44)	0:22.78 [1] (0:11.00)	0:11.78 [1] (0:11.78)
Average Speed [km/h]	51.9	64.7	63.0	63.0	65.7	61.1
Top Speed [km/h]	66.0	66.0	64.4	68.7	68.2	64.3
Avg. Dist. to Rail [m]	4.6	1.6	0.7	0.6	1.6	1.2
Avg. Stride Freq. [Hz]	2.3	2.3	2.3	2.3	2.3	2.3
Avg. Stride Length [m]	6.3	7.8	7.7	7.7	7.6	7.1



- [] Ranking at each section and finish
- .-.-.- No data available at this section
- NA No data available



Horse/Jockey Name	Rainbow Connection
Final Rank	2
Fastest Section Time (Section)	0:11.06 (400m)
Top Speed [km/h] (Section)	66.2 (400m)
Race State	Finished



Doomben QLD Professional

Race 6: ARC Projects BM78 Handicap - 1200m

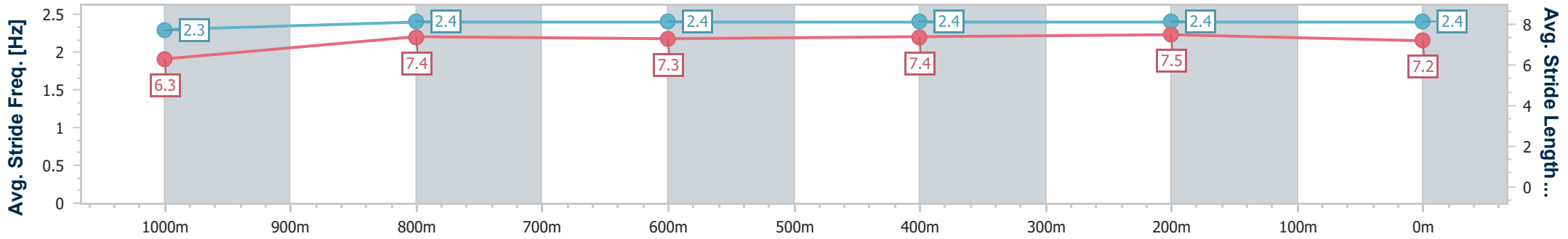
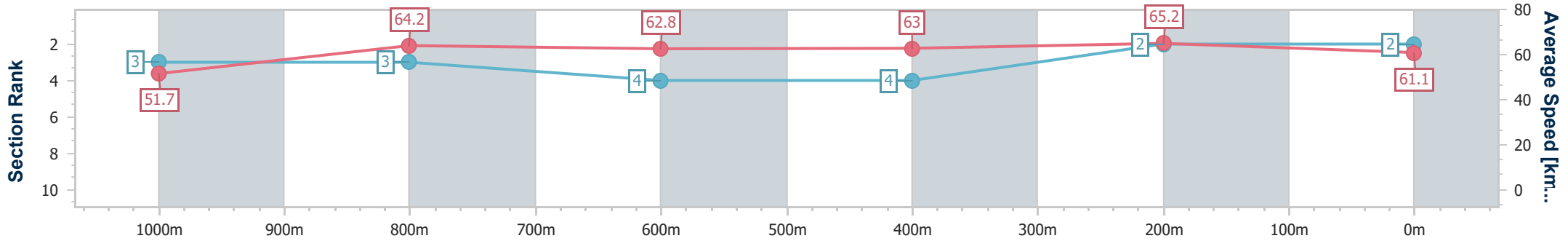
16 October 2024 - 15:45

Track Rating: Soft 5, Weather: Overcast, Rail Position: +10.5m Entire



BRISBANE RACING CLUB

Section	Overall	1000m	800m	600m	400m	200m
Section Times	1:10.94 [2] (0:13.96)	0:56.98 [3] (0:11.21)	0:45.77 [3] (0:11.49)	0:34.28 [4] (0:11.44)	0:22.84 [4] (0:11.06)	0:11.78 [2] (0:11.78)
Average Speed [km/h]	51.7	64.2	62.8	63.0	65.2	61.1
Top Speed [km/h]	65.0	65.5	64.5	65.0	66.2	65.9
Avg. Dist. to Rail [m]	2.3	0.5	0.3	0.4	2.2	2.7
Avg. Stride Freq. [Hz]	2.3	2.4	2.4	2.4	2.4	2.4
Avg. Stride Length [m]	6.3	7.4	7.3	7.4	7.5	7.2



- [] Ranking at each section and finish
- .-.- No data available at this section
- NA No data available



Horse/Jockey Name	Azzareach
Final Rank	3
Fastest Section Time (Section)	0:11.18 (1000m)
Top Speed [km/h] (Section)	67.0 (1000m)
Race State	Finished



Doomben QLD Professional

Race 6: ARC Projects BM78 Handicap - 1200m

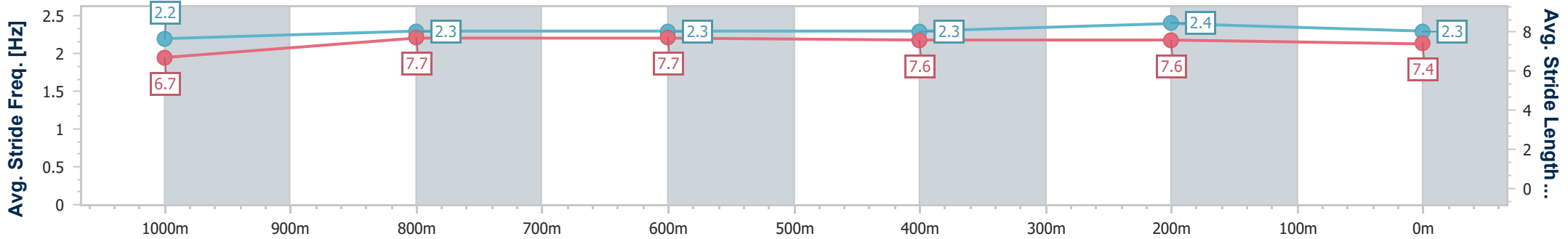
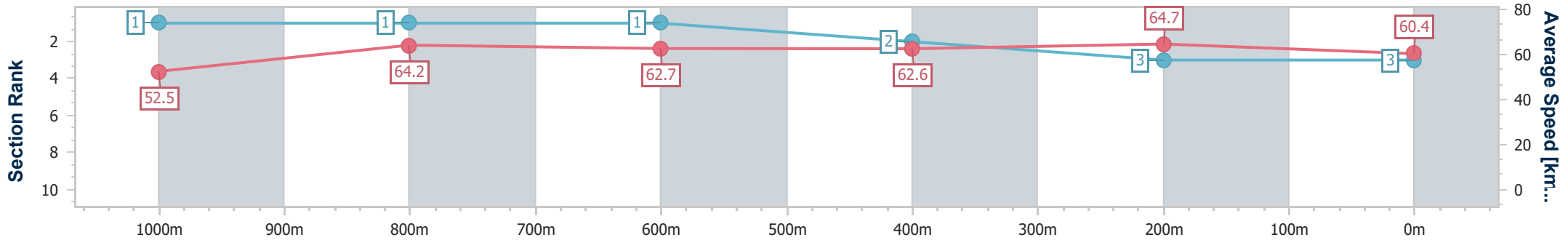
16 October 2024 - 15:45

Track Rating: Soft 5, Weather: Overcast, Rail Position: +10.5m Entire



BRISBANE RACING CLUB

Section	Overall	1000m	800m	600m	400m	200m
Section Times	1:11.04 [3] (0:13.70)	0:57.34 [1] (0:11.18)	0:46.16 [1] (0:11.53)	0:34.63 [1] (0:11.58)	0:23.05 [2] (0:11.18)	0:11.87 [3] (0:11.87)
Average Speed [km/h]	52.5	64.2	62.7	62.6	64.7	60.4
Top Speed [km/h]	66.2	67.0	63.3	63.9	65.8	64.2
Avg. Dist. to Rail [m]	1.6	0.3	0.7	1.6	1.2	0.3
Avg. Stride Freq. [Hz]	2.2	2.3	2.3	2.3	2.4	2.3
Avg. Stride Length [m]	6.7	7.7	7.7	7.6	7.6	7.4



- [] Ranking at each section and finish
- .-.- No data available at this section
- NA No data available



Horse/Jockey Name	Pocket Full
Final Rank	4
Fastest Section Time (Section)	0:11.04 (1000m)
Top Speed [km/h] (Section)	66.6 (1000m)
Race State	Finished



Doomben QLD Professional

Race 6: ARC Projects BM78 Handicap - 1200m

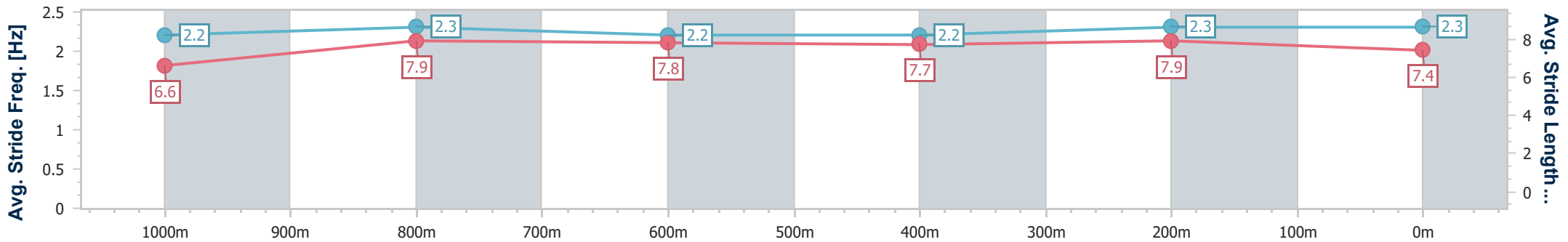
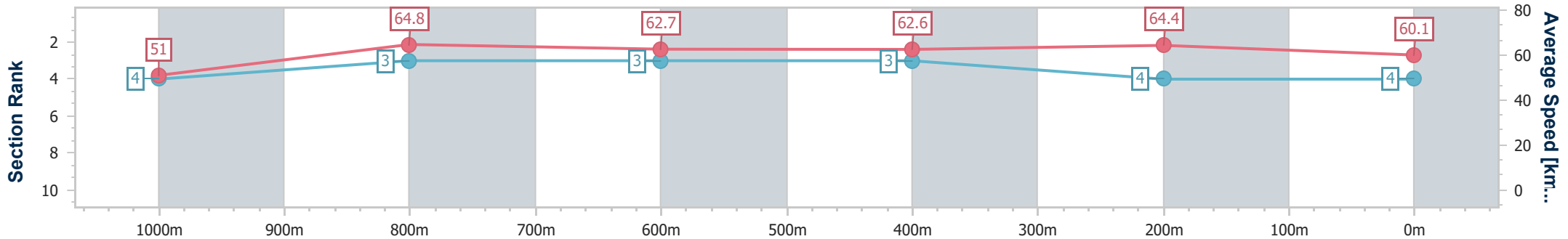
16 October 2024 - 15:45

Track Rating: Soft 5, Weather: Overcast, Rail Position: +10.5m Entire



BRISBANE RACING CLUB

Section	Overall	1000m	800m	600m	400m	200m
Section Times	1:11.14 [4] (0:14.13)	0:57.01 [4] (0:11.04)	0:45.97 [3] (0:11.36)	0:34.61 [3] (0:11.47)	0:23.14 [3] (0:11.19)	0:11.95 [4] (0:11.95)
Average Speed [km/h]	51.0	64.8	62.7	62.6	64.4	60.1
Top Speed [km/h]	66.3	66.6	63.6	63.2	65.9	62.4
Avg. Dist. to Rail [m]	0.8	1.4	2.0	0.7	0.3	1.1
Avg. Stride Freq. [Hz]	2.2	2.3	2.2	2.2	2.3	2.3
Avg. Stride Length [m]	6.6	7.9	7.8	7.7	7.9	7.4



- [] Ranking at each section and finish
- .-.- No data available at this section
- NA No data available



Horse/Jockey Name	Roll Up
Final Rank	5
Fastest Section Time (Section)	0:11.10 (1000m)
Top Speed [km/h] (Section)	66.5 (1000m)
Race State	Finished



Doomben QLD Professional

Race 6: ARC Projects BM78 Handicap - 1200m

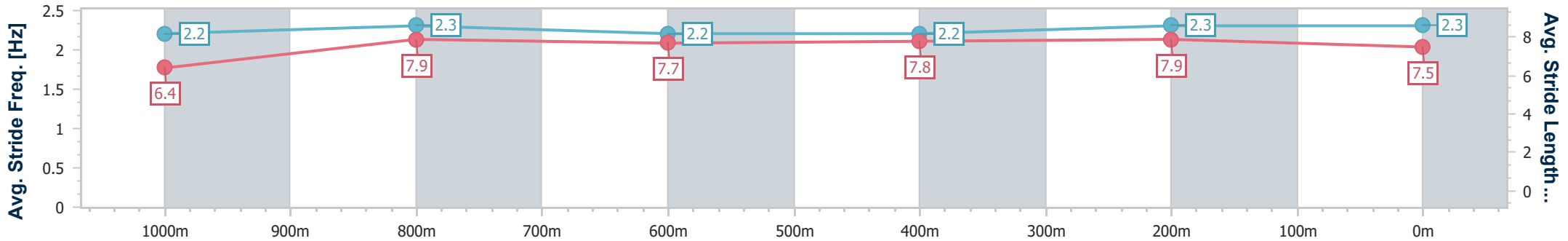
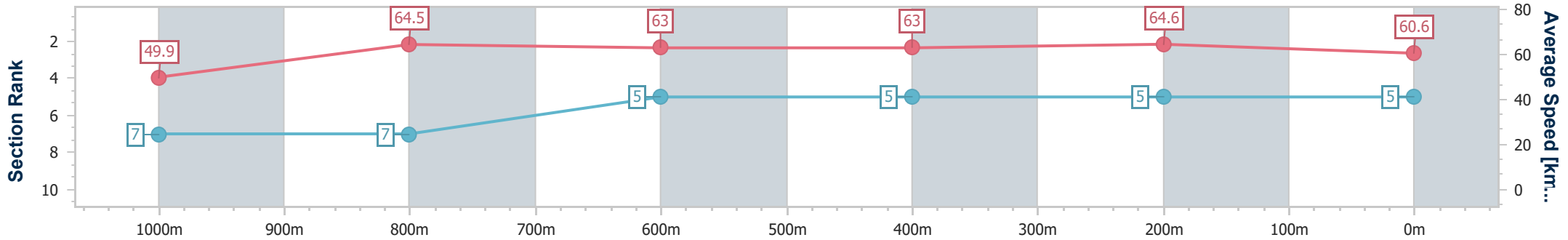
16 October 2024 - 15:45

Track Rating: Soft 5, Weather: Overcast, Rail Position: +10.5m Entire



BRISBANE RACING CLUB

Section	Overall	1000m	800m	600m	400m	200m
Section Times	1:11.27 [5] (0:14.46)	0:56.81 [7] (0:11.10)	0:45.71 [7] (0:11.30)	0:34.41 [5] (0:11.38)	0:23.03 [5] (0:11.12)	0:11.91 [5] (0:11.91)
Average Speed [km/h]	49.9	64.5	63.0	63.0	64.6	60.6
Top Speed [km/h]	66.1	66.5	65.0	64.0	66.0	63.9
Avg. Dist. to Rail [m]	0.5	0.9	2.0	0.6	0.5	0.8
Avg. Stride Freq. [Hz]	2.2	2.3	2.2	2.2	2.3	2.3
Avg. Stride Length [m]	6.4	7.9	7.7	7.8	7.9	7.5



- [] Ranking at each section and finish
- .-.- No data available at this section
- NA No data available



Horse/Jockey Name	He's Heaven
Final Rank	6
Fastest Section Time (Section)	0:11.10 (400m)
Top Speed [km/h] (Section)	67.0 (400m)
Race State	Finished



Doomben QLD Professional

Race 6: ARC Projects BM78 Handicap - 1200m

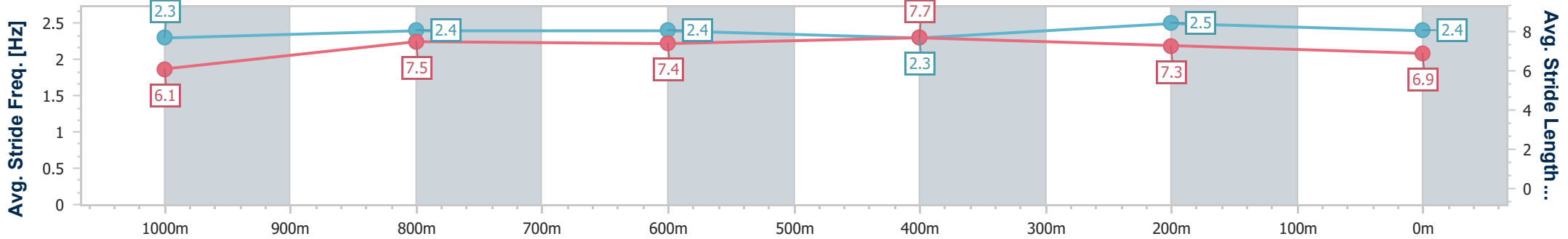
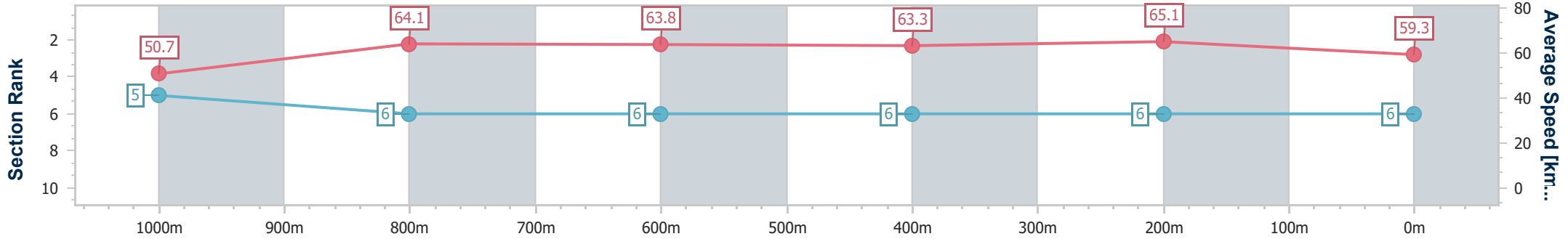
16 October 2024 - 15:45

Track Rating: Soft 5, Weather: Overcast, Rail Position: +10.5m Entire



BRISBANE RACING CLUB

Section	Overall	1000m	800m	600m	400m	200m
Section Times	1:11.60 [6] (0:14.25)	0:57.35 [5] (0:11.27)	0:46.08 [6] (0:11.38)	0:34.70 [6] (0:11.43)	0:23.27 [6] (0:11.10)	0:12.17 [6] (0:12.17)
Average Speed [km/h]	50.7	64.1	63.8	63.3	65.1	59.3
Top Speed [km/h]	64.5	65.7	65.4	64.6	67.0	62.6
Avg. Dist. to Rail [m]	4.8	2.4	0.9	1.2	3.4	2.8
Avg. Stride Freq. [Hz]	2.3	2.4	2.4	2.3	2.5	2.4
Avg. Stride Length [m]	6.1	7.5	7.4	7.7	7.3	6.9



- [] Ranking at each section and finish
- .-.- No data available at this section
- NA No data available



Horse/Jockey Name	Maya Bay
Final Rank	7
Fastest Section Time (Section)	0:11.05 (400m)
Top Speed [km/h] (Section)	67.4 (400m)
Race State	Finished



Doomben QLD Professional

Race 6: ARC Projects BM78 Handicap - 1200m

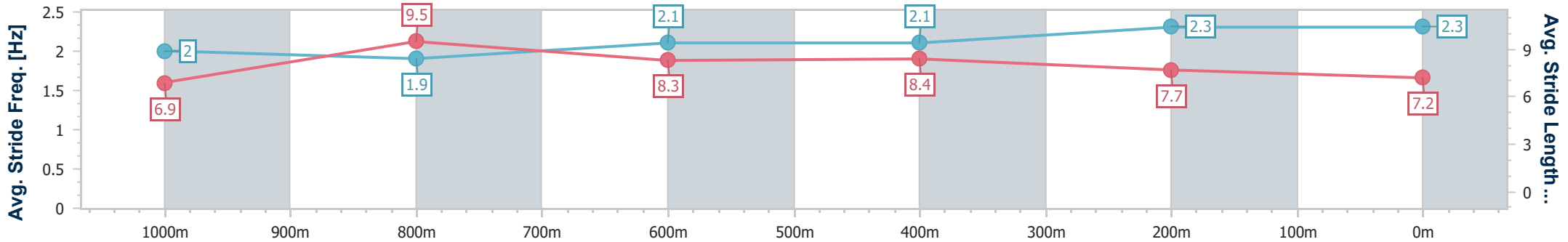
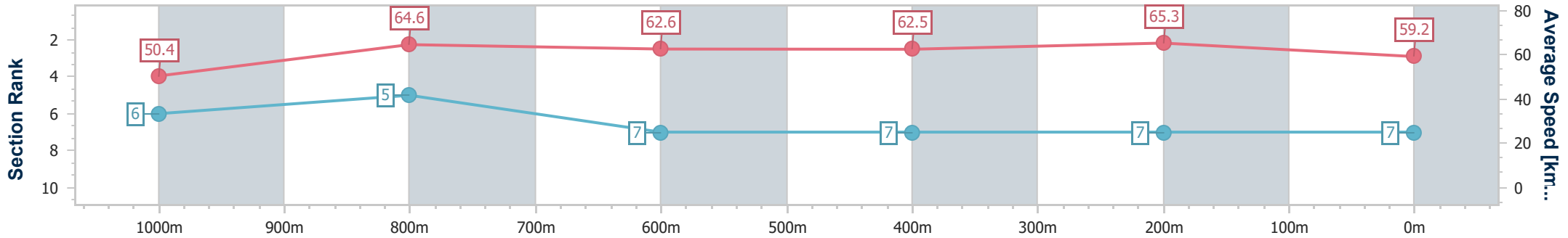
16 October 2024 - 15:45

Track Rating: Soft 5, Weather: Overcast, Rail Position: +10.5m Entire



BRISBANE RACING CLUB

Section	Overall	1000m	800m	600m	400m	200m
Section Times	1:11.79 [7] (0:14.26)	0:57.53 [6] (0:11.19)	0:46.34 [5] (0:11.59)	0:34.75 [7] (0:11.56)	0:23.19 [7] (0:11.05)	0:12.14 [7] (0:12.14)
Average Speed [km/h]	50.4	64.6	62.6	62.5	65.3	59.2
Top Speed [km/h]	66.4	66.4	64.5	65.1	67.4	63.7
Avg. Dist. to Rail [m]	4.6	0.9	1.4	1.0	0.5	0.3
Avg. Stride Freq. [Hz]	2.0	1.9	2.1	2.1	2.3	2.3
Avg. Stride Length [m]	6.9	9.5	8.3	8.4	7.7	7.2



- [] Ranking at each section and finish
- .-.- No data available at this section
- NA No data available