



Doomben QLD Professional

Race 7: Pircsa Colts, Geldings and Entires Class 1 Handicap - 1350m

16 October 2024 - 16:19



BRISBANE
RACING CLUB

Track Rating: Soft 5, Weather: Overcast, Rail Position: +10.5m Entire

Section												Last 600m	
Field Times												0:35.73	
	Overall	1200m	1000m	800m	600m	400m							
	1:21.10 (0:11.00)	1:10.10 (0:10.78)	0:59.32 (0:11.35)	0:47.97 (0:12.24)	0:35.73 (0:11.99)	0:23.74 (0:11.51)							
Rank	TAB	Horse/Jockey	Barrier	Top Speed [km/h]	Fastest Section							Distance Travelled [m]	
1	10	ACAPPELLA NOVA Angela Jones	2	68.5 1200m	0:10.78 1200m	1:21.10 [1] (0:11.00)	1:10.10 [1] (0:10.78)	0:59.32 [1] (0:11.46)	0:47.86 [2] (0:12.22)	0:35.64 [2] (0:11.90)	0:23.74 [1] (0:11.51)	0:35.64	
2	3	SUNLORD Ryan Maloney	10	67.9 1200m	0:10.86 1200m	1:21.46 [2] (0:11.63)	1:09.83 [8] (0:10.86)	0:58.97 [8] (0:11.45)	0:47.52 [9] (0:11.94)	0:35.58 [7] (0:11.95)	0:23.63 [6] (0:11.47)	0:35.58	+5
3	8	SECOND SUN Jag Guthmann-Chester	7	69.4 1200m	0:10.69 1200m	1:21.47 [3] (0:11.49)	1:09.98 [6] (0:10.69)	0:59.29 [5] (0:11.45)	0:47.84 [6] (0:12.11)	0:35.73 [5] (0:11.93)	0:23.80 [5] (0:11.57)	0:35.73	+1
4	1	ICHIBAN Andrew Mallyon	8	67.3 1200m	0:10.97 1200m	1:21.64 [4] (0:11.71)	1:09.93 [9] (0:10.97)	0:58.96 [10] (0:11.43)	0:47.53 [10] (0:12.01)	0:35.52 [10] (0:11.92)	0:23.60 [9] (0:11.42)	0:35.52	+5
5	2	BOBBY SHIRAZ Dan McGillivray	5	68.5 1000m	0:10.95 1200m	1:21.80 [5] (0:11.40)	1:10.40 [5] (0:10.95)	0:59.45 [7] (0:11.39)	0:48.06 [7] (0:12.17)	0:35.89 [8] (0:12.18)	0:23.71 [11] (0:11.43)	0:35.89	+0
6	4	KINGFIELD Ron Stewart	9	66.3 1200m	0:11.03 1200m	1:21.86 [6] (0:11.88)	1:09.98 [11] (0:11.03)	0:58.95 [11] (0:11.38)	0:47.57 [11] (0:11.97)	0:35.60 [11] (0:11.78)	0:23.82 [8] (0:11.45)	0:35.60	+4
7	6	THE PLAYER Justin Huxtable	11	67.9 1200m	0:10.80 1200m	1:21.89 [7] (0:11.49)	1:10.40 [7] (0:10.80)	0:59.60 [6] (0:11.34)	0:48.26 [5] (0:12.20)	0:36.06 [6] (0:12.04)	0:24.02 [7] (0:11.51)	0:36.06	+6
8	14	CLAUDIUS Georgina Cartwright	4	67.9 1200m	0:10.72 1200m	1:22.03 [8] (0:11.26)	1:10.77 [4] (0:10.72)	1:00.05 [4] (0:11.34)	0:48.71 [3] (0:12.33)	0:36.38 [4] (0:11.93)	0:24.45 [3] (0:11.93)	0:36.38	+2
9	5	LISTENTOZOU James Orman	6	67.4 1200m	0:10.86 1200m	1:22.33 [9] (0:11.09)	1:11.24 [2] (0:10.86)	1:00.38 [3] (0:11.41)	0:48.97 [4] (0:12.28)	0:36.69 [3] (0:11.94)	0:24.75 [4] (0:11.70)	0:36.69	+4
10	11	AIRSWING Emily Lang	1	69.6 1200m	0:10.66 1200m	1:22.36 [10] (0:11.22)	1:11.14 [3] (0:10.66)	1:00.48 [2] (0:11.25)	0:49.23 [1] (0:12.24)	0:36.99 [1] (0:12.11)	0:24.88 [2] (0:11.88)	0:36.99	+0

Scratched: Powerful Eagle (#7), West Cork (#9), Flying Bat (#13)

[] Ranking at each section and finish
 -:-:- No data available at this section
 NA No data available

SCN Saddle cloth number
 DNF Did not finish
 DNT Did not track



Doomben QLD Professional

Race 7: Pircsa Colts, Geldings and Entire Class 1 Handicap - 1350m

16 October 2024 - 16:19



BRISBANE
RACING CLUB

Track Rating: Soft 5, Weather: Overcast, Rail Position: +10.5m Entire

Section	Overall	1200m	1000m	800m	600m	400m	Last 600m
Field Times	1:21.10 (0:11.00)	1:10.10 (0:10.78)	0:59.32 (0:11.35)	0:47.97 (0:12.24)	0:35.73 (0:11.99)	0:23.74 (0:11.51)	0:35.73

Rank	TAB	Horse/Jockey	Barrier	Top Speed [km/h]	Fastest Section	Overall	1200m	1000m	800m	600m	400m	Last 600m	Distance Travelled [m]
11	12	WAYFARER'S WAY	3	67.9	0:10.83	1:22.38 [11]	1:10.57 [10]	0:59.74 [9]	0:48.46 [8]	0:36.29 [9]	0:24.31 [10]	0:36.29	-2
		Robbie Dolan		1200m	1200m	(0:11.81)	(0:10.83)	(0:11.28)	(0:12.17)	(0:11.98)	(0:11.60)		

Scratched: Powerful Eagle (#7), West Cork (#9), Flying Bat (#13)

[] Ranking at each section and finish
 -:--:-- No data available at this section
 NA No data available

SCN Saddle cloth number
 DNF Did not finish
 DNT Did not track



Doomben QLD Professional

Race 7: Pircsa Colts, Geldings and Entires Class 1 Handicap - 1350m

16 October 2024 - 16:19



BRISBANE
RACING CLUB

Track Rating: Soft 5, Weather: Overcast, Rail Position: +10.5m Entire

Section							200m			Last 600m
Field Times							0:12.23			0:35.73
Rank	TAB	Horse/Jockey	Barrier	Top Speed [km/h]	Fastest Section		Margin			Distance Travelled [m]
1	10	ACAPPELLA NOVA Angela Jones	2	68.5 1200m	0:10.78 1200m	0:12.23 [1] (0:12.23)	1:21.10		0:35.64	
2	3	SUNLORD Ryan Maloney	10	67.9 1200m	0:10.86 1200m	0:12.16 [4] (0:12.16)	2.13L		0:35.58	+5
3	8	SECOND SUN Jag Guthmann-Chester	7	69.4 1200m	0:10.69 1200m	0:12.23 [2] (0:12.23)	2.14L		0:35.73	+1
4	1	ICHIBAN Andrew Mallyon	8	67.3 1200m	0:10.97 1200m	0:12.18 [7] (0:12.18)	3.17L		0:35.52	+5
5	2	BOBBY SHIRAZ Dan McGillivray	5	68.5 1000m	0:10.95 1200m	0:12.28 [10] (0:12.28)	4.09L		0:35.89	+0
6	4	KINGFIELD Ron Stewart	9	66.3 1200m	0:11.03 1200m	0:12.37 [8] (0:12.37)	4.44L		0:35.60	+4
7	6	THE PLAYER Justin Huxtable	11	67.9 1200m	0:10.80 1200m	0:12.51 [6] (0:12.51)	4.63L		0:36.06	+6
8	14	CLAUDIUS Georgina Cartwright	4	67.9 1200m	0:10.72 1200m	0:12.52 [9] (0:12.52)	5.49L		0:36.38	+2
9	5	LISTENTOZOU James Orman	6	67.4 1200m	0:10.86 1200m	0:13.05 [3] (0:13.05)	7.21L		0:36.69	+4
10	11	AIRSWING Emily Lang	1	69.6 1200m	0:10.66 1200m	0:13.00 [5] (0:13.00)	7.42L		0:36.99	+0

Scratched: Powerful Eagle (#7), West Cork (#9), Flying Bat (#13)

[] Ranking at each section and finish
 -:-:- No data available at this section
 NA No data available

SCN Saddle cloth number
 DNF Did not finish
 DNT Did not track



Doomben QLD Professional

Race 7: Pircsa Colts, Geldings and Entire Class 1 Handicap - 1350m

16 October 2024 - 16:19



BRISBANE
RACING CLUB

Track Rating: Soft 5, Weather: Overcast, Rail Position: +10.5m Entire

Section				200m				Last 600m	
Field Times				0:12.23 (0:12.23)				0:35.73	
Rank	TAB Horse/Jockey	Barrier	Top Speed [km/h]	Fastest Section	Margin				Distance Travelled [m]
11	12 WAYFARER'S WAY	3	67.9	0:10.83	0:12.71 [11]	7.53L		0:36.29	-2
	Robbie Dolan		1200m	1200m	(0:12.71)				

Scratched: Powerful Eagle (#7), West Cork (#9), Flying Bat (#13)

[] Ranking at each section and finish
 -:-:- No data available at this section
 NA No data available

SCN Saddle cloth number
 DNF Did not finish
 DNT Did not track



Horse/Jockey Name	Acappella Nova
Final Rank	1
Fastest Section Time (Section)	0:10.78 (1200m)
Top Speed [km/h] (Section)	68.5 (1200m)
Race State	Finished

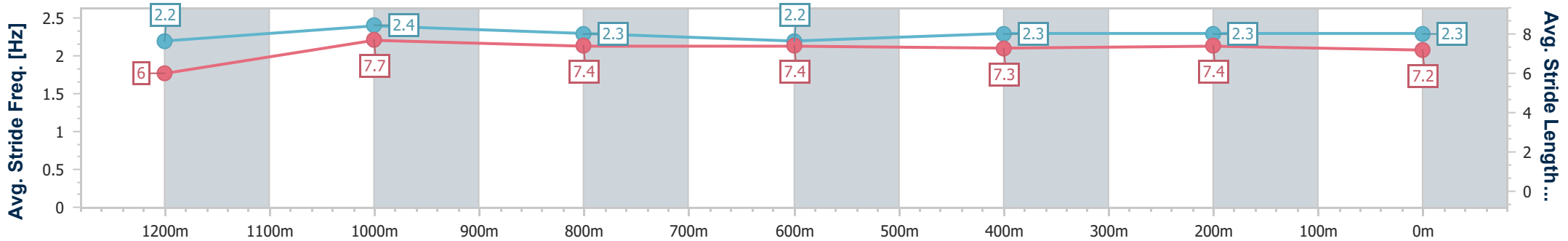
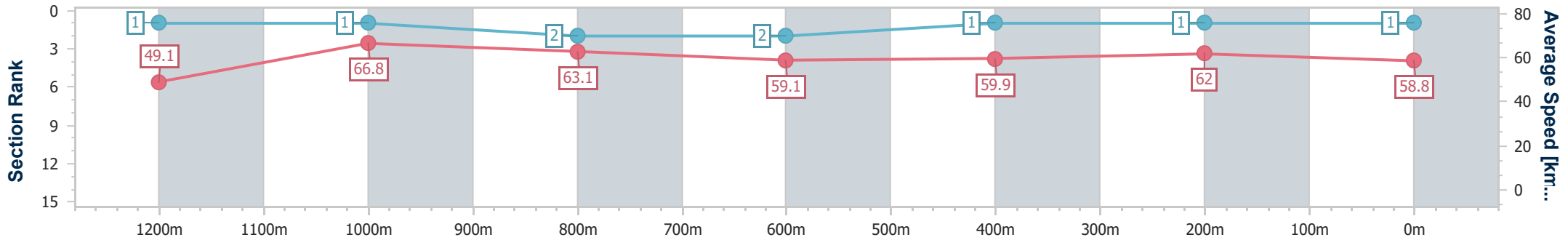


Doomben QLD Professional
Race 7: Pircsa Colts, Geldings and Entires Class 1 Handicap - 1350m
 16 October 2024 - 16:19
 Track Rating: Soft 5, Weather: Overcast, Rail Position: +10.5m Entire



BRISBANE
RACING CLUB

Section	Overall	1200m	1000m	800m	600m	400m	200m
Section Times	1:21.10 [1] (0:11.00)	1:10.10 [1] (0:10.78)	0:59.32 [1] (0:11.46)	0:47.86 [2] (0:12.22)	0:35.64 [2] (0:11.90)	0:23.74 [1] (0:11.51)	0:12.23 [1] (0:12.23)
Average Speed [km/h]	49.1	66.8	63.1	59.1	59.9	62.0	58.8
Top Speed [km/h]	67.9	68.5	65.1	60.9	61.3	63.4	62.0
Avg. Dist. to Rail [m]	2.3	2.2	1.4	0.8	2.0	2.9	2.2
Avg. Stride Freq. [Hz]	2.2	2.4	2.3	2.2	2.3	2.3	2.3
Avg. Stride Length [m]	6.0	7.7	7.4	7.4	7.3	7.4	7.2



- [] Ranking at each section and finish
- .-.- No data available at this section
- NA No data available



Horse/Jockey Name	Sunlord
Final Rank	2
Fastest Section Time (Section)	0:10.86 (1200m)
Top Speed [km/h] (Section)	67.9 (1200m)
Race State	Finished

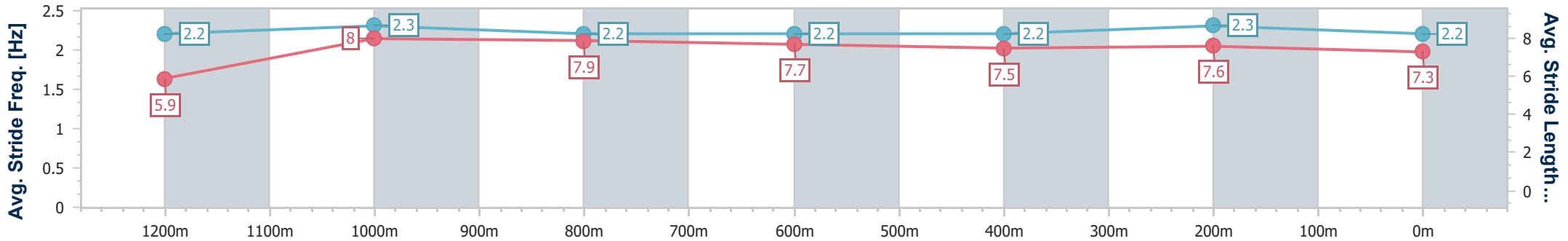
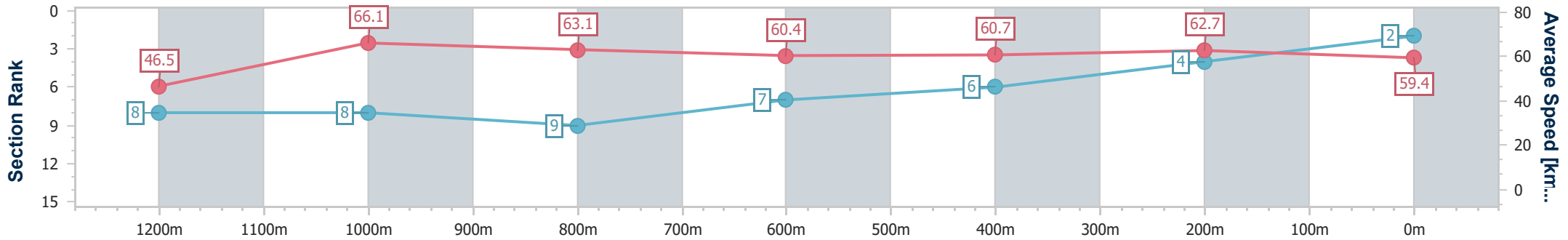


Doomben QLD Professional
Race 7: Pircsa Colts, Geldings and Entires Class 1 Handicap - 1350m
 16 October 2024 - 16:19
 Track Rating: Soft 5, Weather: Overcast, Rail Position: +10.5m Entire



BRISBANE
RACING CLUB

Section	Overall	1200m	1000m	800m	600m	400m	200m
Section Times	1:21.46 [2] (0:11.63)	1:09.83 [8] (0:10.86)	0:58.97 [8] (0:11.45)	0:47.52 [9] (0:11.94)	0:35.58 [7] (0:11.95)	0:23.63 [6] (0:11.47)	0:12.16 [4] (0:12.16)
Average Speed [km/h]	46.5	66.1	63.1	60.4	60.7	62.7	59.4
Top Speed [km/h]	64.4	67.9	67.2	62.5	62.6	63.9	62.3
Avg. Dist. to Rail [m]	7.7	1.5	0.8	0.8	0.8	1.2	1.5
Avg. Stride Freq. [Hz]	2.2	2.3	2.2	2.2	2.2	2.3	2.2
Avg. Stride Length [m]	5.9	8.0	7.9	7.7	7.5	7.6	7.3



- [] Ranking at each section and finish
- .-.- No data available at this section
- NA No data available



Horse/Jockey Name	Second Sun
Final Rank	3
Fastest Section Time (Section)	0:10.69 (1200m)
Top Speed [km/h] (Section)	69.4 (1200m)
Race State	Finished



Doomben QLD Professional
Race 7: Pircsa Colts, Geldings and Entires Class 1 Handicap - 1350m

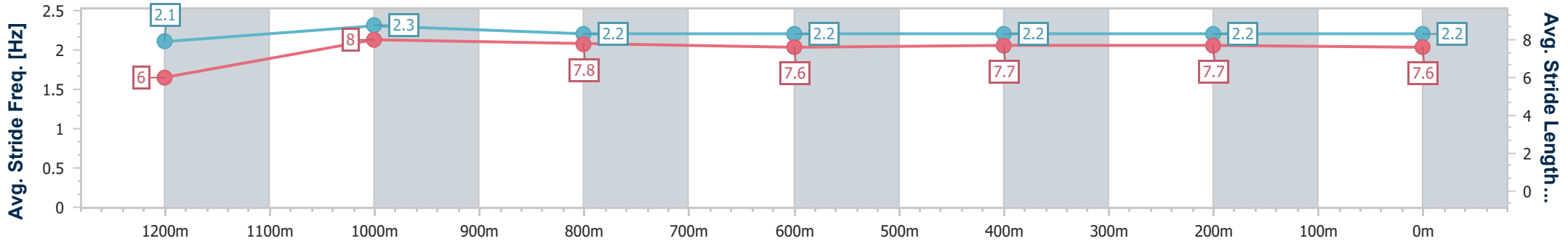
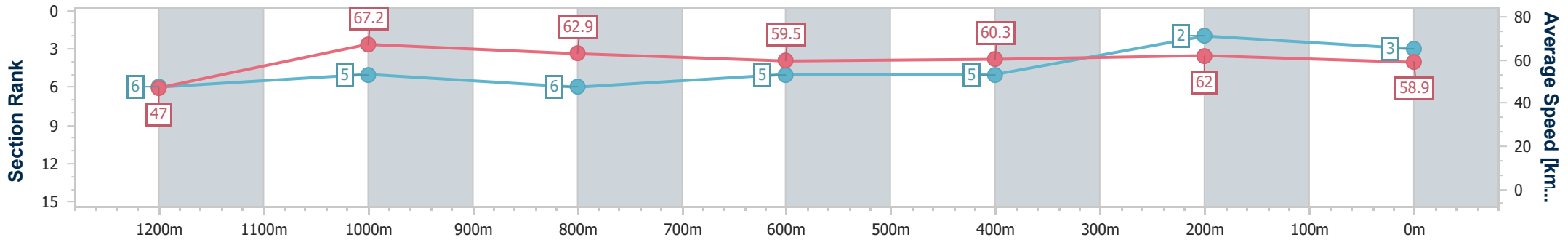


16 October 2024 - 16:19

Track Rating: Soft 5, Weather: Overcast, Rail Position: +10.5m Entire

BRISBANE RACING CLUB

Section	Overall	1200m	1000m	800m	600m	400m	200m
Section Times	1:21.47 [3] (0:11.49)	1:09.98 [6] (0:10.69)	0:59.29 [5] (0:11.45)	0:47.84 [6] (0:12.11)	0:35.73 [5] (0:11.93)	0:23.80 [5] (0:11.57)	0:12.23 [2] (0:12.23)
Average Speed [km/h]	47.0	67.2	62.9	59.5	60.3	62.0	58.9
Top Speed [km/h]	64.8	69.4	67.7	60.7	61.2	63.4	61.9
Avg. Dist. to Rail [m]	5.3	0.6	0.6	0.3	0.6	1.9	3.6
Avg. Stride Freq. [Hz]	2.1	2.3	2.2	2.2	2.2	2.2	2.2
Avg. Stride Length [m]	6.0	8.0	7.8	7.6	7.7	7.7	7.6



- [] Ranking at each section and finish
- .-.- No data available at this section
- NA No data available



Horse/Jockey Name	Ichiban
Final Rank	4
Fastest Section Time (Section)	0:10.97 (1200m)
Top Speed [km/h] (Section)	67.3 (1200m)
Race State	Finished

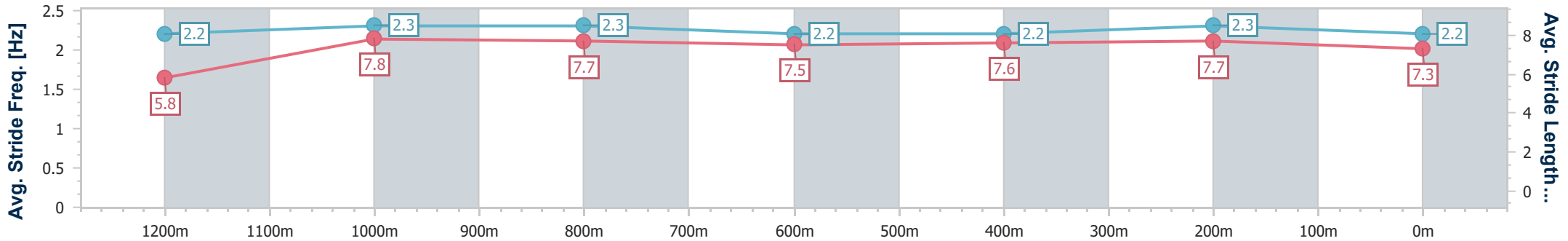
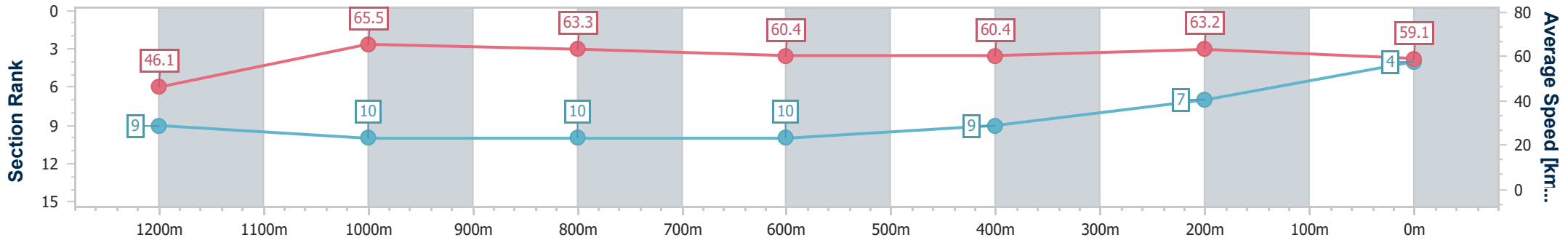


Doomben QLD Professional
Race 7: Pircsa Colts, Geldings and Entires Class 1 Handicap - 1350m
 16 October 2024 - 16:19
 Track Rating: Soft 5, Weather: Overcast, Rail Position: +10.5m
 Entire



BRISBANE
RACING CLUB

Section	Overall	1200m	1000m	800m	600m	400m	200m
Section Times	1:21.64 [4] (0:11.71)	1:09.93 [9] (0:10.97)	0:58.96 [10] (0:11.43)	0:47.53 [10] (0:12.01)	0:35.52 [10] (0:11.92)	0:23.60 [9] (0:11.42)	0:12.18 [7] (0:12.18)
Average Speed [km/h]	46.1	65.5	63.3	60.4	60.4	63.2	59.1
Top Speed [km/h]	64.2	67.3	66.2	62.2	61.8	64.3	61.9
Avg. Dist. to Rail [m]	5.4	0.4	0.6	1.9	0.7	1.5	2.1
Avg. Stride Freq. [Hz]	2.2	2.3	2.3	2.2	2.2	2.3	2.2
Avg. Stride Length [m]	5.8	7.8	7.7	7.5	7.6	7.7	7.3



- [] Ranking at each section and finish
- .-.- No data available at this section
- NA No data available



Horse/Jockey Name	Bobby Shiraz
Final Rank	5
Fastest Section Time (Section)	0:10.95 (1200m)
Top Speed [km/h] (Section)	68.5 (1000m)
Race State	Finished

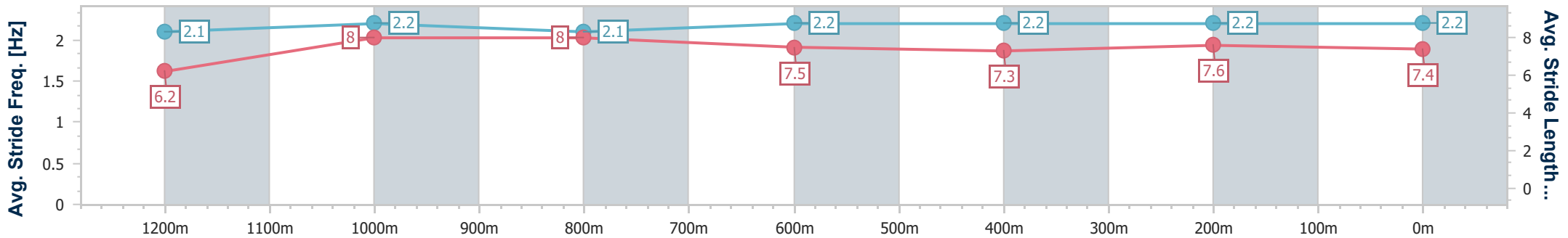
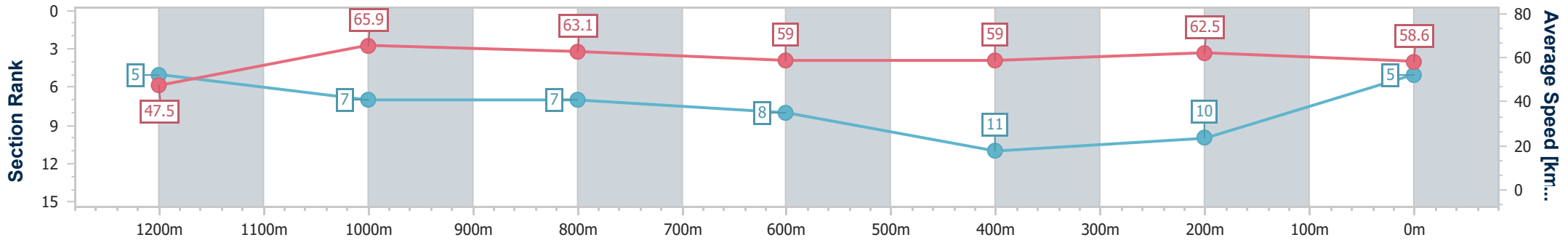


Doomben QLD Professional
Race 7: Pircsa Colts, Geldings and Entires Class 1 Handicap - 1350m
 16 October 2024 - 16:19
 Track Rating: Soft 5, Weather: Overcast, Rail Position: +10.5m
 Entire



BRISBANE
RACING CLUB

Section	Overall	1200m	1000m	800m	600m	400m	200m
Section Times	1:21.80 [5] (0:11.40)	1:10.40 [5] (0:10.95)	0:59.45 [7] (0:11.39)	0:48.06 [7] (0:12.17)	0:35.89 [8] (0:12.18)	0:23.71 [11] (0:11.43)	0:12.28 [10] (0:12.28)
Average Speed [km/h]	47.5	65.9	63.1	59.0	59.0	62.5	58.6
Top Speed [km/h]	64.7	67.0	68.5	62.0	61.9	65.4	61.4
Avg. Dist. to Rail [m]	3.7	1.3	1.4	1.3	1.7	2.7	2.7
Avg. Stride Freq. [Hz]	2.1	2.2	2.1	2.2	2.2	2.2	2.2
Avg. Stride Length [m]	6.2	8.0	8.0	7.5	7.3	7.6	7.4



- [] Ranking at each section and finish
- .-.- No data available at this section
- NA No data available



Horse/Jockey Name	Kingfield
Final Rank	6
Fastest Section Time (Section)	0:11.03 (1200m)
Top Speed [km/h] (Section)	66.3 (1200m)
Race State	Finished

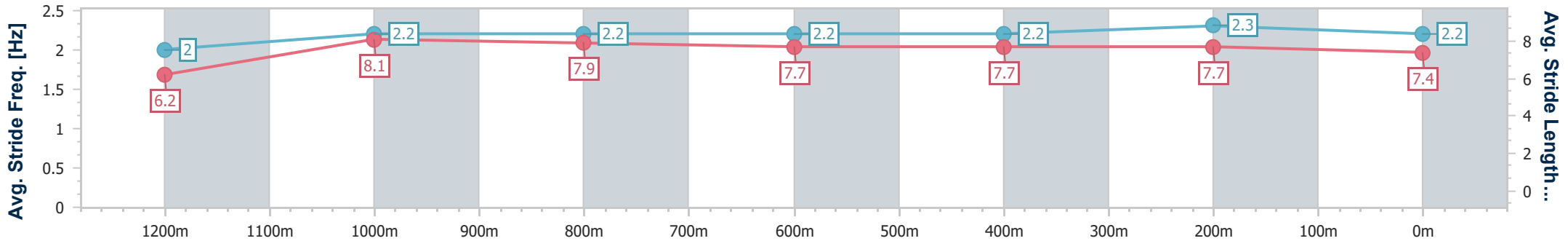
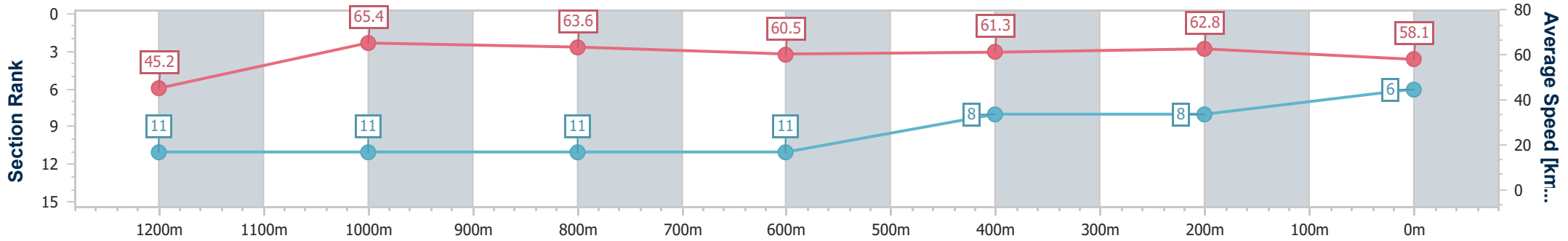


Doomben QLD Professional
Race 7: Pircsa Colts, Geldings and Entires Class 1 Handicap - 1350m
 16 October 2024 - 16:19
 Track Rating: Soft 5, Weather: Overcast, Rail Position: +10.5m Entire



BRISBANE
RACING CLUB

Section	Overall	1200m	1000m	800m	600m	400m	200m
Section Times	1:21.86 [6] (0:11.88)	1:09.98 [11] (0:11.03)	0:58.95 [11] (0:11.38)	0:47.57 [11] (0:11.97)	0:35.60 [11] (0:11.78)	0:23.82 [8] (0:11.45)	0:12.37 [8] (0:12.37)
Average Speed [km/h]	45.2	65.4	63.6	60.5	61.3	62.8	58.1
Top Speed [km/h]	63.3	66.3	66.0	62.6	63.2	64.2	60.9
Avg. Dist. to Rail [m]	6.6	0.6	0.7	1.5	0.4	2.0	2.6
Avg. Stride Freq. [Hz]	2.0	2.2	2.2	2.2	2.2	2.3	2.2
Avg. Stride Length [m]	6.2	8.1	7.9	7.7	7.7	7.7	7.4



- [] Ranking at each section and finish
- .-.- No data available at this section
- NA No data available



Horse/Jockey Name	The Player
Final Rank	7
Fastest Section Time (Section)	0:10.80 (1200m)
Top Speed [km/h] (Section)	67.9 (1200m)
Race State	Finished



Doomben QLD Professional
Race 7: Pircsa Colts, Geldings and Entires Class 1 Handicap - 1350m

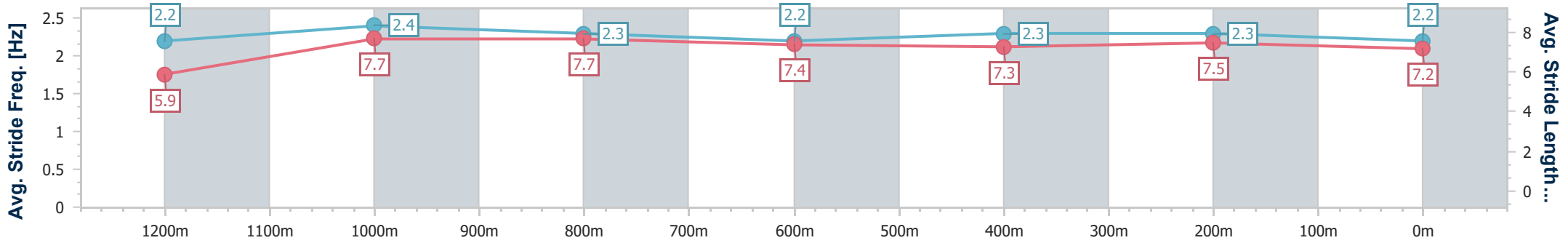
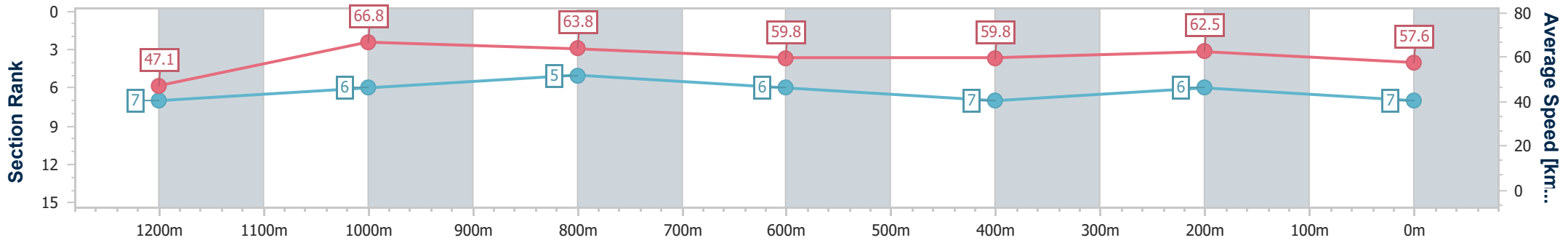


16 October 2024 - 16:19

Track Rating: Soft 5, Weather: Overcast, Rail Position: +10.5m Entire

BRISBANE RACING CLUB

Section	Overall	1200m	1000m	800m	600m	400m	200m
Section Times	1:21.89 [7] (0:11.49)	1:10.40 [7] (0:10.80)	0:59.60 [6] (0:11.34)	0:48.26 [5] (0:12.20)	0:36.06 [6] (0:12.04)	0:24.02 [7] (0:11.51)	0:12.51 [6] (0:12.51)
Average Speed [km/h]	47.1	66.8	63.8	59.8	59.8	62.5	57.6
Top Speed [km/h]	66.0	67.9	65.8	62.8	61.4	64.4	61.3
Avg. Dist. to Rail [m]	9.7	3.7	2.5	1.8	1.0	0.6	0.7
Avg. Stride Freq. [Hz]	2.2	2.4	2.3	2.2	2.3	2.3	2.2
Avg. Stride Length [m]	5.9	7.7	7.7	7.4	7.3	7.5	7.2



- [] Ranking at each section and finish
- .-.- No data available at this section
- NA No data available



Horse/Jockey Name	Claudius
Final Rank	8
Fastest Section Time (Section)	0:10.72 (1200m)
Top Speed [km/h] (Section)	67.9 (1200m)
Race State	Finished



Doomben QLD Professional
Race 7: Pircsa Colts, Geldings and Entires Class 1 Handicap - 1350m

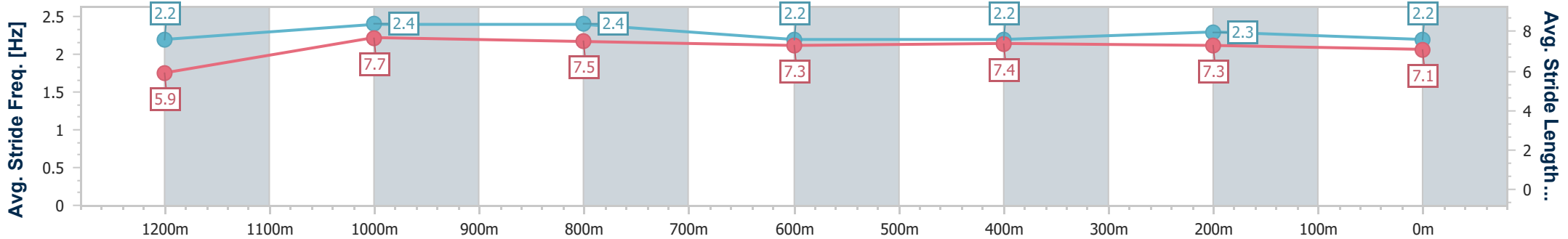
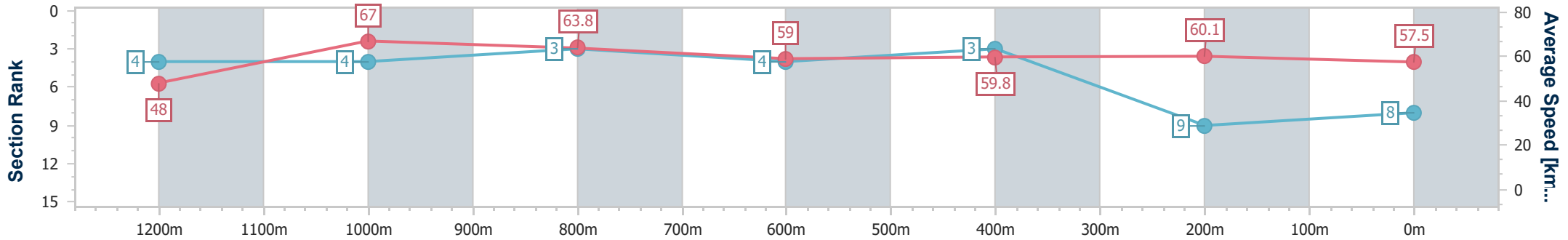


16 October 2024 - 16:19

Track Rating: Soft 5, Weather: Overcast, Rail Position: +10.5m Entire

BRISBANE RACING CLUB

Section	Overall	1200m	1000m	800m	600m	400m	200m
Section Times	1:22.03 [8] (0:11.26)	1:10.77 [4] (0:10.72)	1:00.05 [4] (0:11.34)	0:48.71 [3] (0:12.33)	0:36.38 [4] (0:11.93)	0:24.45 [3] (0:11.93)	0:12.52 [9] (0:12.52)
Average Speed [km/h]	48.0	67.0	63.8	59.0	59.8	60.1	57.5
Top Speed [km/h]	67.2	67.9	67.1	60.6	61.5	62.4	59.5
Avg. Dist. to Rail [m]	3.1	0.4	1.2	1.6	1.5	2.2	1.3
Avg. Stride Freq. [Hz]	2.2	2.4	2.4	2.2	2.2	2.3	2.2
Avg. Stride Length [m]	5.9	7.7	7.5	7.3	7.4	7.3	7.1



- [] Ranking at each section and finish
- .-.- No data available at this section
- NA No data available



Horse/Jockey Name	Listentozou
Final Rank	9
Fastest Section Time (Section)	0:10.86 (1200m)
Top Speed [km/h] (Section)	67.4 (1200m)
Race State	Finished



Doomben QLD Professional
Race 7: Pircsa Colts, Geldings and Entires Class 1 Handicap - 1350m

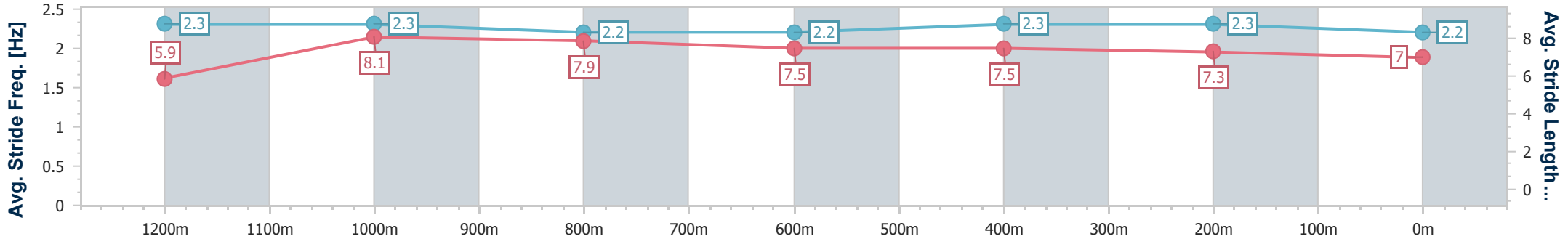
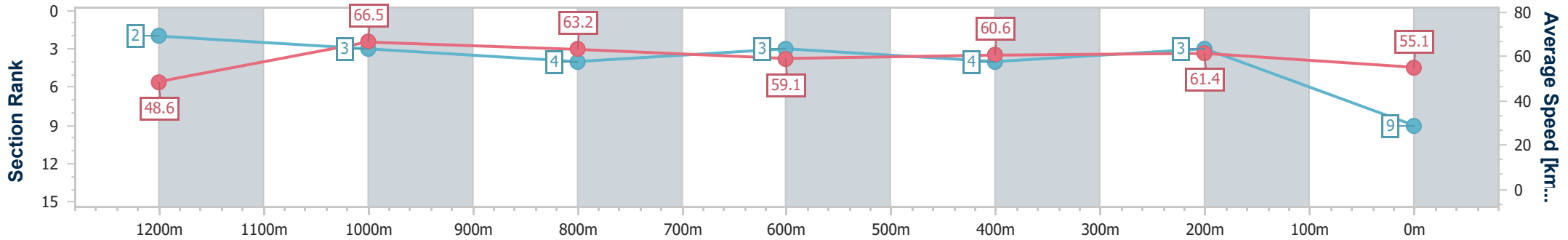


16 October 2024 - 16:19

Track Rating: Soft 5, Weather: Overcast, Rail Position: +10.5m Entire

BRISBANE RACING CLUB

Section	Overall	1200m	1000m	800m	600m	400m	200m						
Section Times	1:22.33 [9] (0:11.09)	1:11.24 [2] (0:10.86)	1:00.38 [3] (0:11.41)	0:48.97 [4] (0:12.28)	0:36.69 [3] (0:11.94)	0:24.75 [4] (0:11.70)	0:13.05 [3] (0:13.05)						
Average Speed [km/h]	48.6	66.5	63.2	59.1	60.6	61.4	55.1						
Top Speed [km/h]	66.3	67.4	66.2	61.0	61.4	62.5	59.7						
Avg. Dist. to Rail [m]	5.4	2.2	1.6	1.4	0.5	0.9	0.9						
Avg. Stride Freq. [Hz]	2.3	2.3	2.2	2.2	2.3	2.3	2.2						
Avg. Stride Length [m]	5.9	8.1	7.9	7.5	7.5	7.3	7.0						



- [] Ranking at each section and finish
- .-.- No data available at this section
- NA No data available



Horse/Jockey Name	Airswing
Final Rank	10
Fastest Section Time (Section)	0:10.66 (1200m)
Top Speed [km/h] (Section)	69.6 (1200m)
Race State	Finished



Doomben QLD Professional
Race 7: Pircsa Colts, Geldings and Entires Class 1 Handicap - 1350m

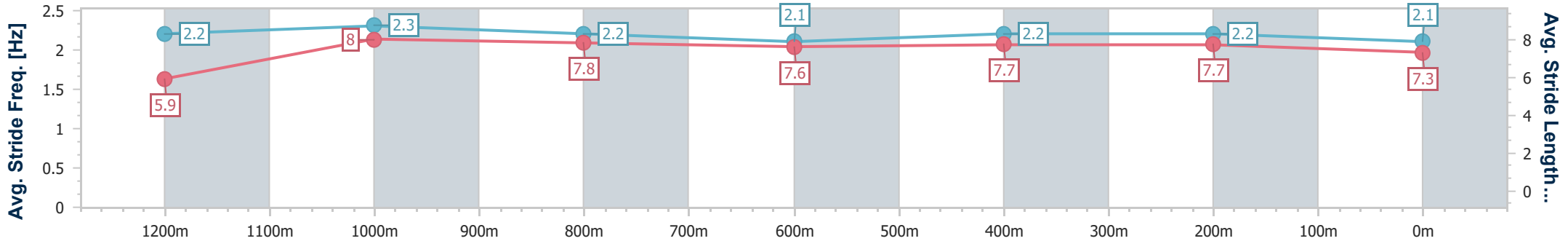
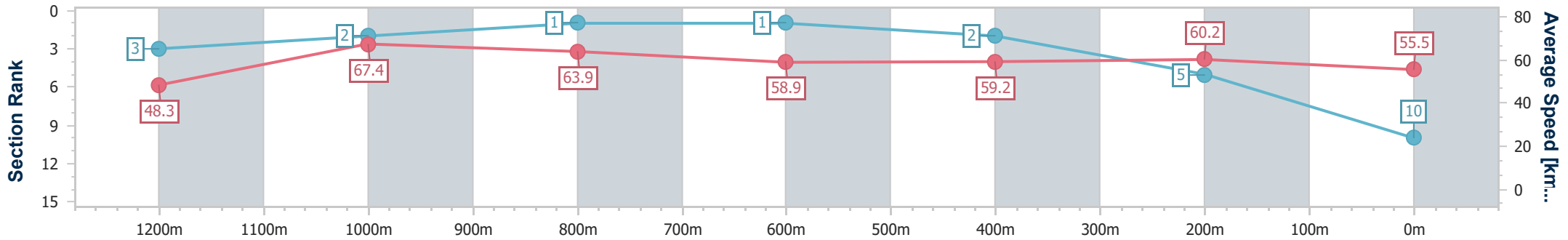


16 October 2024 - 16:19

Track Rating: Soft 5, Weather: Overcast, Rail Position: +10.5m Entire

BRISBANE RACING CLUB

Section	Overall	1200m	1000m	800m	600m	400m	200m
Section Times	1:22.36 [10] (0:11.22)	1:11.14 [3] (0:10.66)	1:00.48 [2] (0:11.25)	0:49.23 [1] (0:12.24)	0:36.99 [1] (0:12.11)	0:24.88 [2] (0:11.88)	0:13.00 [5] (0:13.00)
Average Speed [km/h]	48.3	67.4	63.9	58.9	59.2	60.2	55.5
Top Speed [km/h]	68.4	69.6	66.7	60.4	60.2	61.6	58.7
Avg. Dist. to Rail [m]	1.1	1.3	1.2	0.6	1.0	2.5	4.5
Avg. Stride Freq. [Hz]	2.2	2.3	2.2	2.1	2.2	2.2	2.1
Avg. Stride Length [m]	5.9	8.0	7.8	7.6	7.7	7.7	7.3



- [] Ranking at each section and finish
- .-.- No data available at this section
- NA No data available



Horse/Jockey Name	Wayfarer's Way
Final Rank	11
Fastest Section Time (Section)	0:10.83 (1200m)
Top Speed [km/h] (Section)	67.9 (1200m)
Race State	Finished

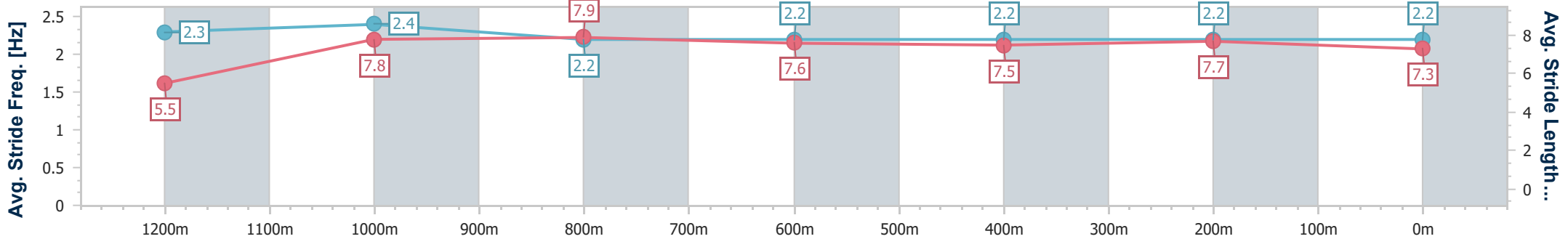
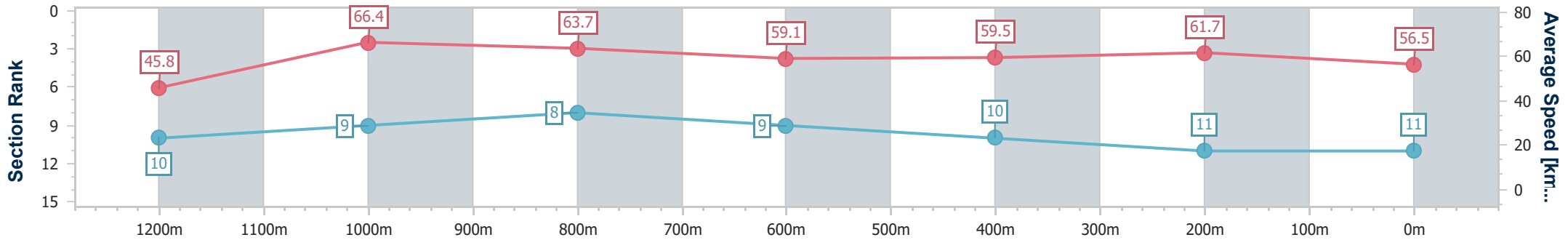


Doomben QLD Professional
Race 7: Pircsa Colts, Geldings and Entires Class 1 Handicap - 1350m
 16 October 2024 - 16:19
 Track Rating: Soft 5, Weather: Overcast, Rail Position: +10.5m Entire



BRISBANE
RACING CLUB

Section	Overall	1200m	1000m	800m	600m	400m	200m
Section Times	1:22.38 [11] (0:11.81)	1:10.57 [10] (0:10.83)	0:59.74 [9] (0:11.28)	0:48.46 [8] (0:12.17)	0:36.29 [9] (0:11.98)	0:24.31 [10] (0:11.60)	0:12.71 [11] (0:12.71)
Average Speed [km/h]	45.8	66.4	63.7	59.1	59.5	61.7	56.5
Top Speed [km/h]	65.8	67.9	67.1	62.5	61.8	63.3	62.4
Avg. Dist. to Rail [m]	1.8	0.4	0.8	0.3	2.1	2.8	0.7
Avg. Stride Freq. [Hz]	2.3	2.4	2.2	2.2	2.2	2.2	2.2
Avg. Stride Length [m]	5.5	7.8	7.9	7.6	7.5	7.7	7.3



- [] Ranking at each section and finish
- .-.- No data available at this section
- NA No data available