

Track Rating: Soft 5, Weather: Fine, Rail Position: +3m Entire

| Section | | | | | | | | | | Last 600m | |
|-------------|-----|------------------------------------------|---------|----------------------|----------------------|--------------------------|--------------------------|--------------------------|--------------------------|-----------|------------------------|
| Field Times | | | | Overall | 600m | 400m | 200m | | | 0:31.94 | |
| | | | | 0:45.05 (0:13.11) | 0:31.94 (0:10.27) | 0:21.67 (0:10.66) | 0:11.01 (0:11.01) | | | | |
| Rank | TAB | Horse/Jockey | Barrier | Top Speed [km/h] | Fastest Section | | | | | Margin | Distance Travelled [m] |
| 1 | 2 | UNO MOON Angela Jones | 7 | 71.8 Overall | 0:10.27 600m | 0:45.05 [1] (0:13.11) | 0:31.94 [1] (0:10.27) | 0:21.67 [1] (0:10.66) | 0:11.01 [1] (0:11.01) | 0:45.05 | 0:31.94 |
| 2 | 4 | CHAKRA BOY Justin Stanley | 6 | 72.2 600m | 0:10.30 600m | 0:45.23 [2] (0:13.25) | 0:31.98 [3] (0:10.30) | 0:21.68 [3] (0:10.69) | 0:10.99 [2] (0:10.99) | 1.06L | 0:31.98 +0 |
| 3 | 7 | CABRINELLA Shania Willis | 2 | 70.9 600m | 0:10.28 600m | 0:45.54 [3] (0:13.66) | 0:31.88 [8] (0:10.28) | 0:21.60 [8] (0:10.62) | 0:10.98 [7] (0:10.98) | 2.89L | 0:31.88 +0 |
| 4 | 6 | GYPSY TRICKS James Orman | 5 | 71.7 600m | 0:10.30 600m | 0:45.63 [4] (0:13.42) | 0:32.21 [6] (0:10.30) | 0:21.91 [5] (0:10.81) | 0:11.10 [5] (0:11.10) | 3.4L | 0:32.21 +6 |
| 5 | 1 | WRITTLE Justin Huxtable | 4 | 71.8 600m | 0:10.32 600m | 0:45.67 [5] (0:13.37) | 0:32.30 [4] (0:10.32) | 0:21.98 [4] (0:10.69) | 0:11.29 [4] (0:11.29) | 3.64L | 0:32.30 +3 |
| 6 | 9 | SUNIKI Olivia Kendal | 3 | 70.7 600m | 0:10.34 600m | 0:45.93 [6] (0:13.46) | 0:32.47 [7] (0:10.34) | 0:22.13 [7] (0:10.75) | 0:11.38 [6] (0:11.38) | 5.16L | 0:32.47 +0 |
| 7 | 5 | ISLAND TIDE Landan Sykes | 8 | 72.5 600m | 0:10.21 600m | 0:46.09 [7] (0:13.19) | 0:32.90 [2] (0:10.21) | 0:22.69 [2] (0:10.93) | 0:11.76 [3] (0:11.76) | 6.11L | 0:32.90 +1 |
| 8 | 3 | CAPITAL REIGN Corey Sutherland | 1 | 71.5 Overall | 0:10.35 600m | 0:46.28 [8] (0:13.41) | 0:32.87 [5] (0:10.35) | 0:22.52 [6] (0:10.92) | 0:11.60 [8] (0:11.60) | 7.22L | 0:32.87 +2 |

Scratched: Copper Sunset (#8)



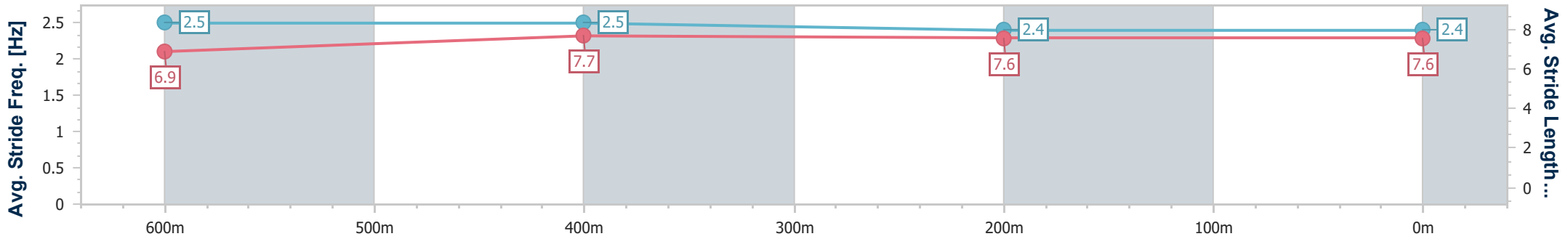
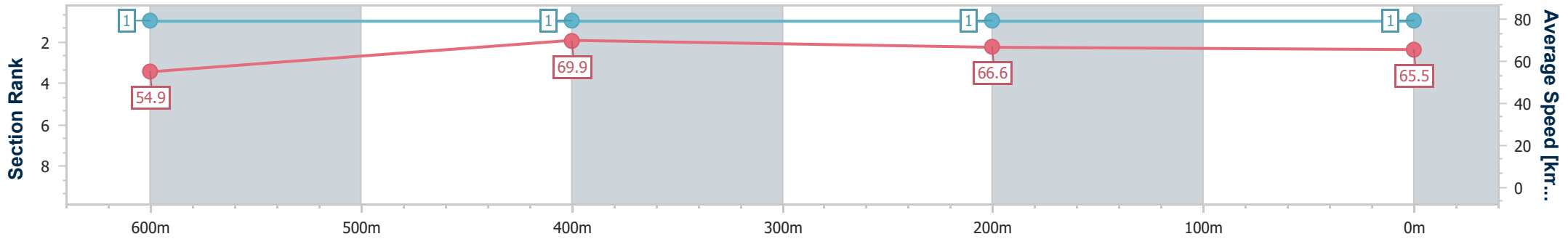
| | |
|--------------------------------|----------------|
| Horse/Jockey Name | Uno Moon |
| Final Rank | 1 |
| Fastest Section Time (Section) | 0:10.27 (600m) |
| Top Speed [km/h] (Section) | 71.8 (Overall) |
| Race State | Finished |



Ipswich QLD Professional
 Race 2: TAB BM70 Handicap - 800m
 18 October 2024 - 13:59
 Track Rating: Soft 5, Weather: Fine, Rail Position: +3m Entire



| Section | Overall | 600m | 400m | 200m |
|------------------------|--------------------------|--------------------------|--------------------------|--------------------------|
| Section Times | 0:45.05 [1] (0:13.11) | 0:31.94 [1] (0:10.27) | 0:21.67 [1] (0:10.66) | 0:11.01 [1] (0:11.01) |
| Average Speed [km/h] | 54.9 | 69.9 | 66.6 | 65.5 |
| Top Speed [km/h] | 71.8 | 71.4 | 68.8 | 67.2 |
| Avg. Dist. to Rail [m] | 5.1 | 1.9 | 3.4 | 2.6 |
| Avg. Stride Freq. [Hz] | 2.5 | 2.5 | 2.4 | 2.4 |
| Avg. Stride Length [m] | 6.9 | 7.7 | 7.6 | 7.6 |



- [] Ranking at each section and finish
- .-.- No data available at this section
- NA No data available



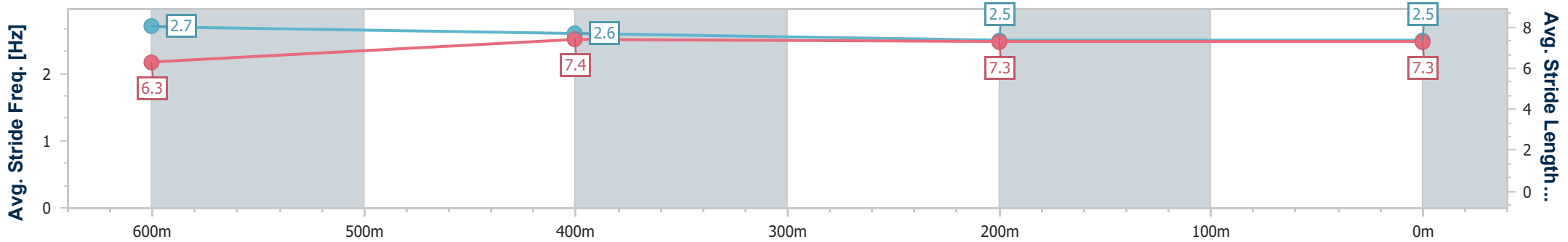
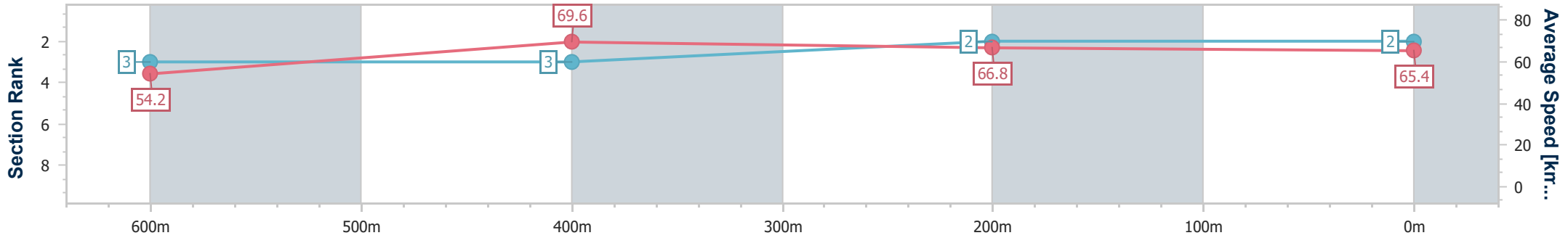
| | |
|--------------------------------|----------------|
| Horse/Jockey Name | Chakra Boy |
| Final Rank | 2 |
| Fastest Section Time (Section) | 0:10.30 (600m) |
| Top Speed [km/h] (Section) | 72.2 (600m) |
| Race State | Finished |



Ipswich QLD Professional
 Race 2: TAB BM70 Handicap - 800m
 18 October 2024 - 13:59
 Track Rating: Soft 5, Weather: Fine, Rail Position: +3m Entire



| Section | Overall | 600m | 400m | 200m |
|------------------------|--------------------------|--------------------------|--------------------------|--------------------------|
| Section Times | 0:45.23 [2] (0:13.25) | 0:31.98 [3] (0:10.30) | 0:21.68 [3] (0:10.69) | 0:10.99 [2] (0:10.99) |
| Average Speed [km/h] | 54.2 | 69.6 | 66.8 | 65.4 |
| Top Speed [km/h] | 71.4 | 72.2 | 68.6 | 66.8 |
| Avg. Dist. to Rail [m] | 4.4 | 1.6 | 1.6 | 1.5 |
| Avg. Stride Freq. [Hz] | 2.7 | 2.6 | 2.5 | 2.5 |
| Avg. Stride Length [m] | 6.3 | 7.4 | 7.3 | 7.3 |



- [] Ranking at each section and finish
- .-.- No data available at this section
- NA No data available



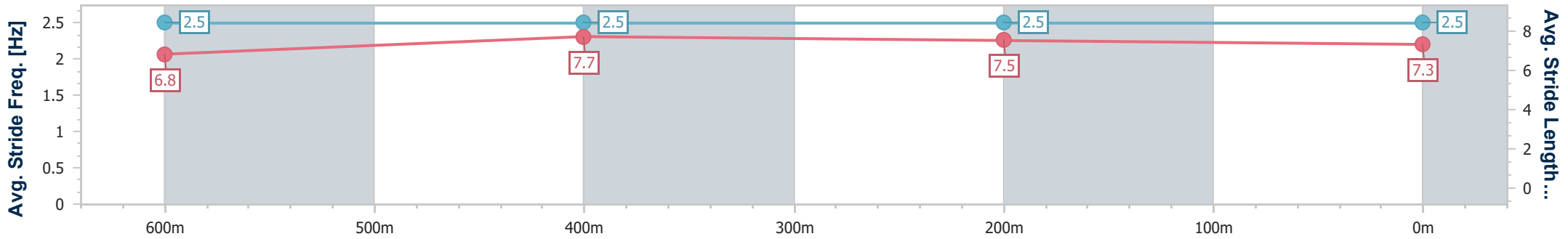
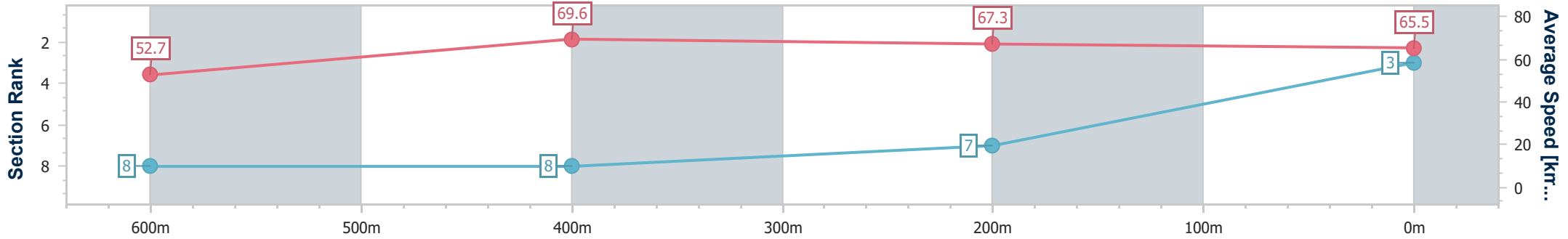
| | |
|--------------------------------|----------------|
| Horse/Jockey Name | Cabrinella |
| Final Rank | 3 |
| Fastest Section Time (Section) | 0:10.28 (600m) |
| Top Speed [km/h] (Section) | 70.9 (600m) |
| Race State | Finished |



Ipswich QLD Professional
 Race 2: TAB BM70 Handicap - 800m
 18 October 2024 - 13:59
 Track Rating: Soft 5, Weather: Fine, Rail Position: +3m Entire



| Section | Overall | 600m | 400m | 200m |
|------------------------|--------------------------|--------------------------|--------------------------|--------------------------|
| Section Times | 0:45.54 [3] (0:13.66) | 0:31.88 [8] (0:10.28) | 0:21.60 [8] (0:10.62) | 0:10.98 [7] (0:10.98) |
| Average Speed [km/h] | 52.7 | 69.6 | 67.3 | 65.5 |
| Top Speed [km/h] | 70.6 | 70.9 | 68.3 | 66.9 |
| Avg. Dist. to Rail [m] | 1.6 | 1.8 | 1.1 | 0.5 |
| Avg. Stride Freq. [Hz] | 2.5 | 2.5 | 2.5 | 2.5 |
| Avg. Stride Length [m] | 6.8 | 7.7 | 7.5 | 7.3 |



- [] Ranking at each section and finish
- .-.- No data available at this section
- NA No data available



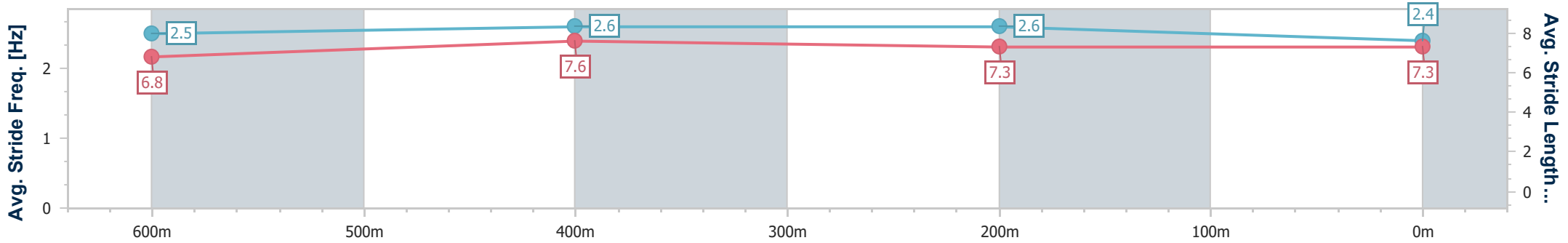
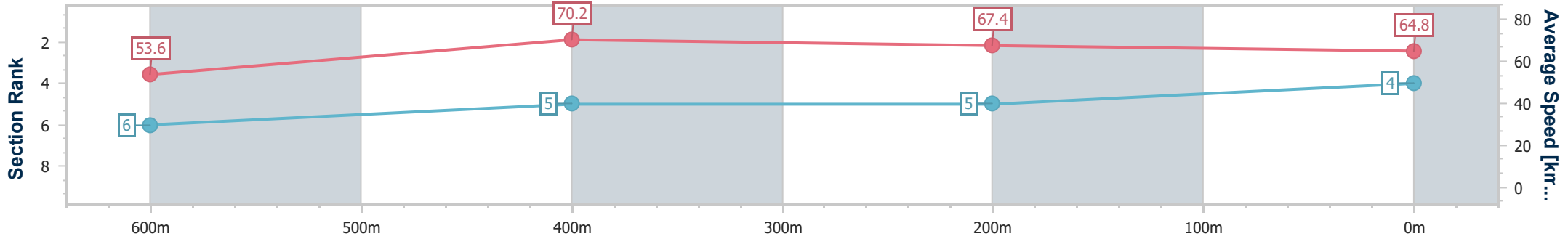
| | |
|--------------------------------|----------------|
| Horse/Jockey Name | Gypsy Tricks |
| Final Rank | 4 |
| Fastest Section Time (Section) | 0:10.30 (600m) |
| Top Speed [km/h] (Section) | 71.7 (600m) |
| Race State | Finished |



Ipswich QLD Professional
 Race 2: TAB BM70 Handicap - 800m
 18 October 2024 - 13:59
 Track Rating: Soft 5, Weather: Fine, Rail Position: +3m Entire



| Section | Overall | 600m | 400m | 200m |
|------------------------|--------------------------|--------------------------|--------------------------|--------------------------|
| Section Times | 0:45.63 [4] (0:13.42) | 0:32.21 [6] (0:10.30) | 0:21.91 [5] (0:10.81) | 0:11.10 [5] (0:11.10) |
| Average Speed [km/h] | 53.6 | 70.2 | 67.4 | 64.8 |
| Top Speed [km/h] | 71.0 | 71.7 | 69.6 | 67.0 |
| Avg. Dist. to Rail [m] | 4.7 | 2.1 | 3.6 | 5.0 |
| Avg. Stride Freq. [Hz] | 2.5 | 2.6 | 2.6 | 2.4 |
| Avg. Stride Length [m] | 6.8 | 7.6 | 7.3 | 7.3 |



- [] Ranking at each section and finish
- .-.- No data available at this section
- NA No data available



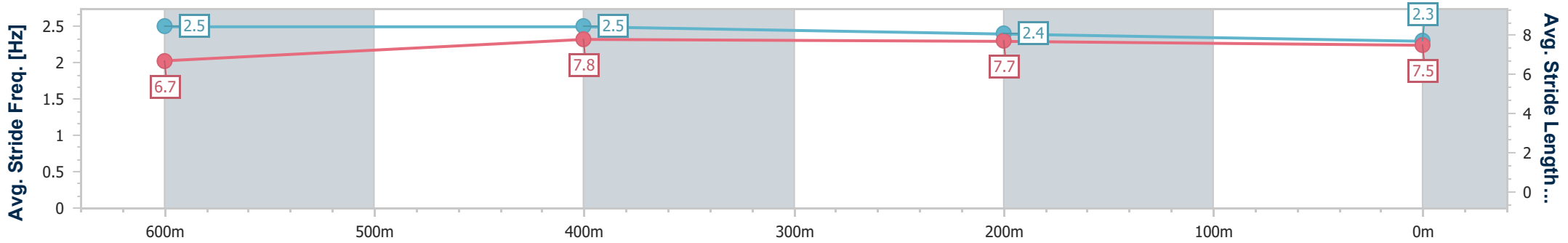
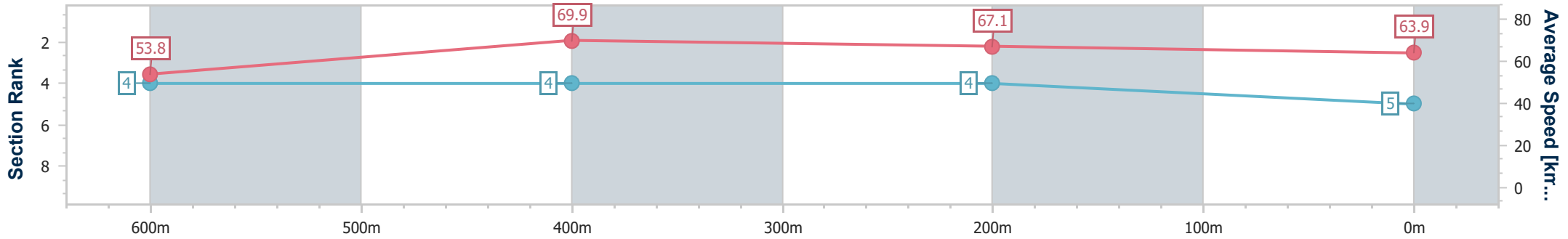
| | |
|--------------------------------|----------------|
| Horse/Jockey Name | Writtle |
| Final Rank | 5 |
| Fastest Section Time (Section) | 0:10.32 (600m) |
| Top Speed [km/h] (Section) | 71.8 (600m) |
| Race State | Finished |



Ipswich QLD Professional
 Race 2: TAB BM70 Handicap - 800m
 18 October 2024 - 13:59
 Track Rating: Soft 5, Weather: Fine, Rail Position: +3m Entire



| Section | Overall | 600m | 400m | 200m |
|------------------------|--------------------------|--------------------------|--------------------------|--------------------------|
| Section Times | 0:45.67 [5] (0:13.37) | 0:32.30 [4] (0:10.32) | 0:21.98 [4] (0:10.69) | 0:11.29 [4] (0:11.29) |
| Average Speed [km/h] | 53.8 | 69.9 | 67.1 | 63.9 |
| Top Speed [km/h] | 69.7 | 71.8 | 68.2 | 65.9 |
| Avg. Dist. to Rail [m] | 2.7 | 1.0 | 0.9 | 4.4 |
| Avg. Stride Freq. [Hz] | 2.5 | 2.5 | 2.4 | 2.3 |
| Avg. Stride Length [m] | 6.7 | 7.8 | 7.7 | 7.5 |



- [] Ranking at each section and finish
- .-.- No data available at this section
- NA No data available



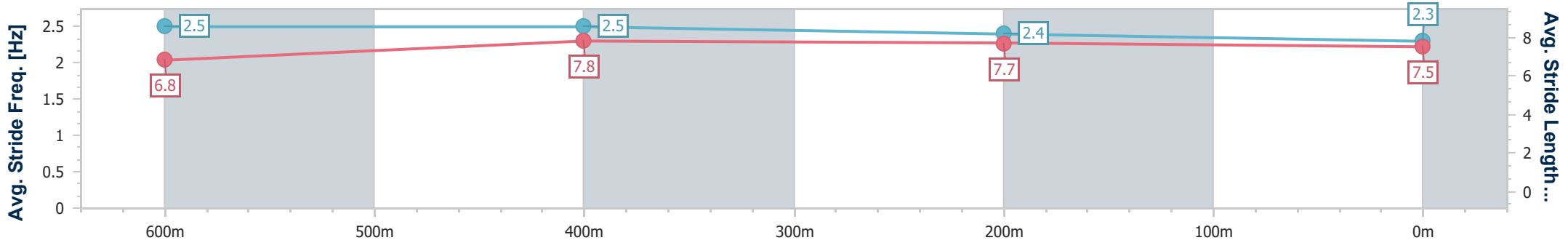
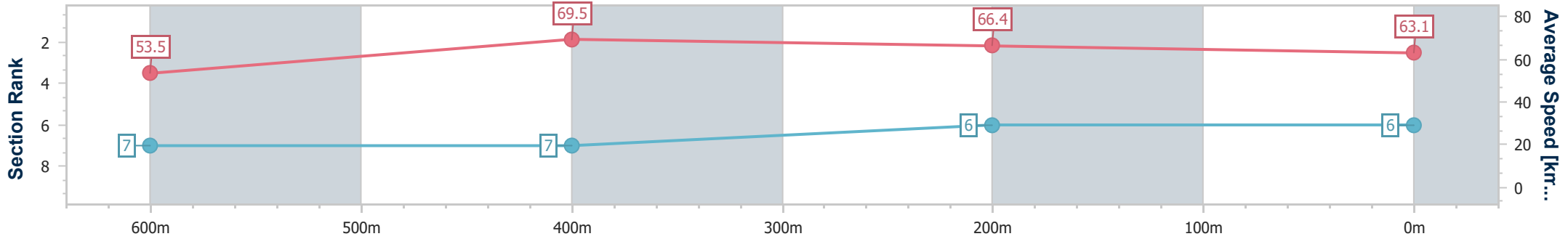
| | |
|--------------------------------|----------------|
| Horse/Jockey Name | Suniki |
| Final Rank | 6 |
| Fastest Section Time (Section) | 0:10.34 (600m) |
| Top Speed [km/h] (Section) | 70.7 (600m) |
| Race State | Finished |



Ipswich QLD Professional
 Race 2: TAB BM70 Handicap - 800m
 18 October 2024 - 13:59
 Track Rating: Soft 5, Weather: Fine, Rail Position: +3m Entire



| Section | Overall | 600m | 400m | 200m |
|------------------------|--------------------------|--------------------------|--------------------------|--------------------------|
| Section Times | 0:45.93 [6] (0:13.46) | 0:32.47 [7] (0:10.34) | 0:22.13 [7] (0:10.75) | 0:11.38 [6] (0:11.38) |
| Average Speed [km/h] | 53.5 | 69.5 | 66.4 | 63.1 |
| Top Speed [km/h] | 70.4 | 70.7 | 69.0 | 65.3 |
| Avg. Dist. to Rail [m] | 2.1 | 1.1 | 1.8 | 1.5 |
| Avg. Stride Freq. [Hz] | 2.5 | 2.5 | 2.4 | 2.3 |
| Avg. Stride Length [m] | 6.8 | 7.8 | 7.7 | 7.5 |



- [] Ranking at each section and finish
- .-.- No data available at this section
- NA No data available



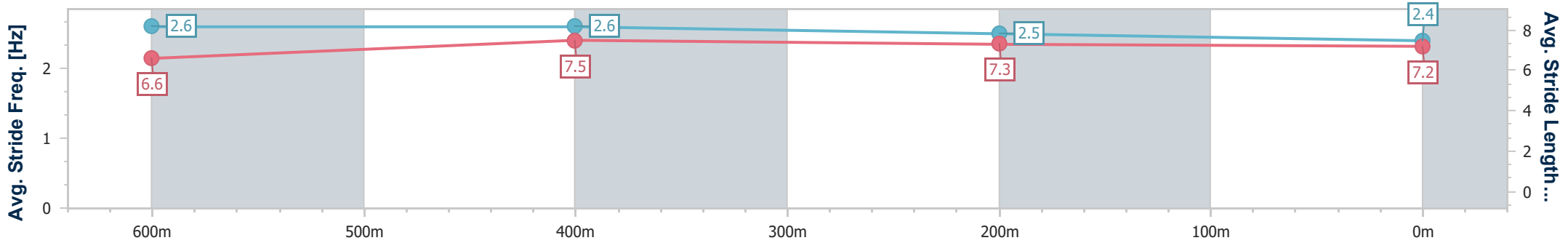
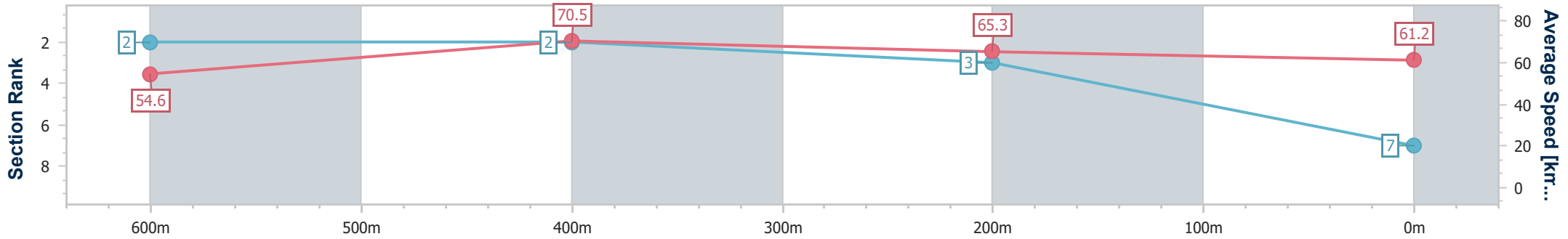
| | |
|--------------------------------|----------------|
| Horse/Jockey Name | Island Tide |
| Final Rank | 7 |
| Fastest Section Time (Section) | 0:10.21 (600m) |
| Top Speed [km/h] (Section) | 72.5 (600m) |
| Race State | Finished |



Ipswich QLD Professional
 Race 2: TAB BM70 Handicap - 800m
 18 October 2024 - 13:59
 Track Rating: Soft 5, Weather: Fine, Rail Position: +3m Entire



| Section | Overall | 600m | 400m | 200m |
|------------------------|--------------------------|--------------------------|--------------------------|--------------------------|
| Section Times | 0:46.09 [7] (0:13.19) | 0:32.90 [2] (0:10.21) | 0:22.69 [2] (0:10.93) | 0:11.76 [3] (0:11.76) |
| Average Speed [km/h] | 54.6 | 70.5 | 65.3 | 61.2 |
| Top Speed [km/h] | 72.0 | 72.5 | 67.8 | 64.5 |
| Avg. Dist. to Rail [m] | 7.0 | 1.8 | 1.3 | 1.6 |
| Avg. Stride Freq. [Hz] | 2.6 | 2.6 | 2.5 | 2.4 |
| Avg. Stride Length [m] | 6.6 | 7.5 | 7.3 | 7.2 |



- [] Ranking at each section and finish
- .-.- No data available at this section
- NA No data available



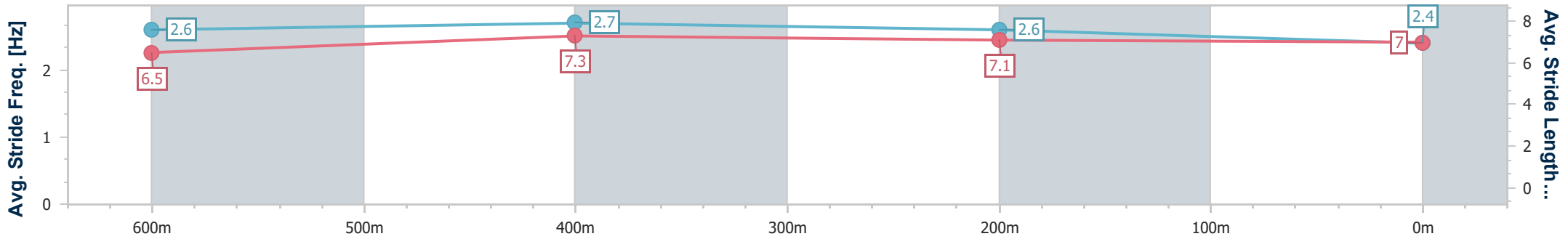
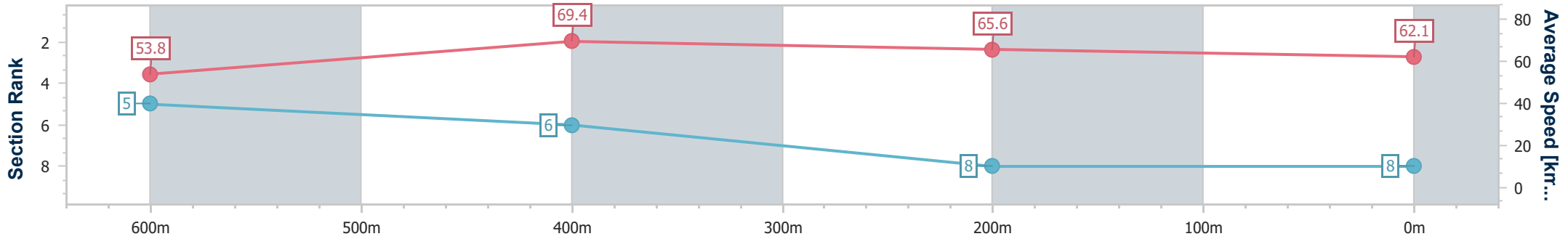
| | |
|--------------------------------|----------------|
| Horse/Jockey Name | Capital Reign |
| Final Rank | 8 |
| Fastest Section Time (Section) | 0:10.35 (600m) |
| Top Speed [km/h] (Section) | 71.5 (Overall) |
| Race State | Finished |



Ipswich QLD Professional
 Race 2: TAB BM70 Handicap - 800m
 18 October 2024 - 13:59
 Track Rating: Soft 5, Weather: Fine, Rail Position: +3m Entire



| Section | Overall | 600m | 400m | 200m |
|------------------------|--------------------------|--------------------------|--------------------------|--------------------------|
| Section Times | 0:46.28 [8] (0:13.41) | 0:32.87 [5] (0:10.35) | 0:22.52 [6] (0:10.92) | 0:11.60 [8] (0:11.60) |
| Average Speed [km/h] | 53.8 | 69.4 | 65.6 | 62.1 |
| Top Speed [km/h] | 71.5 | 71.4 | 67.7 | 64.5 |
| Avg. Dist. to Rail [m] | 1.1 | 0.9 | 0.8 | 0.8 |
| Avg. Stride Freq. [Hz] | 2.6 | 2.7 | 2.6 | 2.4 |
| Avg. Stride Length [m] | 6.5 | 7.3 | 7.1 | 7.0 |



- [] Ranking at each section and finish
- .-.- No data available at this section
- NA No data available