

Track Rating: Good 4, Weather: Fine, Rail Position: +3m Entire

Section										Last 600m		
Field Times		Overall	600m	400m	200m						0:32.61	
		0:46.14 (0:13.53)	0:32.61 (0:10.27)	0:22.34 (0:10.85)	0:11.49 (0:11.49)							
Rank	TAB	Horse/Jockey	Barrier	Top Speed [km/h]	Fastest Section	Overall	600m	400m	200m	Margin	Last 600m	Distance Travelled [m]
1	5	<b>LI'L REX</b> Samantha Collett	5	71.6 600m	0:10.27 600m	0:46.14 [1] (0:13.58)	0:32.56 [2] (0:10.27)	0:22.29 [2] (0:10.80)	0:11.49 [1] (0:11.49)	0:46.14	0:32.56	
2	3	<b>CLICK CLICK BOOM</b> Justin Stanley	7	72.7 600m	0:10.27 600m	0:46.17 [2] (0:13.59)	0:32.58 [3] (0:10.27)	0:22.31 [3] (0:10.89)	0:11.42 [4] (0:11.42)	0.14L	0:32.58	+1
3	9	<b>CHEEK TO CHEEK</b> Rikki Jamieson	4	71.6 600m	0:10.38 600m	0:46.29 [3] (0:13.65)	0:32.64 [4] (0:10.38)	0:22.26 [6] (0:10.87)	0:11.39 [6] (0:11.39)	0.83L	0:32.64	-1
4	2	<b>BILLY BOOM</b> Georgina Cartwright	10	72.2 600m	0:10.20 600m	0:46.30 [4] (0:13.75)	0:32.55 [6] (0:10.20)	0:22.35 [5] (0:10.89)	0:11.46 [5] (0:11.46)	0.93L	0:32.55	+0
5	14	<b>SKYPORT LANE</b> Andrew Mallyon	1	71.4 600m	0:10.27 600m	0:46.35 [5] (0:13.53)	0:32.82 [1] (0:10.27)	0:22.55 [1] (0:10.87)	0:11.68 [2] (0:11.68)	1.21L	0:32.82	+0
6	13	<b>REBELLIOUS SPIRIT</b> Angela Jones	2	71.3 600m	0:10.20 600m	0:46.36 [6] (0:13.66)	0:32.70 [5] (0:10.20)	0:22.50 [4] (0:10.82)	0:11.68 [3] (0:11.68)	1.25L	0:32.70	+0
7	4	<b>GIGGY</b> Dan McGillivray	8	71.6 Overall	0:10.33 600m	0:46.41 [7] (0:13.93)	0:32.48 [8] (0:10.33)	0:22.15 [7] (0:10.83)	0:11.32 [7] (0:11.32)	1.59L	0:32.48	-1
8	15	<b>TALLULAH</b> Les Tilley	9	70.9 600m	0:10.43 600m	0:46.93 [8] (0:13.90)	0:33.03 [7] (0:10.43)	0:22.60 [9] (0:11.09)	0:11.51 [9] (0:11.51)	4.61L	0:33.03	+2
9	8	<b>THE BLAZE</b> Amy Graham	3	70.8 600m	0:10.25 600m	0:47.27 [9] (0:14.07)	0:33.20 [9] (0:10.25)	0:22.95 [8] (0:10.99)	0:11.96 [8] (0:11.96)	6.64L	0:33.20	+0

Scratched: Great Angles (#12), Lucky Man (#6), Mishani Hitman (#7), Esprit Du Jour (#10), Fully Subscribed (#11), Bee Two (#1), Better Not Forget (#16)



Horse/Jockey Name	Li'l Rex
Final Rank	1
Fastest Section Time (Section)	0:10.27 (600m)
Top Speed [km/h] (Section)	71.6 (600m)
Race State	Finished



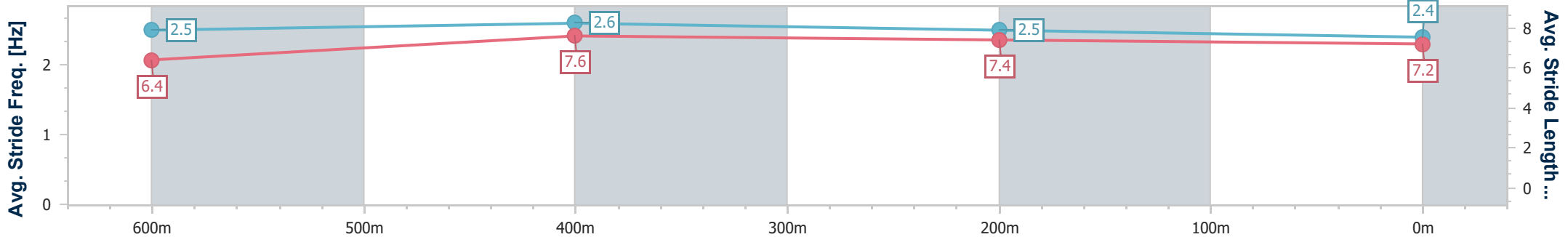
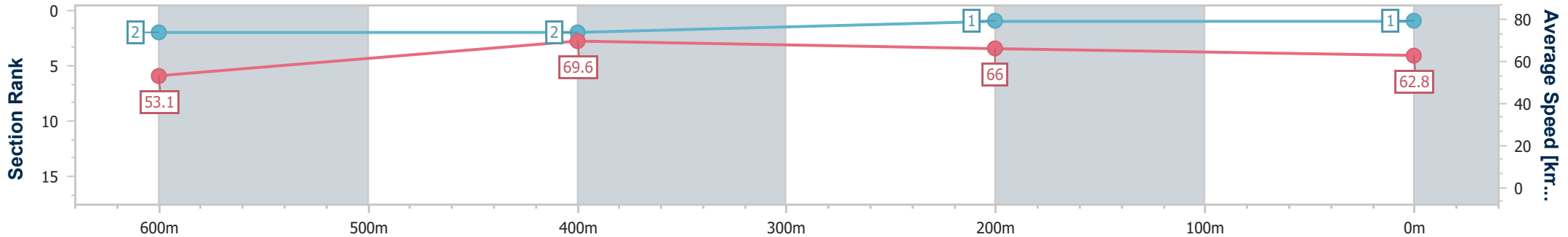
Ipswich QLD Professional  
 Race 3: BARRIER REEF POOLS QTIS Three-Years-Old Maiden  
 Plate - 800m



18 October 2024 - 14:34

Track Rating: Good 4, Weather: Fine, Rail Position: +3m Entire

Section	Overall	600m	400m	200m
Section Times	0:46.14 [1] (0:13.58)	0:32.56 [2] (0:10.27)	0:22.29 [2] (0:10.80)	0:11.49 [1] (0:11.49)
Average Speed [km/h]	53.1	69.6	66.0	62.8
Top Speed [km/h]	71.1	71.6	67.6	65.3
Avg. Dist. to Rail [m]	3.8	1.8	2.2	0.8
Avg. Stride Freq. [Hz]	2.5	2.6	2.5	2.4
Avg. Stride Length [m]	6.4	7.6	7.4	7.2



- [ ] Ranking at each section and finish
- .-.- No data available at this section
- NA No data available



Horse/Jockey Name	Click Click Boom
Final Rank	2
Fastest Section Time (Section)	0:10.27 (600m)
Top Speed [km/h] (Section)	72.7 (600m)
Race State	Finished



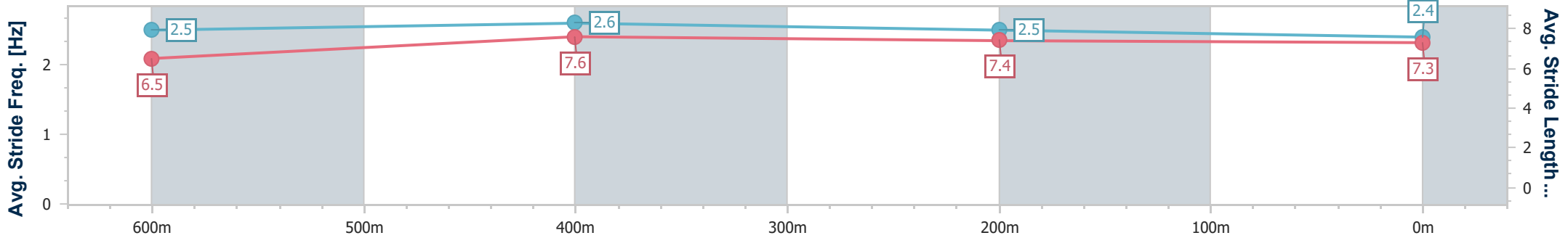
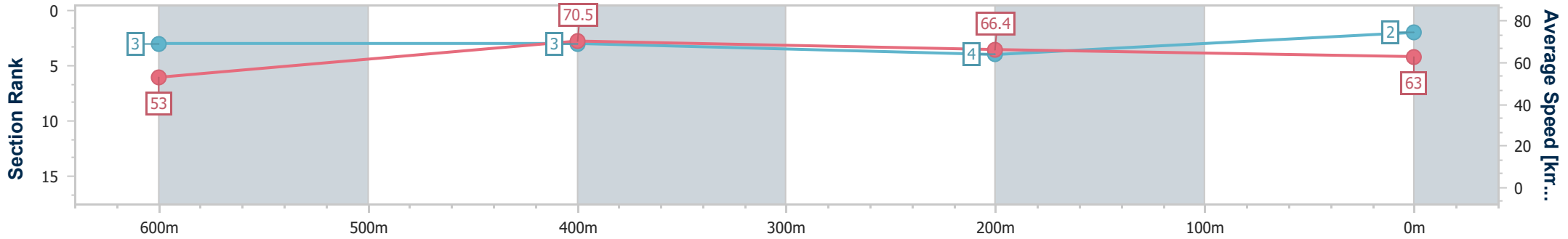
Ipswich QLD Professional  
 Race 3: BARRIER REEF POOLS QTIS Three-Years-Old Maiden  
 Plate - 800m



18 October 2024 - 14:34

Track Rating: Good 4, Weather: Fine, Rail Position: +3m Entire

Section	Overall	600m	400m	200m
Section Times	0:46.17 [2] (0:13.59)	0:32.58 [3] (0:10.27)	0:22.31 [3] (0:10.89)	0:11.42 [4] (0:11.42)
Average Speed [km/h]	53.0	70.5	66.4	63.0
Top Speed [km/h]	71.1	72.7	68.7	65.5
Avg. Dist. to Rail [m]	6.6	2.9	1.7	2.4
Avg. Stride Freq. [Hz]	2.5	2.6	2.5	2.4
Avg. Stride Length [m]	6.5	7.6	7.4	7.3



- [ ] Ranking at each section and finish
- .-.- No data available at this section
- NA No data available



Horse/Jockey Name	Cheek To Cheek
Final Rank	3
Fastest Section Time (Section)	0:10.38 (600m)
Top Speed [km/h] (Section)	71.6 (600m)
Race State	Finished



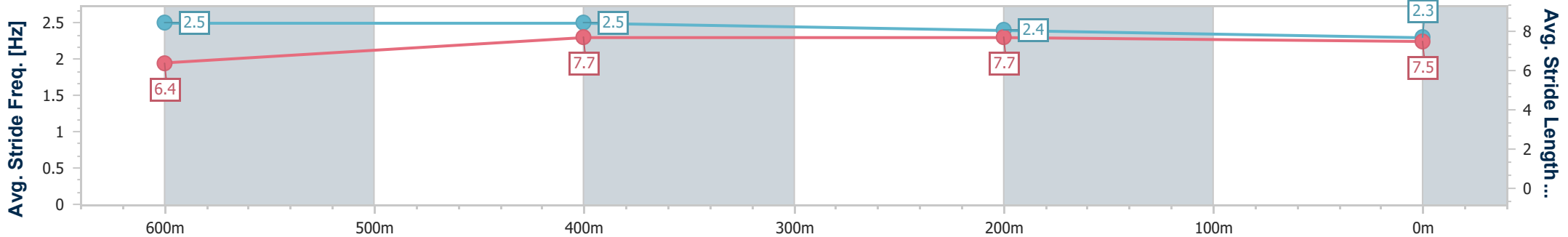
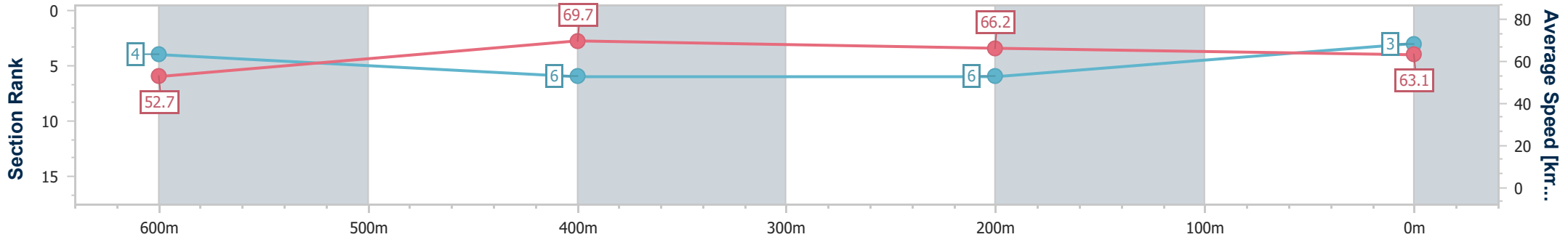
Ipswich QLD Professional  
 Race 3: BARRIER REEF POOLS QTIS Three-Years-Old Maiden  
 Plate - 800m



18 October 2024 - 14:34

Track Rating: Good 4, Weather: Fine, Rail Position: +3m Entire

Section	Overall	600m	400m	200m
Section Times	0:46.29 [3] (0:13.65)	0:32.64 [4] (0:10.38)	0:22.26 [6] (0:10.87)	0:11.39 [6] (0:11.39)
Average Speed [km/h]	52.7	69.7	66.2	63.1
Top Speed [km/h]	71.2	71.6	67.4	65.4
Avg. Dist. to Rail [m]	4.7	2.2	0.5	1.3
Avg. Stride Freq. [Hz]	2.5	2.5	2.4	2.3
Avg. Stride Length [m]	6.4	7.7	7.7	7.5



- [ ] Ranking at each section and finish
- .-.- No data available at this section
- NA No data available



Horse/Jockey Name	Billy Boom
Final Rank	4
Fastest Section Time (Section)	0:10.20 (600m)
Top Speed [km/h] (Section)	72.2 (600m)
Race State	Finished



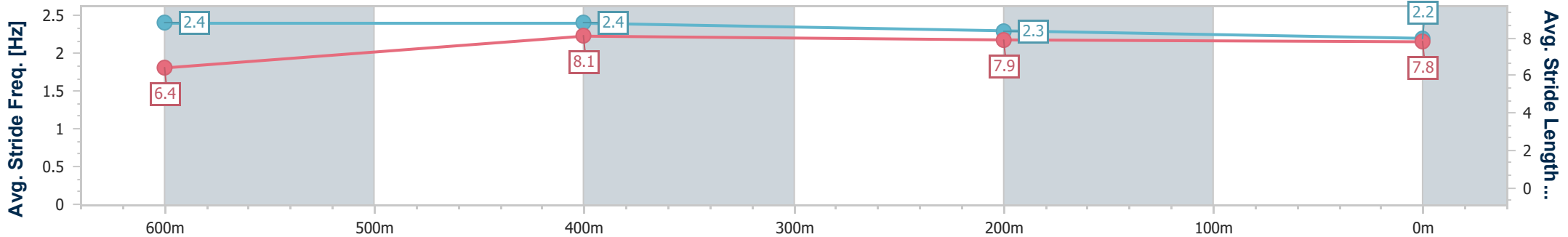
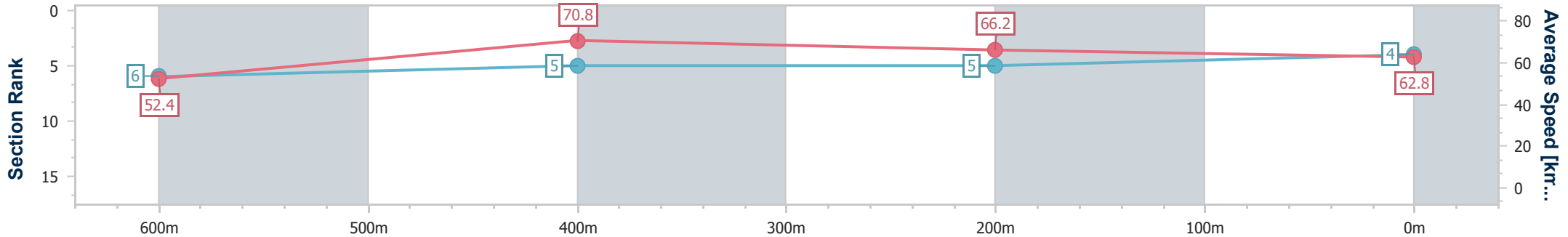
Ipswich QLD Professional  
 Race 3: BARRIER REEF POOLS QTIS Three-Years-Old Maiden  
 Plate - 800m



18 October 2024 - 14:34

Track Rating: Good 4, Weather: Fine, Rail Position: +3m Entire

Section	Overall	600m	400m	200m
Section Times	0:46.30 [4] (0:13.75)	0:32.55 [6] (0:10.20)	0:22.35 [5] (0:10.89)	0:11.46 [5] (0:11.46)
Average Speed [km/h]	52.4	70.8	66.2	62.8
Top Speed [km/h]	72.0	72.2	68.5	65.2
Avg. Dist. to Rail [m]	7.5	2.5	1.0	3.0
Avg. Stride Freq. [Hz]	2.4	2.4	2.3	2.2
Avg. Stride Length [m]	6.4	8.1	7.9	7.8



- [ ] Ranking at each section and finish
- .-.- No data available at this section
- NA No data available



Horse/Jockey Name	Skyport Lane
Final Rank	5
Fastest Section Time (Section)	0:10.27 (600m)
Top Speed [km/h] (Section)	71.4 (600m)
Race State	Finished



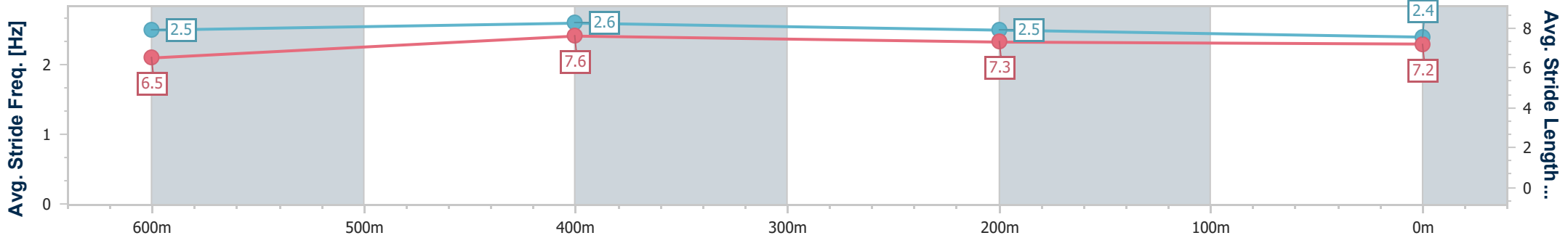
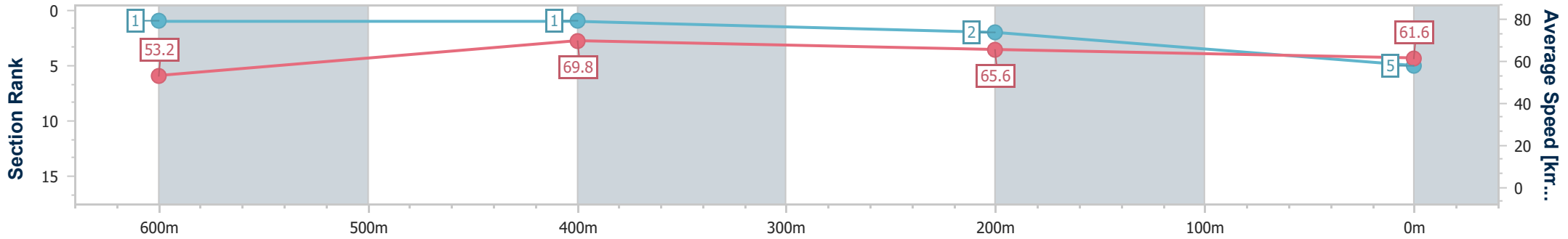
Ipswich QLD Professional  
 Race 3: BARRIER REEF POOLS QTIS Three-Years-Old Maiden  
 Plate - 800m



18 October 2024 - 14:34

Track Rating: Good 4, Weather: Fine, Rail Position: +3m Entire

Section	Overall	600m	400m	200m
Section Times	0:46.35 [5] (0:13.53)	0:32.82 [1] (0:10.27)	0:22.55 [1] (0:10.87)	0:11.68 [2] (0:11.68)
Average Speed [km/h]	53.2	69.8	65.6	61.6
Top Speed [km/h]	70.4	71.4	67.9	64.6
Avg. Dist. to Rail [m]	1.6	1.4	2.1	1.9
Avg. Stride Freq. [Hz]	2.5	2.6	2.5	2.4
Avg. Stride Length [m]	6.5	7.6	7.3	7.2



- [ ] Ranking at each section and finish
- .-.- No data available at this section
- NA No data available



Horse/Jockey Name	Rebellious Spirit
Final Rank	6
Fastest Section Time (Section)	0:10.20 (600m)
Top Speed [km/h] (Section)	71.3 (600m)
Race State	Finished



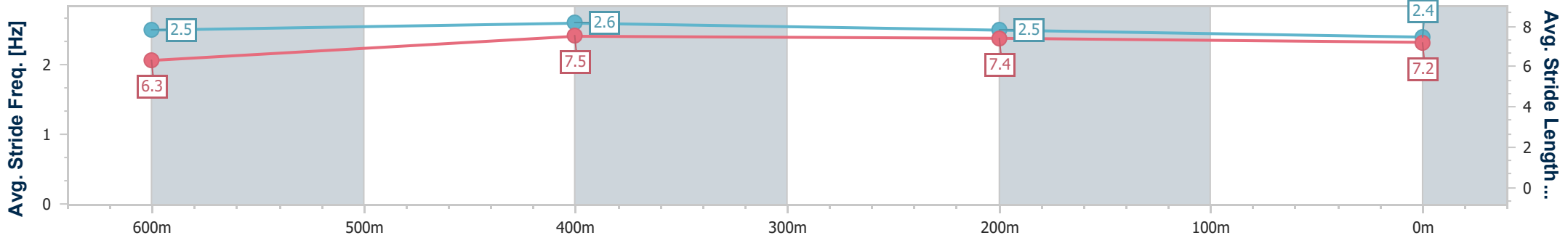
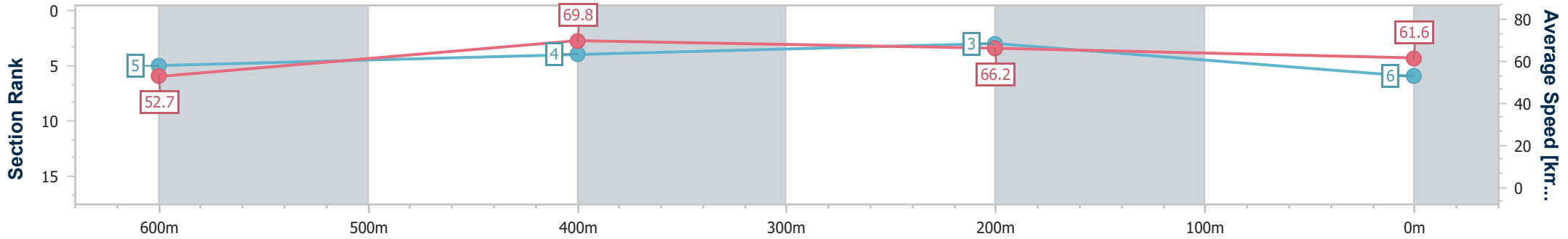
Ipswich QLD Professional  
Race 3: BARRIER REEF POOLS QTIS Three-Years-Old Maiden Plate - 800m



18 October 2024 - 14:34

Track Rating: Good 4, Weather: Fine, Rail Position: +3m Entire

Section	Overall	600m	400m	200m
Section Times	0:46.36 [6] (0:13.66)	0:32.70 [5] (0:10.20)	0:22.50 [4] (0:10.82)	0:11.68 [3] (0:11.68)
Average Speed [km/h]	52.7	69.8	66.2	61.6
Top Speed [km/h]	71.0	71.3	68.3	64.2
Avg. Dist. to Rail [m]	1.9	1.8	1.7	1.4
Avg. Stride Freq. [Hz]	2.5	2.6	2.5	2.4
Avg. Stride Length [m]	6.3	7.5	7.4	7.2



- [ ] Ranking at each section and finish
- .-.- No data available at this section
- NA No data available



Horse/Jockey Name	Giggy
Final Rank	7
Fastest Section Time (Section)	0:10.33 (600m)
Top Speed [km/h] (Section)	71.6 (Overall)
Race State	Finished



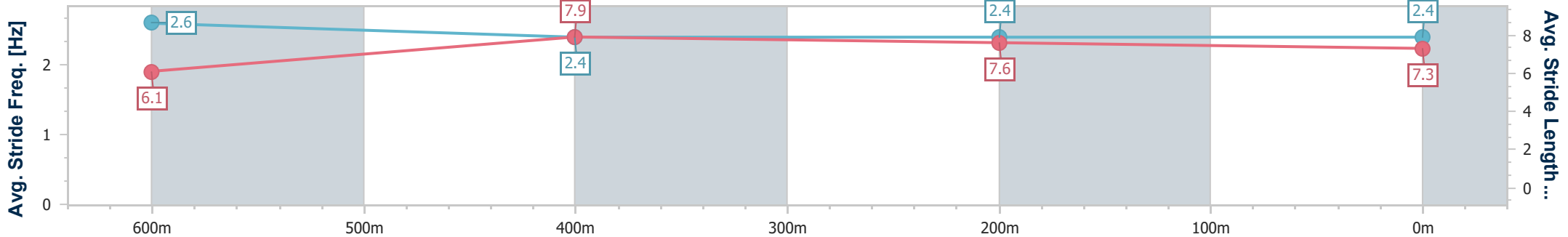
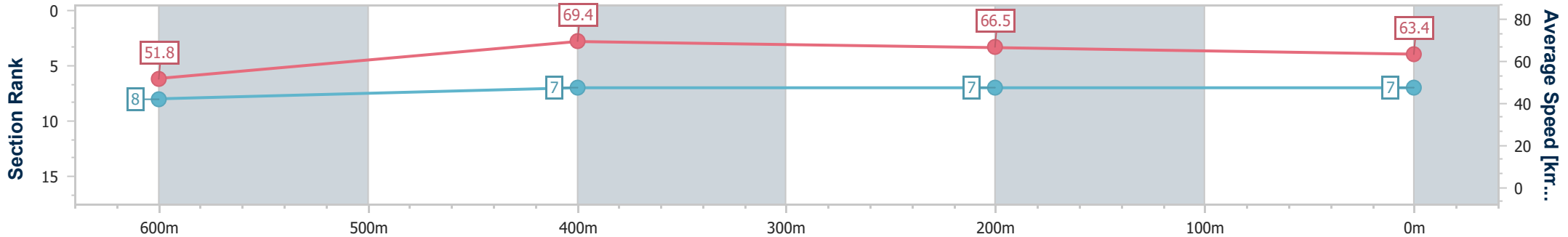
Ipswich QLD Professional  
 Race 3: BARRIER REEF POOLS QTIS Three-Years-Old Maiden  
 Plate - 800m



18 October 2024 - 14:34

Track Rating: Good 4, Weather: Fine, Rail Position: +3m Entire

Section	Overall	600m	400m	200m
Section Times	0:46.41 [7] (0:13.93)	0:32.48 [8] (0:10.33)	0:22.15 [7] (0:10.83)	0:11.32 [7] (0:11.32)
Average Speed [km/h]	51.8	69.4	66.5	63.4
Top Speed [km/h]	71.6	71.5	68.3	65.3
Avg. Dist. to Rail [m]	4.7	1.7	2.1	5.3
Avg. Stride Freq. [Hz]	2.6	2.4	2.4	2.4
Avg. Stride Length [m]	6.1	7.9	7.6	7.3



- [ ] Ranking at each section and finish
- .-.- No data available at this section
- NA No data available





Horse/Jockey Name	Tallulah
Final Rank	8
Fastest Section Time (Section)	0:10.43 (600m)
Top Speed [km/h] (Section)	70.9 (600m)
Race State	Finished



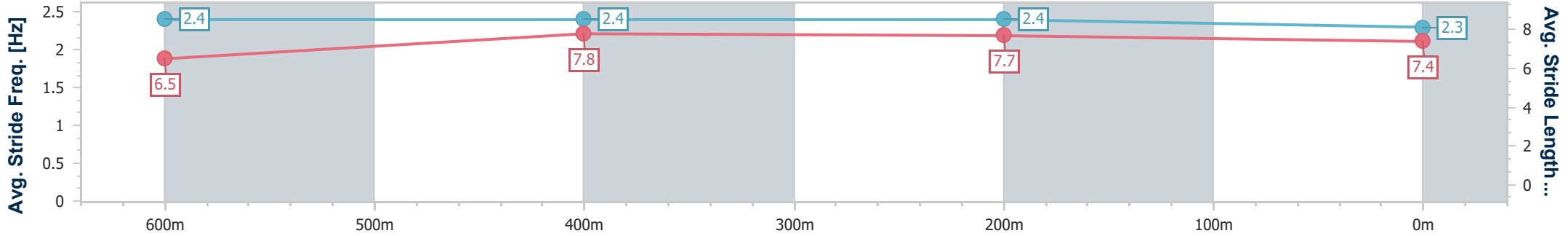
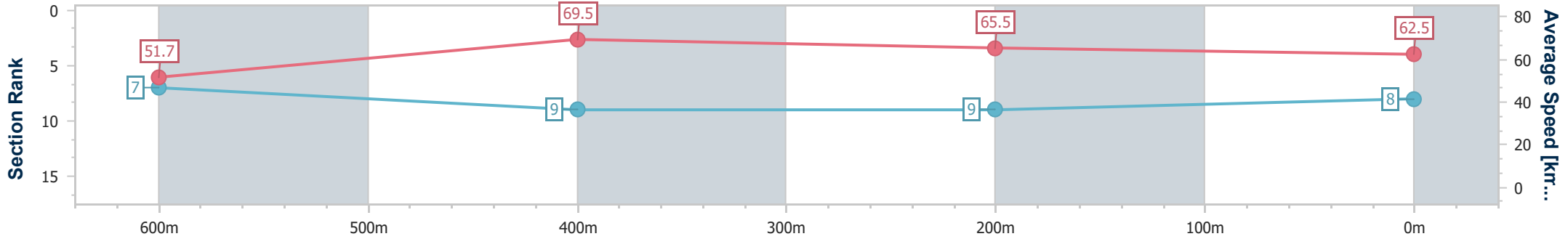
Ipswich QLD Professional  
 Race 3: BARRIER REEF POOLS QTIS Three-Years-Old Maiden  
 Plate - 800m



18 October 2024 - 14:34

Track Rating: Good 4, Weather: Fine, Rail Position: +3m Entire

Section	Overall	600m	400m	200m
Section Times	0:46.93 [8] (0:13.90)	0:33.03 [7] (0:10.43)	0:22.60 [9] (0:11.09)	0:11.51 [9] (0:11.51)
Average Speed [km/h]	51.7	69.5	65.5	62.5
Top Speed [km/h]	70.2	70.9	67.8	64.7
Avg. Dist. to Rail [m]	6.6	3.0	2.8	2.9
Avg. Stride Freq. [Hz]	2.4	2.4	2.4	2.3
Avg. Stride Length [m]	6.5	7.8	7.7	7.4



- [ ] Ranking at each section and finish
- .-.- No data available at this section
- NA No data available



Horse/Jockey Name	The Blaze
Final Rank	9
Fastest Section Time (Section)	0:10.25 (600m)
Top Speed [km/h] (Section)	70.8 (600m)
Race State	Finished



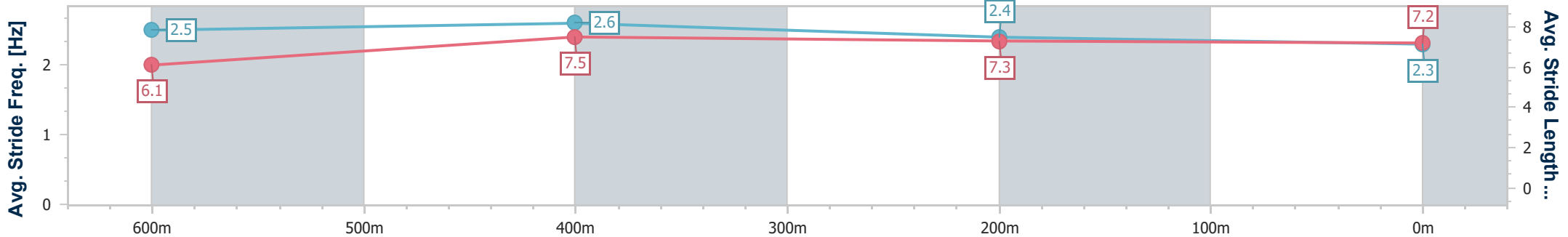
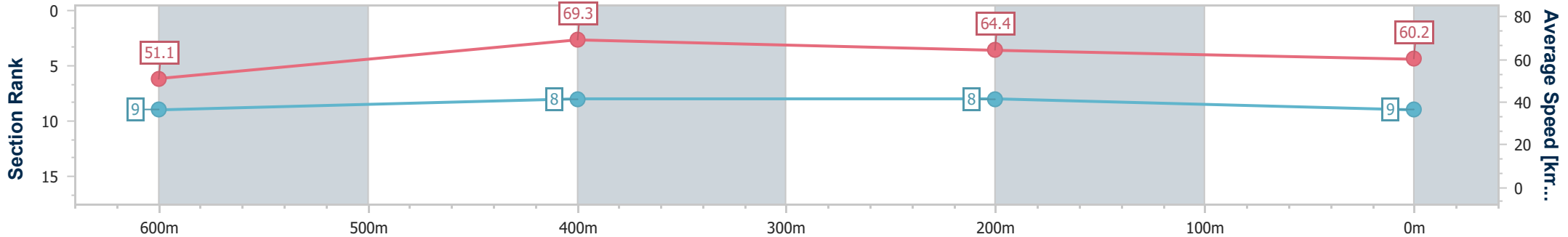
Ipswich QLD Professional  
 Race 3: BARRIER REEF POOLS QTIS Three-Years-Old Maiden  
 Plate - 800m



18 October 2024 - 14:34

Track Rating: Good 4, Weather: Fine, Rail Position: +3m Entire

Section	Overall	600m	400m	200m
Section Times	0:47.27 [9] (0:14.07)	0:33.20 [9] (0:10.25)	0:22.95 [8] (0:10.99)	0:11.96 [8] (0:11.96)
Average Speed [km/h]	51.1	69.3	64.4	60.2
Top Speed [km/h]	70.6	70.8	66.6	62.8
Avg. Dist. to Rail [m]	2.3	2.9	3.9	0.9
Avg. Stride Freq. [Hz]	2.5	2.6	2.4	2.3
Avg. Stride Length [m]	6.1	7.5	7.3	7.2



- [ ] Ranking at each section and finish
- .-.- No data available at this section
- NA No data available