



Ipswich QLD Professional

Race 4: THE CATON SCRAMBLE Maiden Plate - 1350m

18 October 2024 - 15:15



Track Rating: Good 4, Weather: Fine, Rail Position: +3m Entire

Section		Field Times										Last 600m				
		Overall	1200m	1000m	800m	600m	400m						0:35.74			
		1:20.40 (0:11.21)	1:09.19 (0:10.51)	0:58.68 (0:11.27)	0:47.41 (0:11.67)	0:35.74 (0:11.71)	0:24.03 (0:11.77)									
Rank	TAB	Horse/Jockey	Barrier	Top Speed [km/h]	Fastest Section											Distance Travelled [m]
1	13	OUR BENEFACTOR Martin Harley	1	70.0 1200m	0:10.39 1200m	1:20.40 [1] (0:11.33)	1:09.07 [5] (0:10.39)	0:58.68 [1] (0:11.27)	0:47.41 [1] (0:11.67)	0:35.74 [1] (0:11.71)	0:24.03 [1] (0:11.77)	0:35.74				
2	3	TRUMP CARD Noel Callow	2	67.1 1200m	0:10.86 1200m	1:20.71 [2] (0:11.70)	1:09.01 [9] (0:10.86)	0:58.15 [8] (0:11.29)	0:46.86 [8] (0:11.61)	0:35.25 [8] (0:11.76)	0:23.49 [8] (0:11.71)	0:35.25 +0				
3	15	RUINS OF ROME Justin Huxtable	6	68.3 1200m	0:10.71 1200m	1:21.06 [3] (0:11.36)	1:09.70 [6] (0:10.71)	0:58.99 [4] (0:11.27)	0:47.72 [3] (0:11.65)	0:36.07 [3] (0:11.81)	0:24.26 [3] (0:11.99)	0:36.07 +1				
4	24	ELEVEN BLACK James Orman	3	68.7 1200m	0:10.74 1200m	1:21.21 [4] (0:11.42)	1:09.79 [7] (0:10.74)	0:59.05 [6] (0:11.36)	0:47.69 [6] (0:11.66)	0:36.03 [6] (0:11.79)	0:24.24 [4] (0:11.87)	0:36.03 +2				
5	4	ZOUGO BOSS Ryan Maloney	10	67.0 1200m	0:11.03 1200m	1:21.44 [5] (0:11.63)	1:09.81 [8] (0:11.03)	0:58.78 [9] (0:11.29)	0:47.49 [9] (0:11.68)	0:35.81 [9] (0:11.91)	0:23.90 [11] (0:11.87)	0:35.81 +5				
6	5	ALLEZBEC Georgina Cartwright	5	66.6 1000m	0:10.98 1200m	1:21.50 [6] (0:11.87)	1:09.63 [11] (0:10.98)	0:58.65 [11] (0:11.19)	0:47.46 [10] (0:11.66)	0:35.80 [10] (0:11.76)	0:24.04 [10] (0:11.83)	0:35.80 +1				
7	8	JORUM Rob Thorburn	14	67.8 1200m	0:11.02 1200m	1:21.74 [7] (0:11.78)	1:09.96 [10] (0:11.02)	0:58.94 [10] (0:11.31)	0:47.63 [11] (0:11.69)	0:35.94 [11] (0:11.44)	0:24.50 [9] (0:11.96)	0:35.94 +8				
8	18	LADY LETHAN Jake Bayliss	13	66.5 1200m	0:11.05 1200m	1:21.99 [8] (0:11.30)	1:10.69 [4] (0:11.05)	0:59.64 [7] (0:11.34)	0:48.30 [7] (0:11.64)	0:36.66 [7] (0:11.83)	0:24.83 [6] (0:12.16)	0:36.66 +5				
9	14	POWER OF SUCCESS Les Tilley	11	69.2 1200m	0:10.59 1200m	1:22.35 [9] (0:11.23)	1:11.12 [2] (0:10.59)	1:00.53 [2] (0:11.36)	0:49.17 [2] (0:11.61)	0:37.56 [2] (0:11.78)	0:25.78 [2] (0:12.30)	0:37.56 +3				
10	19	SHE'S MY LADY Brooke Ainsworth	12	68.3 1200m	0:10.69 1200m	1:22.37 [10] (0:11.21)	1:11.16 [1] (0:10.69)	1:00.47 [3] (0:11.46)	0:49.01 [4] (0:11.71)	0:37.30 [4] (0:12.03)	0:25.27 [5] (0:12.33)	0:37.30 +5				

Scratched: Nagamie (#2), Kellisa (#9), Blood Red (#22), Antilles (#6), Runaway Tycoon (#17), Lipstick Lies (#20), Arteluca (#1), Sofala (#11), Crypt De Pin (#7), Migratory (#10), Justoh (#21), Metcalfe (#12), Ale

[] Ranking at each section and finish
 -:-:- No data available at this section
 NA No data available

SCN Saddle cloth number
 DNF Did not finish
 DNT Did not track



Ipswich QLD Professional

Race 4: THE CATON SCRAMBLE Maiden Plate - 1350m

18 October 2024 - 15:15



Track Rating: Good 4, Weather: Fine, Rail Position: +3m Entire

Section	Overall	1200m	1000m	800m	600m	400m	Last 600m
Field Times	1:20.40 (0:11.21)	1:09.19 (0:10.51)	0:58.68 (0:11.27)	0:47.41 (0:11.67)	0:35.74 (0:11.71)	0:24.03 (0:11.77)	0:35.74

Rank	TAB	Horse/Jockey	Barrier	Top Speed [km/h]	Fastest Section							Distance Travelled [m]	
11	16	UNCLE IAN	7	67.4	0:10.86	1:22.49 [11]	1:11.25 [3]	1:00.39 [5]	0:49.08 [5]	0:37.38 [5]	0:25.28 [7]	0:37.38	+4
		Taylor Marshall		1200m	1200m	(0:11.24)	(0:10.86)	(0:11.31)	(0:11.70)	(0:12.10)	(0:12.20)		

Scratched: Nagamie (#2), Kellisa (#9), Blood Red (#22), Antilles (#6), Runaway Tycoon (#17), Lipstick Lies (#20), Arteluca (#1), Sofala (#11), Crypt De Pin (#7), Migratory (#10), Justoh (#21), Metcalfe (#12), Ale

[] Ranking at each section and finish
 -:-:- No data available at this section
 NA No data available

SCN Saddle cloth number
 DNF Did not finish
 DNT Did not track



Ipswich QLD Professional
 Race 4: THE CATON SCRAMBLE Maiden Plate - 1350m
 18 October 2024 - 15:15



Track Rating: Good 4, Weather: Fine, Rail Position: +3m Entire

Section							200m			Last 600m
Field Times							0:12.26			0:35.74
							(0:12.26)			
Rank	TAB	Horse/Jockey	Barrier	Top Speed [km/h]	Fastest Section	Margin				Distance Travelled [m]
1	13	OUR BENEFACTOR Martin Harley	1	70.0 1200m	0:10.39 1200m	0:12.26 [1] (0:12.26)	1:20.40			0:35.74
2	3	TRUMP CARD Noel Callow	2	67.1 1200m	0:10.86 1200m	0:11.78 [5] (0:11.78)	1.82L			0:35.25 +0
3	15	RUINS OF ROME Justin Huxtable	6	68.3 1200m	0:10.71 1200m	0:12.27 [2] (0:12.27)	3.87L			0:36.07 +1
4	24	ELEVEN BLACK James Orman	3	68.7 1200m	0:10.74 1200m	0:12.37 [3] (0:12.37)	4.73L			0:36.03 +2
5	4	ZOUGO BOSS Ryan Maloney	10	67.0 1200m	0:11.03 1200m	0:12.03 [9] (0:12.03)	6.09L			0:35.81 +5
6	5	ALLEZBEC Georgina Cartwright	5	66.6 1000m	0:10.98 1200m	0:12.21 [7] (0:12.21)	6.43L			0:35.80 +1
7	8	JORUM Rob Thorburn	14	67.8 1200m	0:11.02 1200m	0:12.54 [6] (0:12.54)	7.85L			0:35.94 +8
8	18	LADY LETHAN Jake Bayliss	13	66.5 1200m	0:11.05 1200m	0:12.67 [8] (0:12.67)	9.36L			0:36.66 +5
9	14	POWER OF SUCCESS Les Tilley	11	69.2 1200m	0:10.59 1200m	0:13.48 [4] (0:13.48)	11.43L			0:37.56 +3
10	19	SHE'S MY LADY Brooke Ainsworth	12	68.3 1200m	0:10.69 1200m	0:12.94 [11] (0:12.94)	11.54L			0:37.30 +5

Scratched: Nagamie (#2), Kellisa (#9), Blood Red (#22), Antilles (#6), Runaway Tycoon (#17), Lipstick Lies (#20), Arteluca (#1), Sofala (#11), Crypt De Pin (#7), Migratory (#10), Justoh (#21), Metcalfe (#12), Ale

[] Ranking at each section and finish
 -:-:- No data available at this section
 NA No data available

SCN Saddle cloth number
 DNF Did not finish
 DNT Did not track



Ipswich QLD Professional
 Race 4: THE CATON SCRAMBLE Maiden Plate - 1350m
 18 October 2024 - 15:15



Track Rating: Good 4, Weather: Fine, Rail Position: +3m Entire

Section		200m		Last 600m		
Field Times		0:12.26 (0:12.26)		0:35.74		
Rank	TAB Horse/Jockey	Barrier	Top Speed [km/h]	Fastest Section	Margin	Distance Travelled [m]
11	16 UNCLE IAN	7	67.4	0:10.86	0:13.08 [10]	12.28L
	Taylor Marshall		1200m	1200m	(0:13.08)	0:37.38 +4

Scratched: Nagamie (#2), Kellisa (#9), Blood Red (#22), Antilles (#6), Runaway Tycoon (#17), Lipstick Lies (#20), Arteluca (#1), Sofala (#11), Crypt De Pin (#7), Migratory (#10), Justoh (#21), Metcalfe (#12), Ale

[] Ranking at each section and finish
 -:-:- No data available at this section
 NA No data available

SCN Saddle cloth number
 DNF Did not finish
 DNT Did not track



Horse/Jockey Name	Our Benefactor
Final Rank	1
Fastest Section Time (Section)	0:10.39 (1200m)
Top Speed [km/h] (Section)	70.0 (1200m)
Race State	Finished



Ipswich QLD Professional

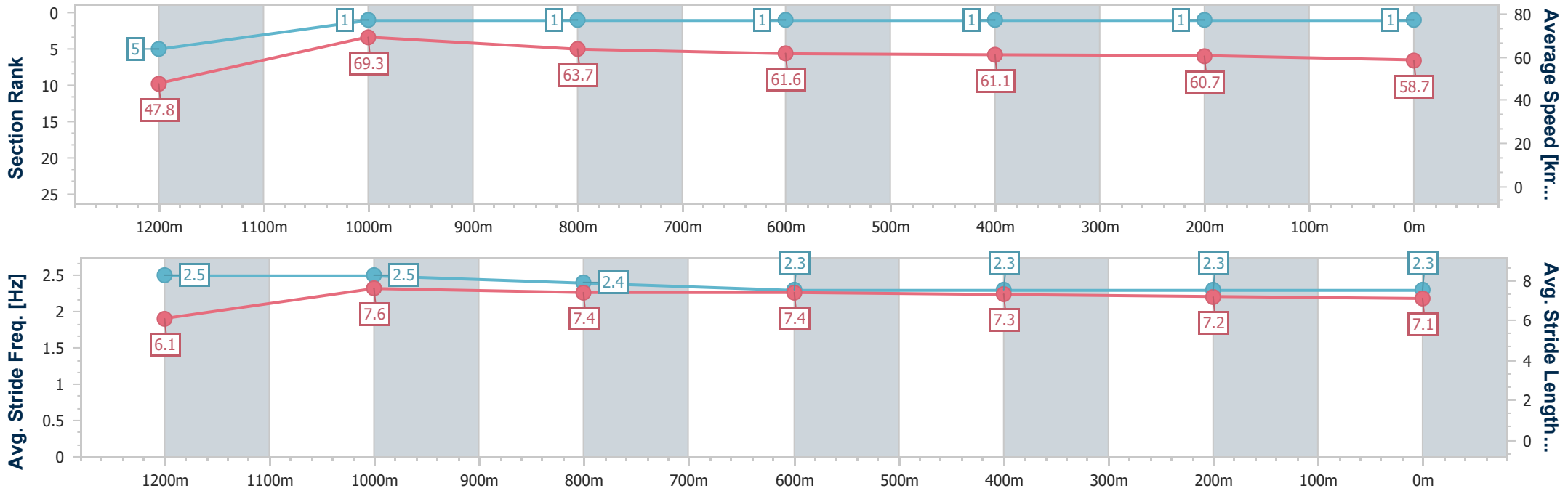
Race 4: THE CATON SCRAMBLE Maiden Plate - 1350m

18 October 2024 - 15:15



Track Rating: Good 4, Weather: Fine, Rail Position: +3m Entire

Section	Overall	1200m	1000m	800m	600m	400m	200m
Section Times	1:20.40 [1] (0:11.33)	1:09.07 [5] (0:10.39)	0:58.68 [1] (0:11.27)	0:47.41 [1] (0:11.67)	0:35.74 [1] (0:11.71)	0:24.03 [1] (0:11.77)	0:12.26 [1] (0:12.26)
Average Speed [km/h]	47.8	69.3	63.7	61.6	61.1	60.7	58.7
Top Speed [km/h]	69.2	70.0	66.8	62.7	62.0	62.0	60.3
Avg. Dist. to Rail [m]	1.7	1.0	0.3	1.0	1.2	1.0	0.4
Avg. Stride Freq. [Hz]	2.5	2.5	2.4	2.3	2.3	2.3	2.3
Avg. Stride Length [m]	6.1	7.6	7.4	7.4	7.3	7.2	7.1



- [] Ranking at each section and finish
- .-.- No data available at this section
- NA No data available



Horse/Jockey Name	Trump Card
Final Rank	2
Fastest Section Time (Section)	0:10.86 (1200m)
Top Speed [km/h] (Section)	67.1 (1200m)
Race State	Finished



Ipswich QLD Professional

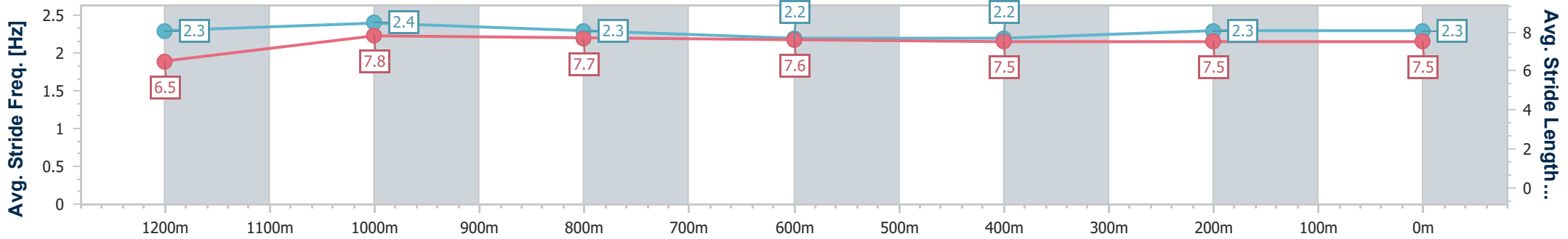
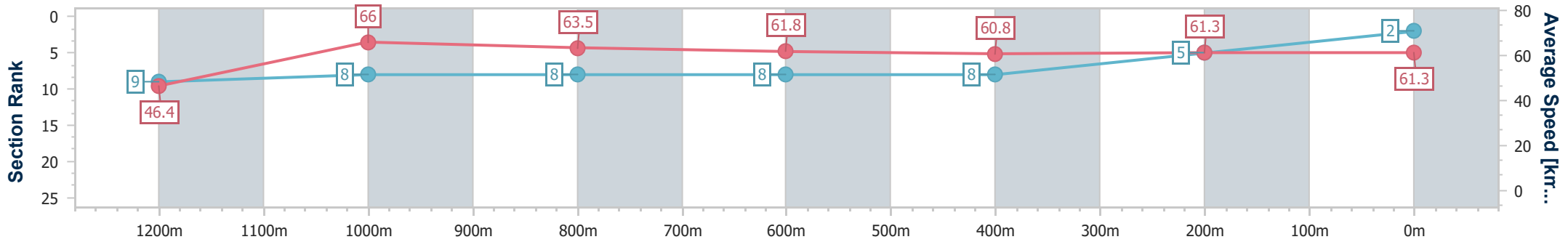
Race 4: THE CATON SCRAMBLE Maiden Plate - 1350m

18 October 2024 - 15:15



Track Rating: Good 4, Weather: Fine, Rail Position: +3m Entire

Section	Overall	1200m	1000m	800m	600m	400m	200m
Section Times	1:20.71 [2] (0:11.70)	1:09.01 [9] (0:10.86)	0:58.15 [8] (0:11.29)	0:46.86 [8] (0:11.61)	0:35.25 [8] (0:11.76)	0:23.49 [8] (0:11.71)	0:11.78 [5] (0:11.78)
Average Speed [km/h]	46.4	66.0	63.5	61.8	60.8	61.3	61.3
Top Speed [km/h]	64.6	67.1	65.7	62.1	61.6	62.0	61.8
Avg. Dist. to Rail [m]	0.6	1.1	1.0	1.6	1.3	0.5	1.2
Avg. Stride Freq. [Hz]	2.3	2.4	2.3	2.2	2.2	2.3	2.3
Avg. Stride Length [m]	6.5	7.8	7.7	7.6	7.5	7.5	7.5



- [] Ranking at each section and finish
- .-.- No data available at this section
- NA No data available



Horse/Jockey Name	Ruins Of Rome
Final Rank	3
Fastest Section Time (Section)	0:10.71 (1200m)
Top Speed [km/h] (Section)	68.3 (1200m)
Race State	Finished



Ipswich QLD Professional

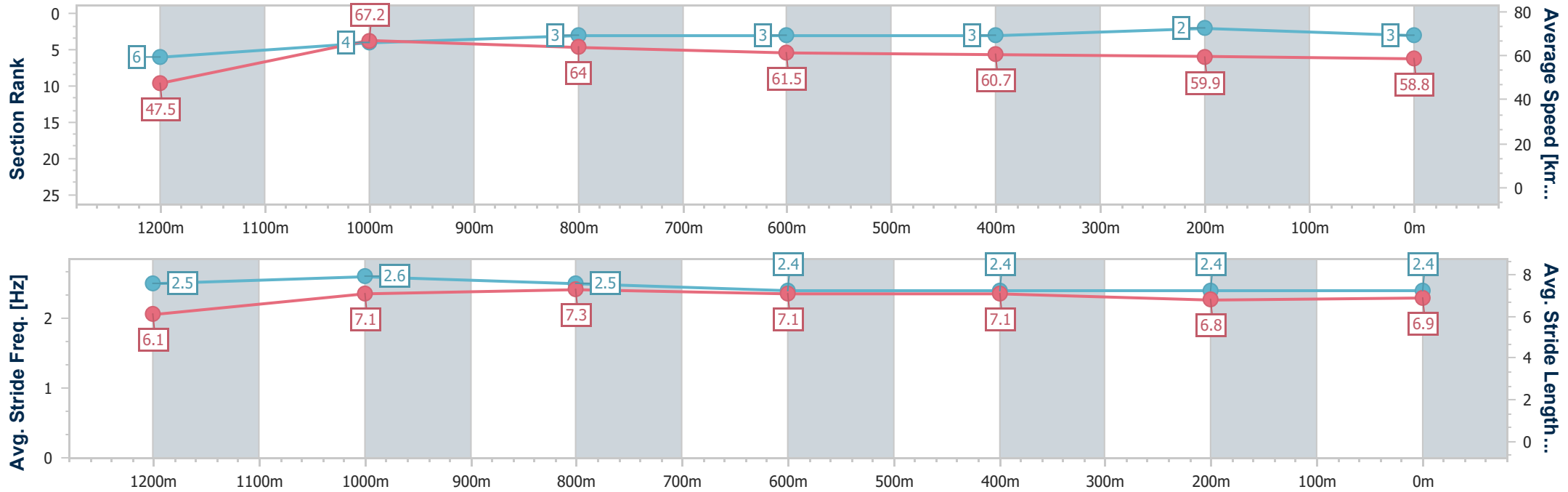
Race 4: THE CATON SCRAMBLE Maiden Plate - 1350m

18 October 2024 - 15:15



Track Rating: Good 4, Weather: Fine, Rail Position: +3m Entire

Section	Overall	1200m	1000m	800m	600m	400m	200m
Section Times	1:21.06 [3] (0:11.36)	1:09.70 [6] (0:10.71)	0:58.99 [4] (0:11.27)	0:47.72 [3] (0:11.65)	0:36.07 [3] (0:11.81)	0:24.26 [3] (0:11.99)	0:12.27 [2] (0:12.27)
Average Speed [km/h]	47.5	67.2	64.0	61.5	60.7	59.9	58.8
Top Speed [km/h]	66.3	68.3	66.7	63.0	61.5	61.2	60.9
Avg. Dist. to Rail [m]	2.6	0.8	0.4	1.2	1.3	0.8	3.1
Avg. Stride Freq. [Hz]	2.5	2.6	2.5	2.4	2.4	2.4	2.4
Avg. Stride Length [m]	6.1	7.1	7.3	7.1	7.1	6.8	6.9



- [] Ranking at each section and finish
- .-.- No data available at this section
- NA No data available



Horse/Jockey Name	Eleven Black
Final Rank	4
Fastest Section Time (Section)	0:10.74 (1200m)
Top Speed [km/h] (Section)	68.7 (1200m)
Race State	Finished



Ipswich QLD Professional

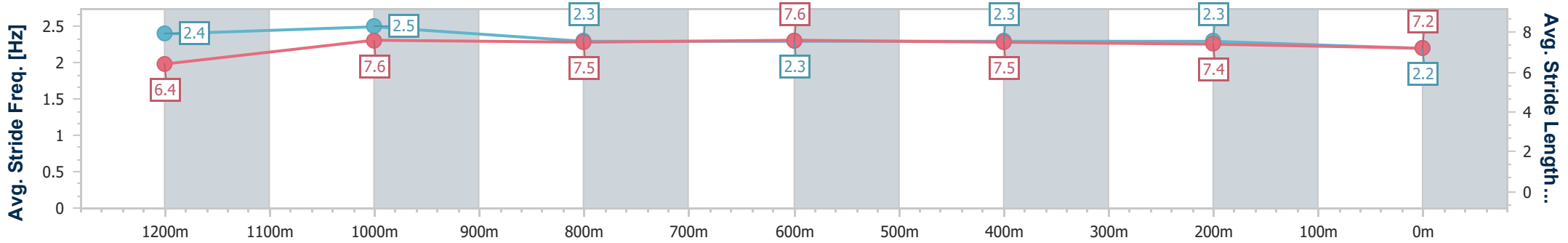
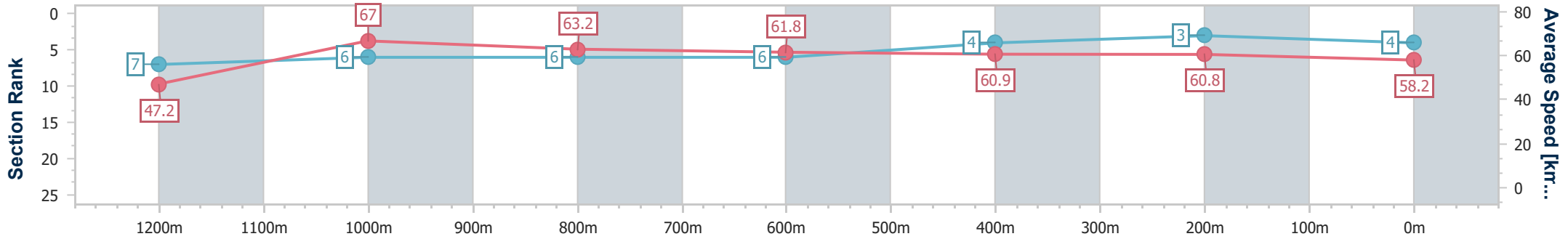
Race 4: THE CATON SCRAMBLE Maiden Plate - 1350m

18 October 2024 - 15:15



Track Rating: Good 4, Weather: Fine, Rail Position: +3m Entire

Section	Overall	1200m	1000m	800m	600m	400m	200m
Section Times	1:21.21 [4] (0:11.42)	1:09.79 [7] (0:10.74)	0:59.05 [6] (0:11.36)	0:47.69 [6] (0:11.66)	0:36.03 [6] (0:11.79)	0:24.24 [4] (0:11.87)	0:12.37 [3] (0:12.37)
Average Speed [km/h]	47.2	67.0	63.2	61.8	60.9	60.8	58.2
Top Speed [km/h]	63.9	68.7	65.2	62.2	62.2	62.1	59.4
Avg. Dist. to Rail [m]	1.0	0.7	0.4	0.7	0.8	1.6	4.3
Avg. Stride Freq. [Hz]	2.4	2.5	2.3	2.3	2.3	2.3	2.2
Avg. Stride Length [m]	6.4	7.6	7.5	7.6	7.5	7.4	7.2



- [] Ranking at each section and finish
- .-.- No data available at this section
- NA No data available



Horse/Jockey Name	Zougo Boss
Final Rank	5
Fastest Section Time (Section)	0:11.03 (1200m)
Top Speed [km/h] (Section)	67.0 (1200m)
Race State	Finished



Ipswich QLD Professional

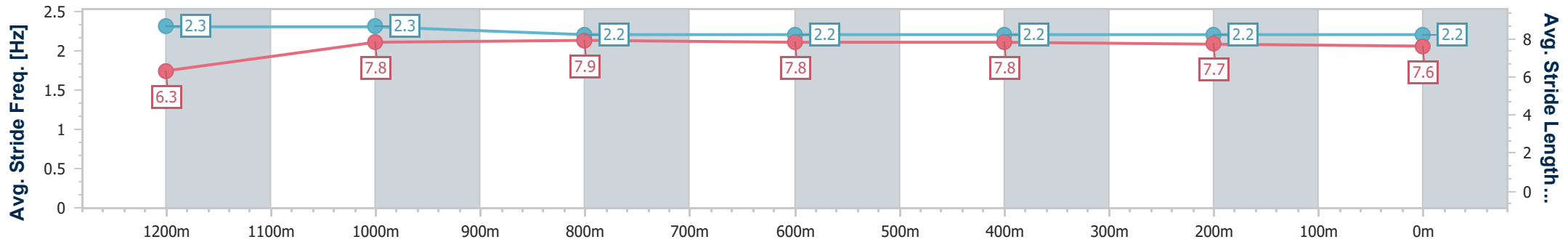
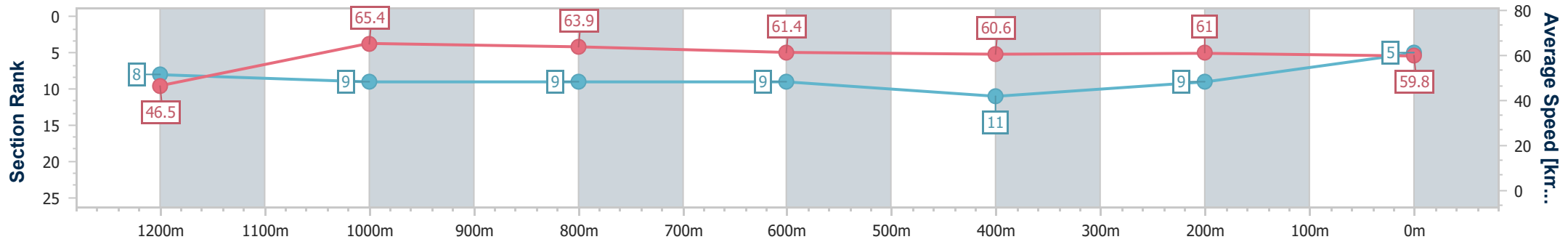
Race 4: THE CATON SCRAMBLE Maiden Plate - 1350m

18 October 2024 - 15:15



Track Rating: Good 4, Weather: Fine, Rail Position: +3m Entire

Section	Overall	1200m	1000m	800m	600m	400m	200m
Section Times	1:21.44 [5] (0:11.63)	1:09.81 [8] (0:11.03)	0:58.78 [9] (0:11.29)	0:47.49 [9] (0:11.68)	0:35.81 [9] (0:11.91)	0:23.90 [11] (0:11.87)	0:12.03 [9]
Average Speed [km/h]	46.5	65.4	63.9	61.4	60.6	61.0	59.8
Top Speed [km/h]	63.4	67.0	64.7	62.2	61.4	62.0	62.0
Avg. Dist. to Rail [m]	4.4	0.8	0.6	0.5	0.5	2.9	5.6
Avg. Stride Freq. [Hz]	2.3	2.3	2.2	2.2	2.2	2.2	2.2
Avg. Stride Length [m]	6.3	7.8	7.9	7.8	7.8	7.7	7.6



- [] Ranking at each section and finish
- .-.- No data available at this section
- NA No data available



Horse/Jockey Name	Allezbec
Final Rank	6
Fastest Section Time (Section)	0:10.98 (1200m)
Top Speed [km/h] (Section)	66.6 (1000m)
Race State	Finished



Ipswich QLD Professional

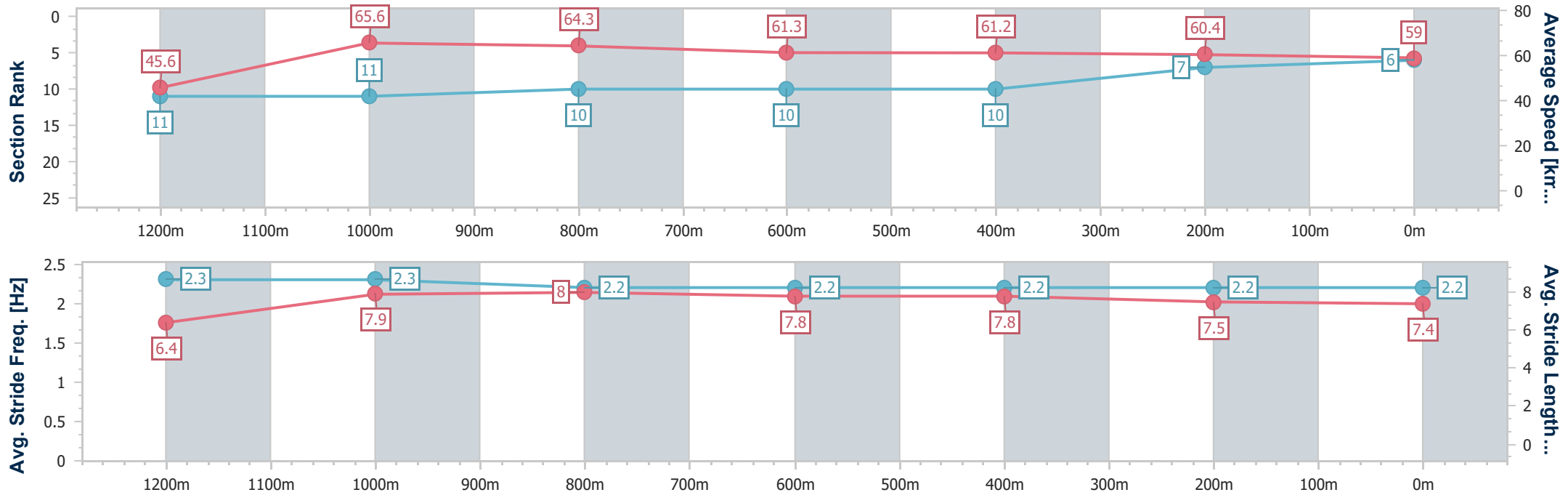
Race 4: THE CATON SCRAMBLE Maiden Plate - 1350m

18 October 2024 - 15:15



Track Rating: Good 4, Weather: Fine, Rail Position: +3m Entire

Section	Overall	1200m	1000m	800m	600m	400m	200m
Section Times	1:21.50 [6] (0:11.87)	1:09.63 [11] (0:10.98)	0:58.65 [11] (0:11.19)	0:47.46 [10] (0:11.66)	0:35.80 [10] (0:11.76)	0:24.04 [10] (0:11.83)	0:12.21 [7] (0:12.21)
Average Speed [km/h]	45.6	65.6	64.3	61.3	61.2	60.4	59.0
Top Speed [km/h]	63.3	66.2	66.6	61.9	61.3	61.5	60.3
Avg. Dist. to Rail [m]	1.2	0.3	0.4	1.1	1.0	1.2	0.4
Avg. Stride Freq. [Hz]	2.3	2.3	2.2	2.2	2.2	2.2	2.2
Avg. Stride Length [m]	6.4	7.9	8.0	7.8	7.8	7.5	7.4



- [] Ranking at each section and finish
- .-.- No data available at this section
- NA No data available



Horse/Jockey Name	Jorum
Final Rank	7
Fastest Section Time (Section)	0:11.02 (1200m)
Top Speed [km/h] (Section)	67.8 (1200m)
Race State	Finished



Ipswich QLD Professional

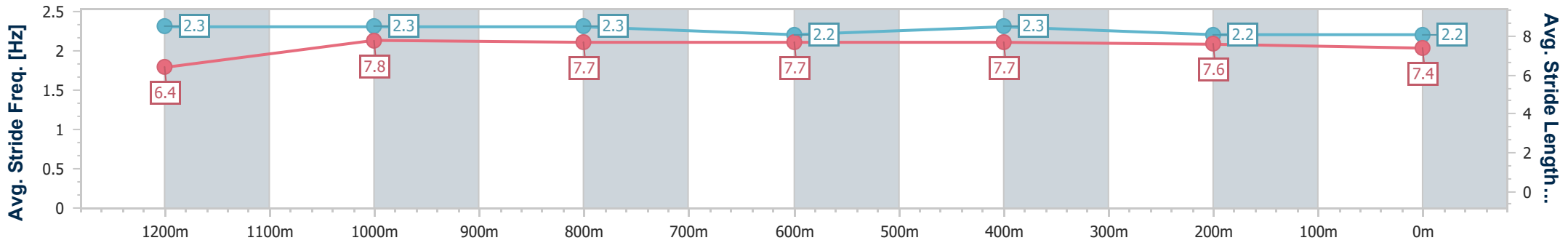
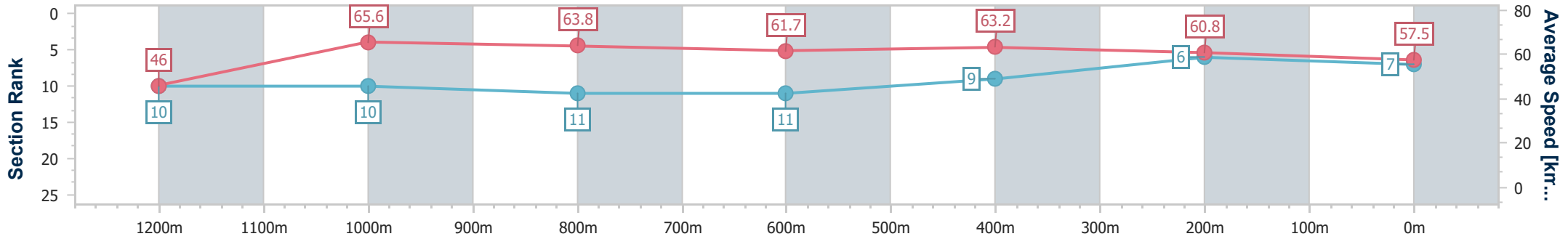
Race 4: THE CATON SCRAMBLE Maiden Plate - 1350m

18 October 2024 - 15:15



Track Rating: Good 4, Weather: Fine, Rail Position: +3m Entire

Section	Overall	1200m	1000m	800m	600m	400m	200m
Section Times	1:21.74 [7] (0:11.78)	1:09.96 [10] (0:11.02)	0:58.94 [10] (0:11.31)	0:47.63 [11] (0:11.69)	0:35.94 [11] (0:11.44)	0:24.50 [9] (0:11.96)	0:12.54 [6] (0:12.54)
Average Speed [km/h]	46.0	65.6	63.8	61.7	63.2	60.8	57.5
Top Speed [km/h]	64.0	67.8	67.8	63.6	64.0	62.3	60.1
Avg. Dist. to Rail [m]	7.9	1.5	1.4	0.6	1.1	3.4	4.5
Avg. Stride Freq. [Hz]	2.3	2.3	2.3	2.2	2.3	2.2	2.2
Avg. Stride Length [m]	6.4	7.8	7.7	7.7	7.7	7.6	7.4



- [] Ranking at each section and finish
- .-.- No data available at this section
- NA No data available



Horse/Jockey Name	Lady Lethan
Final Rank	8
Fastest Section Time (Section)	0:11.05 (1200m)
Top Speed [km/h] (Section)	66.5 (1200m)
Race State	Finished



Ipswich QLD Professional

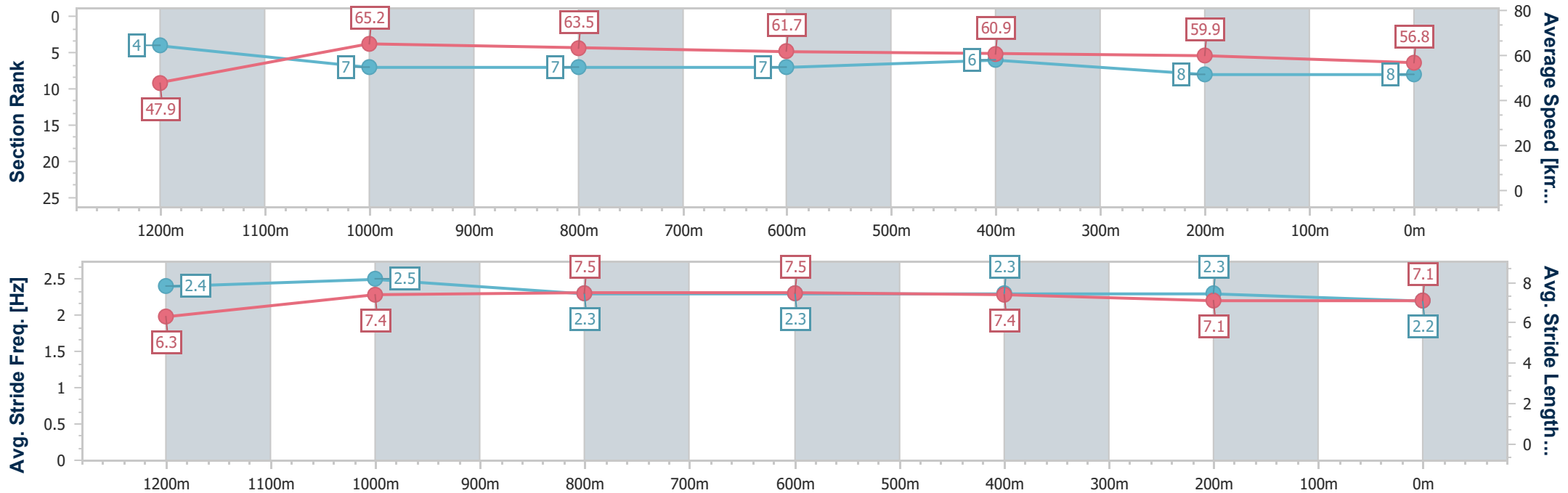
Race 4: THE CATON SCRAMBLE Maiden Plate - 1350m

18 October 2024 - 15:15



Track Rating: Good 4, Weather: Fine, Rail Position: +3m Entire

Section	Overall	1200m	1000m	800m	600m	400m	200m
Section Times	1:21.99 [8] (0:11.30)	1:10.69 [4] (0:11.05)	0:59.64 [7] (0:11.34)	0:48.30 [7] (0:11.64)	0:36.66 [7] (0:11.83)	0:24.83 [6] (0:12.16)	0:12.67 [8] (0:12.67)
Average Speed [km/h]	47.9	65.2	63.5	61.7	60.9	59.9	56.8
Top Speed [km/h]	66.5	66.5	64.6	62.1	61.5	60.5	60.0
Avg. Dist. to Rail [m]	8.4	3.0	0.6	0.5	0.5	2.3	2.8
Avg. Stride Freq. [Hz]	2.4	2.5	2.3	2.3	2.3	2.3	2.2
Avg. Stride Length [m]	6.3	7.4	7.5	7.5	7.4	7.1	7.1



- [] Ranking at each section and finish
- .-.- No data available at this section
- NA No data available



Horse/Jockey Name	Power Of Success
Final Rank	9
Fastest Section Time (Section)	0:10.59 (1200m)
Top Speed [km/h] (Section)	69.2 (1200m)
Race State	Finished



Ipswich QLD Professional

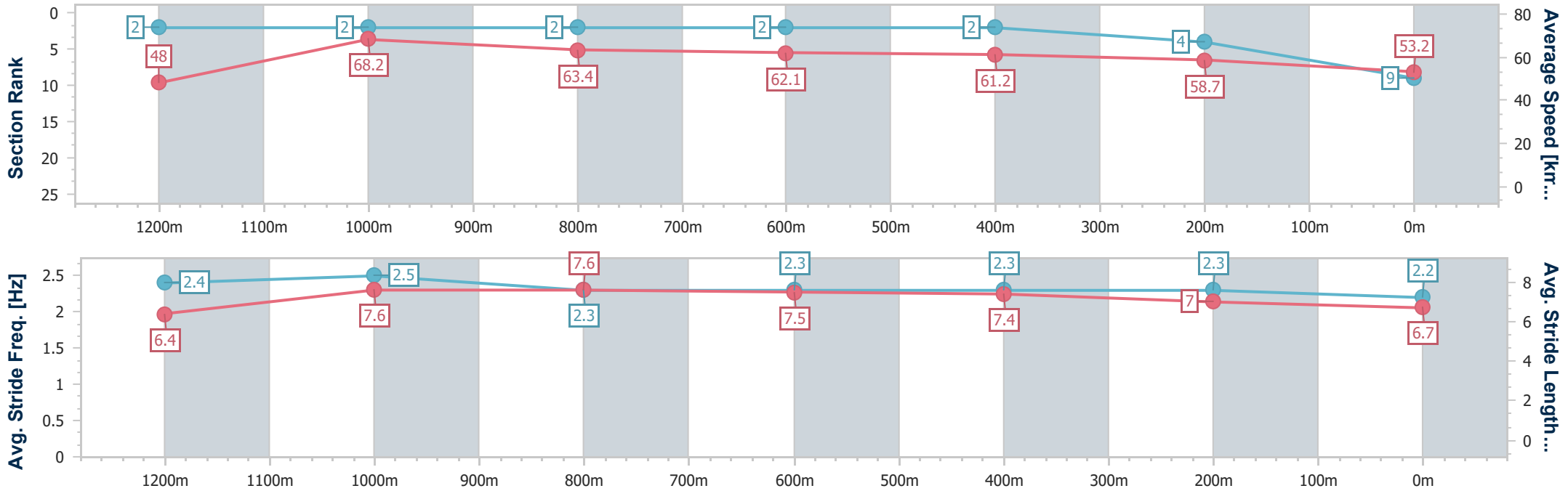
Race 4: THE CATON SCRAMBLE Maiden Plate - 1350m

18 October 2024 - 15:15



Track Rating: Good 4, Weather: Fine, Rail Position: +3m Entire

Section	Overall	1200m	1000m	800m	600m	400m	200m
Section Times	1:22.35 [9] (0:11.23)	1:11.12 [2] (0:10.59)	1:00.53 [2] (0:11.36)	0:49.17 [2] (0:11.61)	0:37.56 [2] (0:11.78)	0:25.78 [2] (0:12.30)	0:13.48 [4] (0:13.48)
Average Speed [km/h]	48.0	68.2	63.4	62.1	61.2	58.7	53.2
Top Speed [km/h]	67.7	69.2	66.2	63.0	61.6	60.8	56.7
Avg. Dist. to Rail [m]	5.9	1.9	0.7	0.1	0.1	0.8	2.2
Avg. Stride Freq. [Hz]	2.4	2.5	2.3	2.3	2.3	2.3	2.2
Avg. Stride Length [m]	6.4	7.6	7.6	7.5	7.4	7.0	6.7



- [] Ranking at each section and finish
- .-.- No data available at this section
- NA No data available



Horse/Jockey Name	She's My Lady
Final Rank	10
Fastest Section Time (Section)	0:10.69 (1200m)
Top Speed [km/h] (Section)	68.3 (1200m)
Race State	Finished



Ipswich QLD Professional

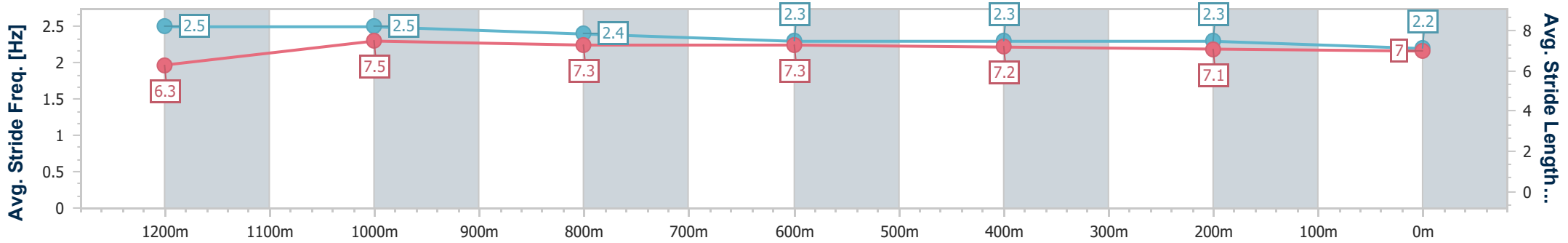
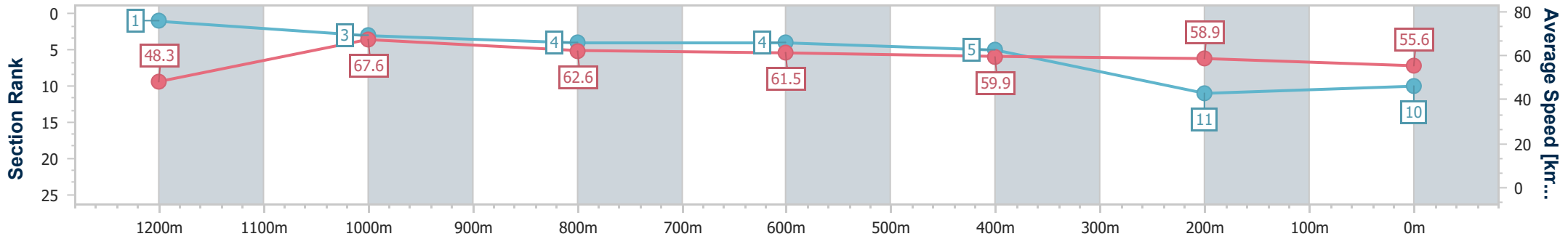
Race 4: THE CATON SCRAMBLE Maiden Plate - 1350m

18 October 2024 - 15:15



Track Rating: Good 4, Weather: Fine, Rail Position: +3m Entire

Section	Overall	1200m	1000m	800m	600m	400m	200m
Section Times	1:22.37 [10] (0:11.21)	1:11.16 [1] (0:10.69)	1:00.47 [3] (0:11.46)	0:49.01 [4] (0:11.71)	0:37.30 [4] (0:12.03)	0:25.27 [5] (0:12.33)	0:12.94 [11] (0:12.94)
Average Speed [km/h]	48.3	67.6	62.6	61.5	59.9	58.9	55.6
Top Speed [km/h]	67.5	68.3	65.7	62.9	61.5	60.2	58.3
Avg. Dist. to Rail [m]	7.6	2.5	0.4	0.2	0.4	2.1	1.3
Avg. Stride Freq. [Hz]	2.5	2.5	2.4	2.3	2.3	2.3	2.2
Avg. Stride Length [m]	6.3	7.5	7.3	7.3	7.2	7.1	7.0



- [] Ranking at each section and finish
- .-.- No data available at this section
- NA No data available



Horse/Jockey Name	Uncle Ian
Final Rank	11
Fastest Section Time (Section)	0:10.86 (1200m)
Top Speed [km/h] (Section)	67.4 (1200m)
Race State	Finished



Ipswich QLD Professional

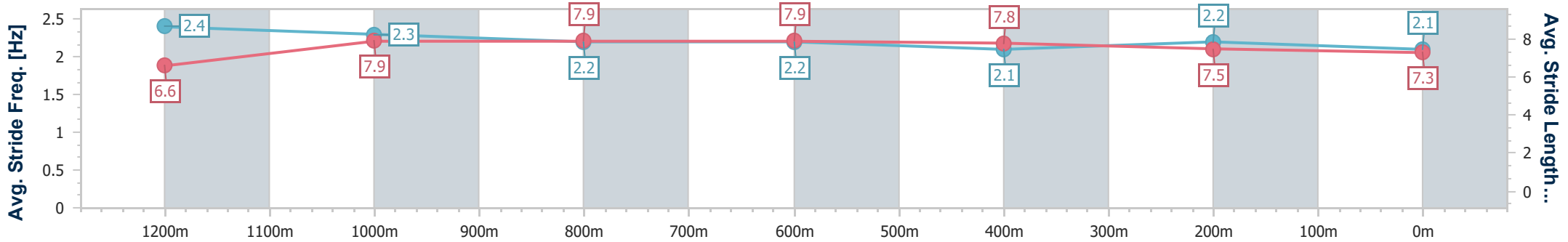
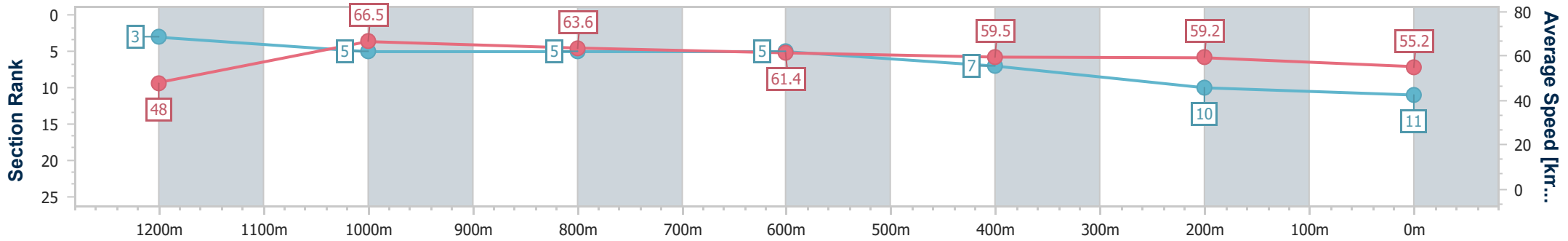
Race 4: THE CATON SCRAMBLE Maiden Plate - 1350m

18 October 2024 - 15:15



Track Rating: Good 4, Weather: Fine, Rail Position: +3m Entire

Section	Overall	1200m	1000m	800m	600m	400m	200m
Section Times	1:22.49 [11] (0:11.24)	1:11.25 [3] (0:10.86)	1:00.39 [5] (0:11.31)	0:49.08 [5] (0:11.70)	0:37.38 [5] (0:12.10)	0:25.28 [7] (0:12.20)	0:13.08 [10] (0:13.08)
Average Speed [km/h]	48.0	66.5	63.6	61.4	59.5	59.2	55.2
Top Speed [km/h]	67.4	67.4	65.7	62.2	60.7	60.2	58.5
Avg. Dist. to Rail [m]	2.0	0.7	0.4	0.3	0.3	0.5	0.5
Avg. Stride Freq. [Hz]	2.4	2.3	2.2	2.2	2.1	2.2	2.1
Avg. Stride Length [m]	6.6	7.9	7.9	7.9	7.8	7.5	7.3



- [] Ranking at each section and finish
- .-.- No data available at this section
- NA No data available