

Track Rating: Soft 5, Weather: Fine, Rail Position: +3m Entire

Section												Last 600m		
Field Times		Overall	1000m	800m	600m	400m	200m						0:34.51	
		1:04.09 (0:08.26)	0:55.83 (0:10.52)	0:45.31 (0:10.80)	0:34.51 (0:11.04)	0:23.47 (0:11.42)	0:12.05 (0:12.05)							
Rank	TAB	Horse/Jockey	Barrier	Top Speed [km/h]	Fastest Section							Margin	Distance Travelled [m]	
1	11	<b>KELLY'S LANDING</b> Justin Huxtable	8	69.8 1000m	0:08.26 Overall	1:04.09 [1] (0:08.26)	0:55.83 [1] (0:10.52)	0:45.31 [1] (0:10.80)	0:34.51 [1] (0:11.04)	0:23.47 [1] (0:11.42)	0:12.05 [1] (0:12.05)	1:04.09	0:34.51	
2	6	<b>LA PETITE MAISON</b> Ryan Maloney	1	69.4 1000m	0:08.38 Overall	1:04.35 [2] (0:08.38)	0:55.97 [2] (0:10.59)	0:45.38 [2] (0:10.79)	0:34.59 [2] (0:11.06)	0:23.53 [2] (0:11.35)	0:12.18 [2] (0:12.18)	1.56L	0:34.59	+2
3	1	<b>ANTONITO</b> Noel Callow	6	68.3 1000m	0:08.45 Overall	1:04.76 [3] (0:08.45)	0:56.31 [3] (0:10.62)	0:45.69 [3] (0:10.76)	0:34.93 [3] (0:11.10)	0:23.83 [3] (0:11.60)	0:12.23 [3] (0:12.23)	3.92L	0:34.93	-1
4	12	<b>LIZZIE'S GEM</b> Ryan Wiggins	3	69.5 1000m	0:08.81 Overall	1:05.25 [4] (0:08.81)	0:56.44 [8] (0:10.55)	0:45.89 [6] (0:10.62)	0:35.27 [4] (0:11.08)	0:24.19 [4] (0:11.74)	0:12.45 [4] (0:12.45)	6.85L	0:35.27	+0
5	5	<b>FLUDWAY</b> Micheal Hellyer	9	68.8 1000m	0:08.80 Overall	1:05.55 [5] (0:08.80)	0:56.75 [6] (0:10.73)	0:46.02 [8] (0:10.67)	0:35.35 [7] (0:11.15)	0:24.20 [6] (0:11.63)	0:12.57 [5] (0:12.57)	8.6L	0:35.35	+1
6	18	<b>UNLEASH</b> Karl Zechner	2	69.6 1000m	0:08.74 Overall	1:05.69 [6] (0:08.74)	0:56.95 [5] (0:10.58)	0:46.37 [5] (0:10.82)	0:35.55 [6] (0:11.13)	0:24.42 [5] (0:11.74)	0:12.68 [6] (0:12.68)	9.43L	0:35.55	-1
7	22	<b>WHISTLIN' RULER</b> Fiona Sandkuhl	7	68.6 1000m	0:08.53 Overall	1:05.85 [7] (0:08.53)	0:57.32 [4] (0:10.76)	0:46.56 [4] (0:10.73)	0:35.83 [5] (0:11.37)	0:24.46 [7] (0:11.90)	0:12.56 [7] (0:12.56)	10.38L	0:35.83	+5
8	15	<b>DIAMOND WITNESS</b> Kenji Yoshida	10	68.9 1000m	0:08.80 Overall	1:05.91 [8] (0:08.80)	0:57.11 [7] (0:10.72)	0:46.39 [7] (0:10.78)	0:35.61 [8] (0:11.30)	0:24.31 [8] (0:11.77)	0:12.54 [8] (0:12.54)	10.71L	0:35.61	+3
9	14	<b>APOLLO TEN</b> Rob Thorburn	5	69.2 1000m	0:09.20 Overall	1:07.00 [9] (0:09.20)	0:57.80 [9] (0:10.59)	0:47.21 [9] (0:10.71)	0:36.50 [9] (0:11.11)	0:25.39 [9] (0:11.90)	0:13.49 [9] (0:13.49)	17.11L	0:36.50	-3

Scratched: Hi Jules (#10), Tereshkova (#21), Champinsky (#19), Coltman (#20), Kelanoa (#17), Laser Beam (#16), No Name Frank (#7), Taltarni Fields (#9), Scribble (#8), Cryptic Prism (#4), Sultry Siren (#13),



Horse/Jockey Name	Kelly's Landing
Final Rank	1
Fastest Section Time (Section)	0:08.26 (Overall)
Top Speed [km/h] (Section)	69.8 (1000m)
Race State	Finished



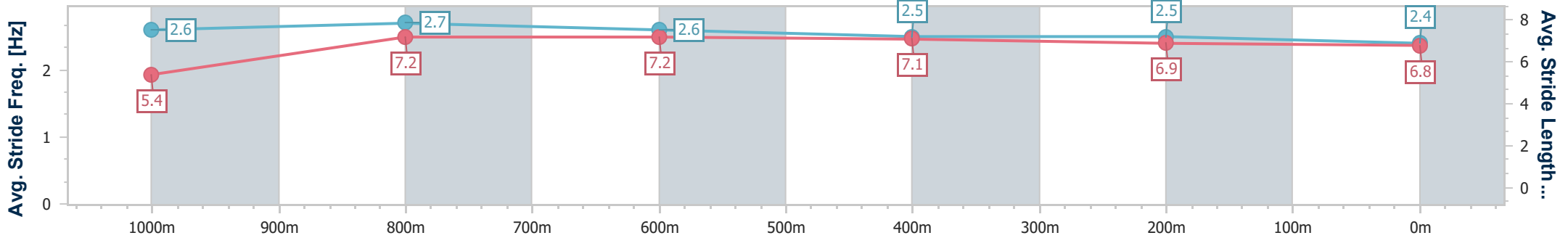
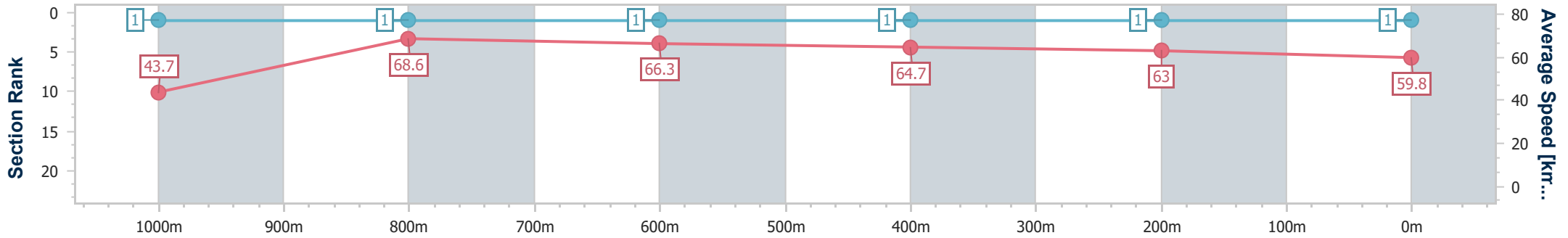
Ipswich QLD Professional  
 Race 5: CROWNE REAL ESTATE GEOFF & ALLEY Class 1  
 Plate - 1100m



18 October 2024 - 15:55

Track Rating: Soft 5, Weather: Fine, Rail Position: +3m Entire

Section	Overall	1000m	800m	600m	400m	200m
Section Times	1:04.09 [1] (0:08.26)	0:55.83 [1] (0:10.52)	0:45.31 [1] (0:10.80)	0:34.51 [1] (0:11.04)	0:23.47 [1] (0:11.42)	0:12.05 [1] (0:12.05)
Average Speed [km/h]	43.7	68.6	66.3	64.7	63.0	59.8
Top Speed [km/h]	67.2	69.8	67.4	65.9	64.3	62.3
Avg. Dist. to Rail [m]	8.6	1.3	1.4	1.2	0.9	2.4
Avg. Stride Freq. [Hz]	2.6	2.7	2.6	2.5	2.5	2.4
Avg. Stride Length [m]	5.4	7.2	7.2	7.1	6.9	6.8



- [ ] Ranking at each section and finish
- .-.- No data available at this section
- NA No data available



Horse/Jockey Name	La Petite Maison
Final Rank	2
Fastest Section Time (Section)	0:08.38 (Overall)
Top Speed [km/h] (Section)	69.4 (1000m)
Race State	Finished



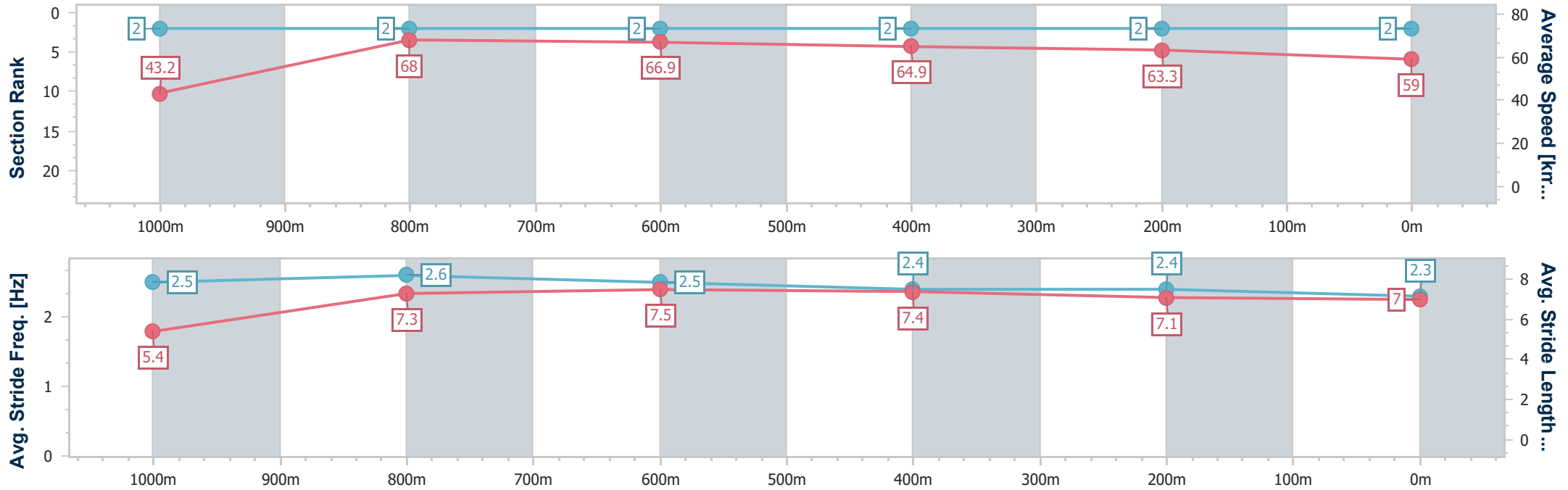
Ipswich QLD Professional  
 Race 5: CROWNE REAL ESTATE GEOFF & ALLEY Class 1  
 Plate - 1100m



18 October 2024 - 15:55

Track Rating: Soft 5, Weather: Fine, Rail Position: +3m Entire

Section	Overall	1000m	800m	600m	400m	200m
Section Times	1:04.35 [2] (0:08.38)	0:55.97 [2] (0:10.59)	0:45.38 [2] (0:10.79)	0:34.59 [2] (0:11.06)	0:23.53 [2] (0:11.35)	0:12.18 [2] (0:12.18)
Average Speed [km/h]	43.2	68.0	66.9	64.9	63.3	59.0
Top Speed [km/h]	65.9	69.4	68.4	65.5	64.4	62.5
Avg. Dist. to Rail [m]	4.3	1.0	0.4	0.5	0.8	3.0
Avg. Stride Freq. [Hz]	2.5	2.6	2.5	2.4	2.4	2.3
Avg. Stride Length [m]	5.4	7.3	7.5	7.4	7.1	7.0



- [ ] Ranking at each section and finish
- .-.- No data available at this section
- NA No data available



Horse/Jockey Name	Antonito
Final Rank	3
Fastest Section Time (Section)	0:08.45 (Overall)
Top Speed [km/h] (Section)	68.3 (1000m)
Race State	Finished



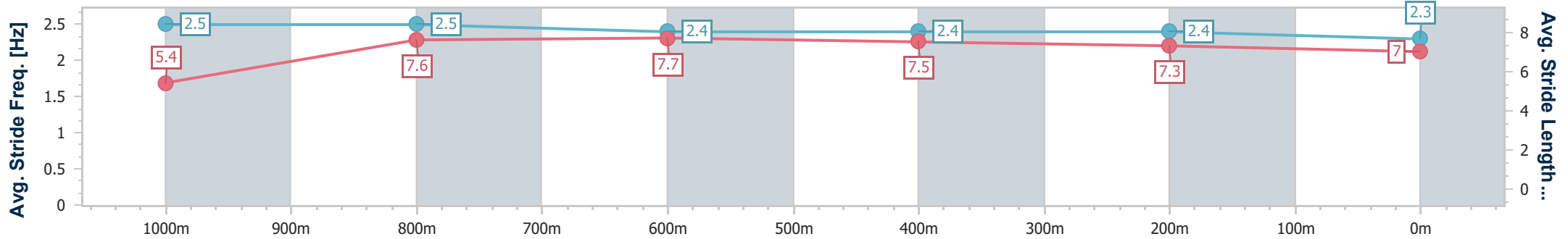
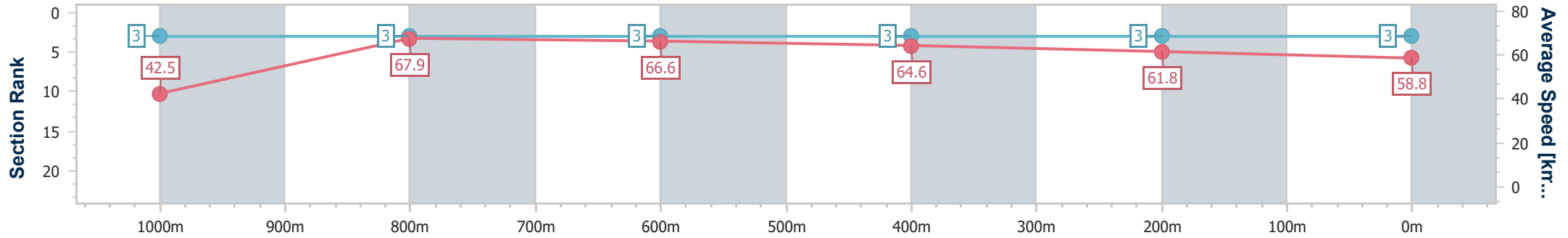
Ipswich QLD Professional  
Race 5: CROWNE REAL ESTATE GEOFF & ALLEY Class 1  
Plate - 1100m



18 October 2024 - 15:55

Track Rating: Soft 5, Weather: Fine, Rail Position: +3m Entire

Section	Overall	1000m	800m	600m	400m	200m
Section Times	1:04.76 [3] (0:08.45)	0:56.31 [3] (0:10.62)	0:45.69 [3] (0:10.76)	0:34.93 [3] (0:11.10)	0:23.83 [3] (0:11.60)	0:12.23 [3] (0:12.23)
Average Speed [km/h]	42.5	67.9	66.6	64.6	61.8	58.8
Top Speed [km/h]	65.9	68.3	68.2	65.9	62.8	60.6
Avg. Dist. to Rail [m]	5.6	0.8	1.2	0.8	1.1	0.8
Avg. Stride Freq. [Hz]	2.5	2.5	2.4	2.4	2.4	2.3
Avg. Stride Length [m]	5.4	7.6	7.7	7.5	7.3	7.0



- [ ] Ranking at each section and finish
- .-.- No data available at this section
- NA No data available



Horse/Jockey Name	Lizzie's Gem
Final Rank	4
Fastest Section Time (Section)	0:08.81 (Overall)
Top Speed [km/h] (Section)	69.5 (1000m)
Race State	Finished



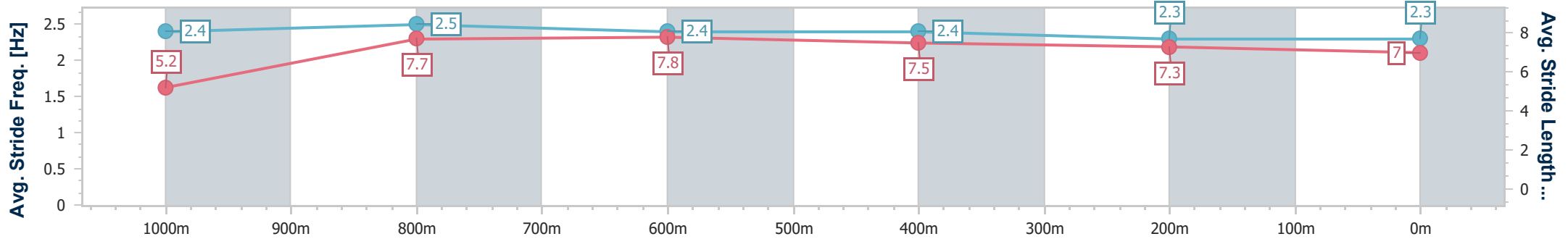
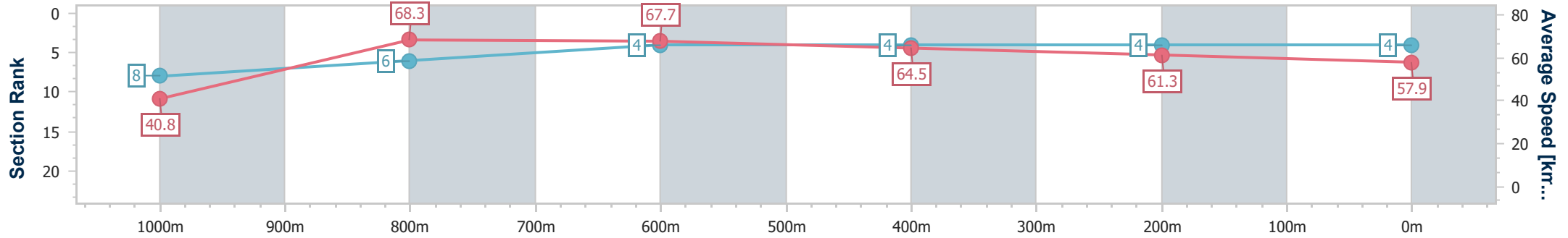
Ipswich QLD Professional  
Race 5: CROWNE REAL ESTATE GEOFF & ALLEY Class 1  
Plate - 1100m



18 October 2024 - 15:55

Track Rating: Soft 5, Weather: Fine, Rail Position: +3m Entire

Section	Overall	1000m	800m	600m	400m	200m
Section Times	1:05.25 [4] (0:08.81)	0:56.44 [8] (0:10.55)	0:45.89 [6] (0:10.62)	0:35.27 [4] (0:11.08)	0:24.19 [4] (0:11.74)	0:12.45 [4] (0:12.45)
Average Speed [km/h]	40.8	68.3	67.7	64.5	61.3	57.9
Top Speed [km/h]	66.3	69.5	68.7	66.5	64.0	59.5
Avg. Dist. to Rail [m]	4.2	0.5	0.9	1.0	0.9	3.0
Avg. Stride Freq. [Hz]	2.4	2.5	2.4	2.4	2.3	2.3
Avg. Stride Length [m]	5.2	7.7	7.8	7.5	7.3	7.0



- [ ] Ranking at each section and finish
- .-.- No data available at this section
- NA No data available



Horse/Jockey Name	Fludway
Final Rank	5
Fastest Section Time (Section)	0:08.80 (Overall)
Top Speed [km/h] (Section)	68.8 (1000m)
Race State	Finished



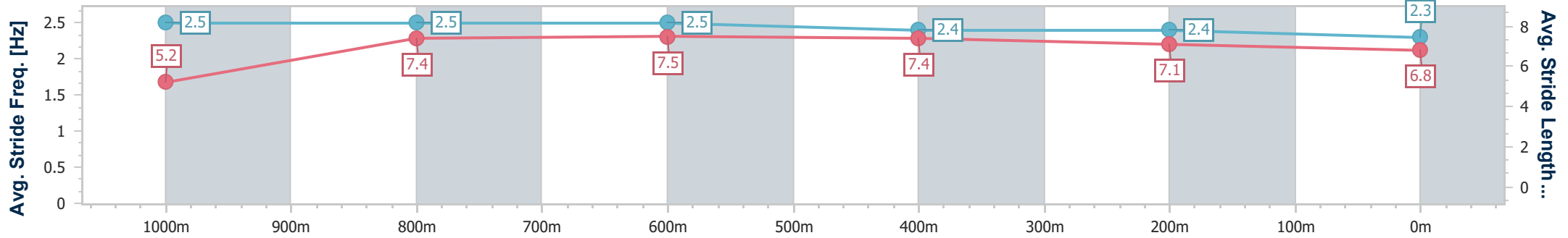
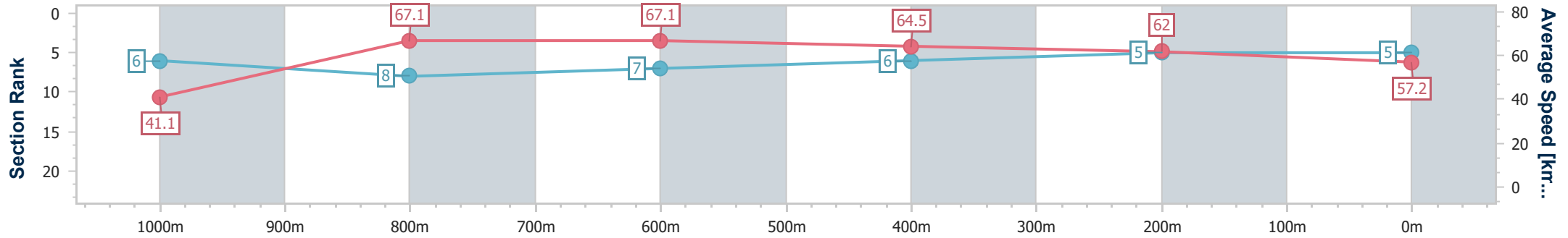
Ipswich QLD Professional  
Race 5: CROWNE REAL ESTATE GEOFF & ALLEY Class 1  
Plate - 1100m



18 October 2024 - 15:55

Track Rating: Soft 5, Weather: Fine, Rail Position: +3m Entire

Section	Overall	1000m	800m	600m	400m	200m
Section Times	1:05.55 [5] (0:08.80)	0:56.75 [6] (0:10.73)	0:46.02 [8] (0:10.67)	0:35.35 [7] (0:11.15)	0:24.20 [6] (0:11.63)	0:12.57 [5] (0:12.57)
Average Speed [km/h]	41.1	67.1	67.1	64.5	62.0	57.2
Top Speed [km/h]	64.6	68.8	68.4	66.1	63.0	59.9
Avg. Dist. to Rail [m]	7.3	0.9	0.7	0.4	0.8	4.2
Avg. Stride Freq. [Hz]	2.5	2.5	2.5	2.4	2.4	2.3
Avg. Stride Length [m]	5.2	7.4	7.5	7.4	7.1	6.8



- [ ] Ranking at each section and finish
- .-.- No data available at this section
- NA No data available



Horse/Jockey Name	Unleash
Final Rank	6
Fastest Section Time (Section)	0:08.74 (Overall)
Top Speed [km/h] (Section)	69.6 (1000m)
Race State	Finished



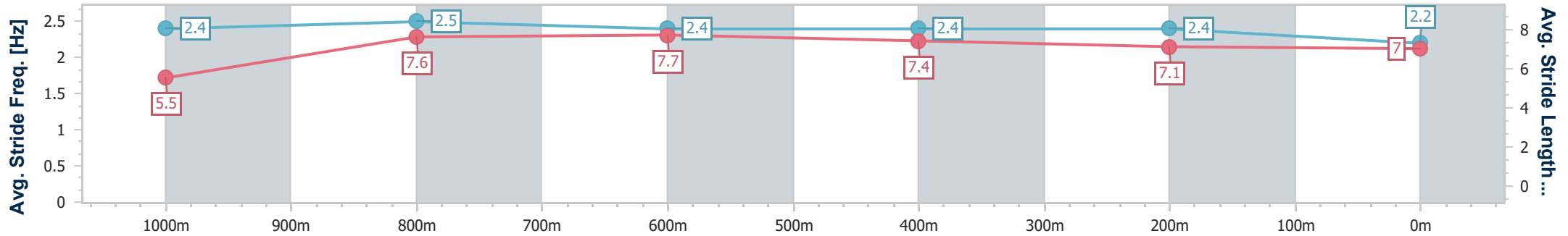
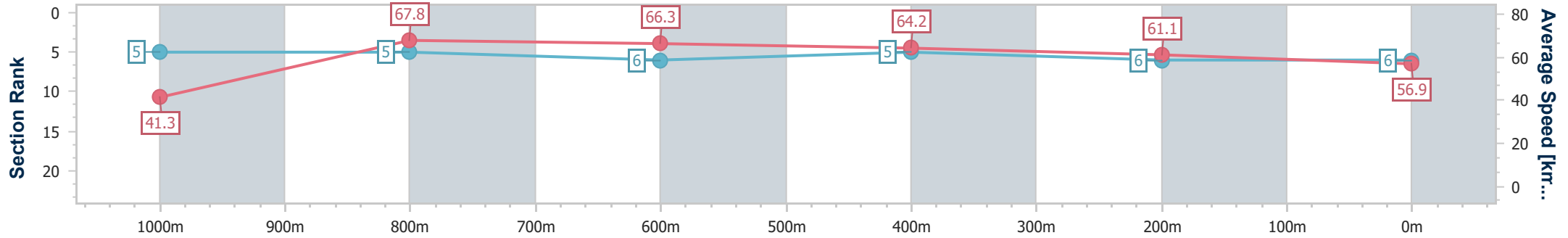
Ipswich QLD Professional  
Race 5: CROWNE REAL ESTATE GEOFF & ALLEY Class 1  
Plate - 1100m



18 October 2024 - 15:55

Track Rating: Soft 5, Weather: Fine, Rail Position: +3m Entire

Section	Overall	1000m	800m	600m	400m	200m
Section Times	1:05.69 [6] (0:08.74)	0:56.95 [5] (0:10.58)	0:46.37 [5] (0:10.82)	0:35.55 [6] (0:11.13)	0:24.42 [5] (0:11.74)	0:12.68 [6] (0:12.68)
Average Speed [km/h]	41.3	67.8	66.3	64.2	61.1	56.9
Top Speed [km/h]	65.7	69.6	67.4	65.8	62.4	60.0
Avg. Dist. to Rail [m]	4.4	0.7	1.4	1.2	0.9	2.1
Avg. Stride Freq. [Hz]	2.4	2.5	2.4	2.4	2.4	2.2
Avg. Stride Length [m]	5.5	7.6	7.7	7.4	7.1	7.0



- [ ] Ranking at each section and finish
- .-.- No data available at this section
- NA No data available



Horse/Jockey Name	Whistlin' Ruler
Final Rank	7
Fastest Section Time (Section)	0:08.53 (Overall)
Top Speed [km/h] (Section)	68.6 (1000m)
Race State	Finished



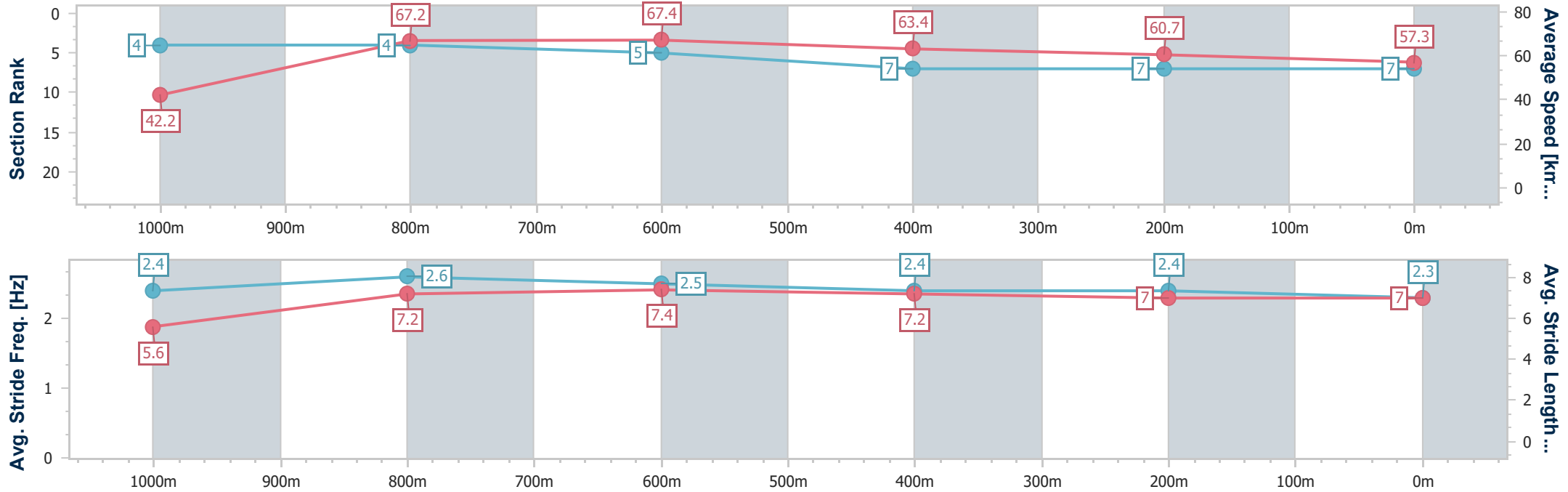
Ipswich QLD Professional  
 Race 5: CROWNE REAL ESTATE GEOFF & ALLEY Class 1  
 Plate - 1100m



18 October 2024 - 15:55

Track Rating: Soft 5, Weather: Fine, Rail Position: +3m Entire

Section	Overall	1000m	800m	600m	400m	200m
Section Times	1:05.85 [7] (0:08.53)	0:57.32 [4] (0:10.76)	0:46.56 [4] (0:10.73)	0:35.83 [5] (0:11.37)	0:24.46 [7] (0:11.90)	0:12.56 [7] (0:12.56)
Average Speed [km/h]	42.2	67.2	67.4	63.4	60.7	57.3
Top Speed [km/h]	63.5	68.6	68.4	65.7	62.0	59.5
Avg. Dist. to Rail [m]	7.5	2.4	1.1	0.7	1.6	5.2
Avg. Stride Freq. [Hz]	2.4	2.6	2.5	2.4	2.4	2.3
Avg. Stride Length [m]	5.6	7.2	7.4	7.2	7.0	7.0



- [ ] Ranking at each section and finish
- .-.- No data available at this section
- NA No data available





Horse/Jockey Name	Diamond Witness
Final Rank	8
Fastest Section Time (Section)	0:08.80 (Overall)
Top Speed [km/h] (Section)	68.9 (1000m)
Race State	Finished



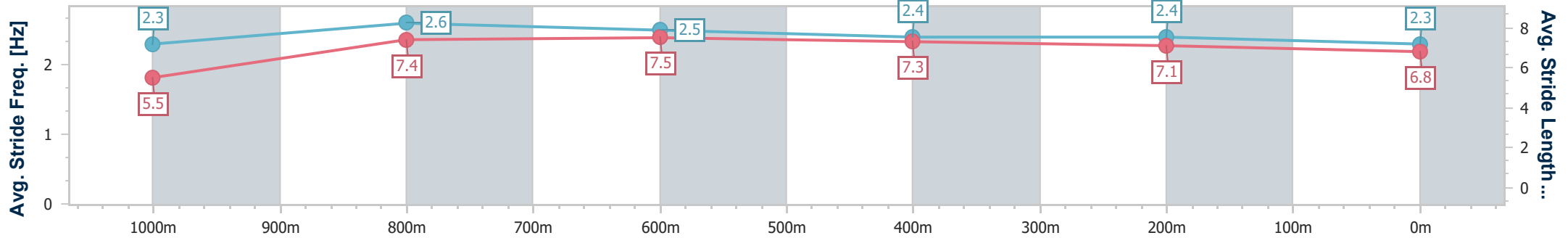
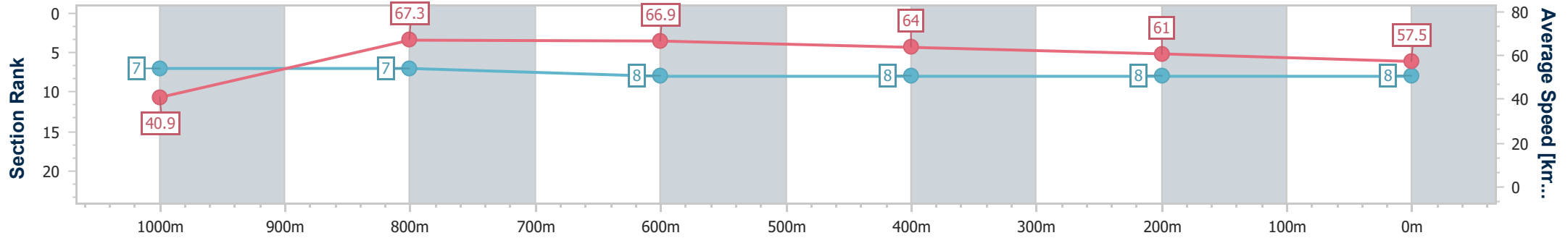
Ipswich QLD Professional  
Race 5: CROWNE REAL ESTATE GEOFF & ALLEY Class 1  
Plate - 1100m



18 October 2024 - 15:55

Track Rating: Soft 5, Weather: Fine, Rail Position: +3m Entire

Section	Overall	1000m	800m	600m	400m	200m
Section Times	1:05.91 [8] (0:08.80)	0:57.11 [7] (0:10.72)	0:46.39 [7] (0:10.78)	0:35.61 [8] (0:11.30)	0:24.31 [8] (0:11.77)	0:12.54 [8] (0:12.54)
Average Speed [km/h]	40.9	67.3	66.9	64.0	61.0	57.5
Top Speed [km/h]	63.5	68.9	68.1	66.0	62.7	60.2
Avg. Dist. to Rail [m]	9.1	1.1	0.9	0.6	0.5	3.5
Avg. Stride Freq. [Hz]	2.3	2.6	2.5	2.4	2.4	2.3
Avg. Stride Length [m]	5.5	7.4	7.5	7.3	7.1	6.8



- [ ] Ranking at each section and finish
- .-.- No data available at this section
- NA No data available



Horse/Jockey Name	Apollo Ten
Final Rank	9
Fastest Section Time (Section)	0:09.20 (Overall)
Top Speed [km/h] (Section)	69.2 (1000m)
Race State	Finished



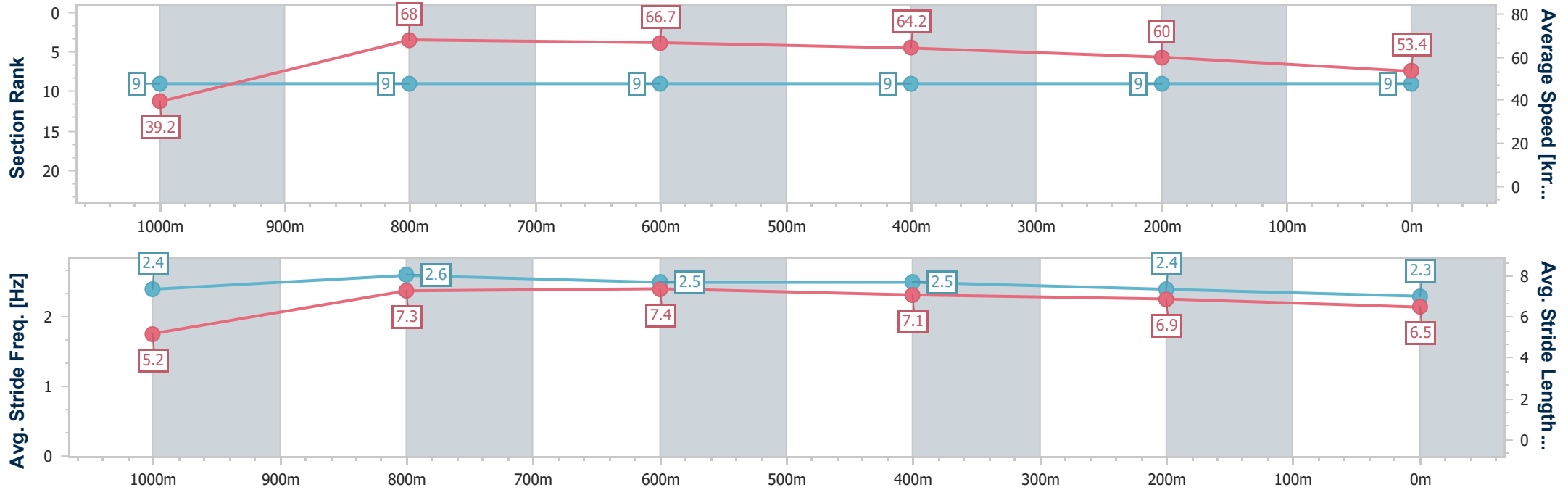
Ipswich QLD Professional  
 Race 5: CROWNE REAL ESTATE GEOFF & ALLEY Class 1  
 Plate - 1100m



18 October 2024 - 15:55

Track Rating: Soft 5, Weather: Fine, Rail Position: +3m Entire

Section	Overall	1000m	800m	600m	400m	200m
Section Times	1:07.00 [9] (0:09.20)	0:57.80 [9] (0:10.59)	0:47.21 [9] (0:10.71)	0:36.50 [9] (0:11.11)	0:25.39 [9] (0:11.90)	0:13.49 [9] (0:13.49)
Average Speed [km/h]	39.2	68.0	66.7	64.2	60.0	53.4
Top Speed [km/h]	65.2	69.2	68.5	66.7	61.9	57.7
Avg. Dist. to Rail [m]	6.1	1.0	1.5	2.0	1.7	0.7
Avg. Stride Freq. [Hz]	2.4	2.6	2.5	2.5	2.4	2.3
Avg. Stride Length [m]	5.2	7.3	7.4	7.1	6.9	6.5



- [ ] Ranking at each section and finish
- .-.- No data available at this section
- NA No data available