

Track Rating: Good 4, Weather: Fine, Rail Position: +3m Entire

Section														
Field Times		Overall	1400m	1200m	1000m	800m	600m	400m	Last 600m					
		1:42.93 (0:18.78)	1:24.15 (0:12.18)	1:11.97 (0:11.86)	1:00.11 (0:12.04)	0:48.07 (0:12.01)	0:36.06 (0:11.78)	0:24.28 (0:11.98)	0:36.06					
Rank	TAB	Horse/Jockey	Barrier	Top Speed [km/h]	Fastest Section								Distance Travelled [m]	
1	15	TWISTED MISTRESS Jason Taylor	3	64.7	0:11.63	1:42.93 [1] (0:19.22)	1:23.71 [4] (0:11.97)	1:11.74 [4] (0:11.63)	1:00.11 [1] (0:12.04)	0:48.07 [1] (0:12.01)	0:36.06 [1] (0:11.78)	0:24.28 [1] (0:11.98)	0:36.06	
2	3	MISS CHENERY James Orman	5	63.7	0:11.54	1:43.24 [2] (0:19.73)	1:23.51 [8] (0:12.01)	1:11.50 [8] (0:12.27)	0:59.23 [8] (0:12.20)	0:47.03 [8] (0:11.87)	0:35.16 [8] (0:11.54)	0:23.62 [8] (0:11.64)	0:35.16	+12
3	9	FLYING BAT Kirk Matheson	10	66.4	0:11.52	1:43.40 [3] (0:18.78)	1:24.62 [1] (0:12.21)	1:12.41 [2] (0:12.02)	1:00.39 [2] (0:12.22)	0:48.17 [2] (0:12.16)	0:36.01 [3] (0:11.52)	0:24.49 [3] (0:11.88)	0:36.01	-1
4	6	PICADOR Angela Jones	1	62.8	0:11.60	1:43.66 [4] (0:19.58)	1:24.08 [6] (0:11.90)	1:12.18 [6] (0:12.20)	0:59.98 [6] (0:12.27)	0:47.71 [7] (0:11.99)	0:35.72 [7] (0:11.60)	0:24.12 [7] (0:11.85)	0:35.72	+1
5	8	BLUEPRINT Michael Murphy	6	63.9	0:11.69	1:43.72 [5] (0:19.50)	1:24.22 [5] (0:11.83)	1:12.39 [5] (0:12.03)	1:00.36 [5] (0:12.29)	0:48.07 [5] (0:11.87)	0:36.20 [4] (0:11.69)	0:24.51 [4] (0:12.01)	0:36.20	+4
6	13	JENNY'S ROSE Karl Zechner	7	63.8	0:11.48	1:43.81 [6] (0:19.80)	1:24.01 [9] (0:12.19)	1:11.82 [10] (0:12.33)	0:59.49 [10] (0:12.10)	0:47.39 [10] (0:11.89)	0:35.50 [10] (0:11.48)	0:24.02 [10] (0:11.79)	0:35.50	+9
7	1	WARRANT Ryan Maloney	9	63.2	0:11.51	1:43.84 [7] (0:18.95)	1:24.89 [3] (0:12.01)	1:12.88 [1] (0:12.11)	1:00.77 [3] (0:12.36)	0:48.41 [3] (0:11.95)	0:36.46 [2] (0:11.51)	0:24.95 [2] (0:12.20)	0:36.46	+5
8	2	ACES UP Samantha Collett	2	63.3	0:11.54	1:44.24 [8] (0:19.69)	1:24.55 [7] (0:11.93)	1:12.62 [7] (0:12.08)	1:00.54 [7] (0:12.19)	0:48.35 [6] (0:11.89)	0:36.46 [6] (0:11.54)	0:24.92 [5] (0:12.18)	0:36.46	+4
9	10	BOVIDAE Justin Stanley	4	63.6	0:11.73	1:44.85 [9] (0:18.87)	1:25.98 [2] (0:12.24)	1:13.74 [3] (0:12.20)	1:01.54 [4] (0:12.32)	0:49.22 [4] (0:12.02)	0:37.20 [5] (0:11.73)	0:25.47 [6] (0:12.23)	0:37.20	-1
10	18	READY TO THUNDER Rob Thorburn	8	63.5	0:11.56	1:44.88 [10] (0:20.09)	1:24.79 [11] (0:11.80)	1:12.99 [9] (0:12.15)	1:00.84 [9] (0:12.19)	0:48.65 [9] (0:11.97)	0:36.68 [9] (0:11.56)	0:25.12 [9] (0:12.08)	0:36.68	+3

Scratched: Grandcoeur (#14), Gleeilly (#17), Amalgamation (#5), You Kay Squeeze (#4), Cygnet River (#20), Onomatopoeia (#12), Dupont (#11), Super Fair (#16), Smokin' De Quo (#7)



Ipswich QLD Professional

Race 6: GREAT NORTHERN Class 1 Handicap - 1680m

18 October 2024 - 16:34



Track Rating: Good 4, Weather: Fine, Rail Position: +3m Entire

Section	Overall	1400m	1200m	1000m	800m	600m	400m	Last 600m
Field Times	1:42.93 (0:18.78)	1:24.15 (0:12.18)	1:11.97 (0:11.86)	1:00.11 (0:12.04)	0:48.07 (0:12.01)	0:36.06 (0:11.78)	0:24.28 (0:11.98)	0:36.06

Rank	TAB	Horse/Jockey	Barrier	Top Speed [km/h]	Fastest Section	Overall	1400m	1200m	1000m	800m	600m	400m	Last 600m	Distance Travelled [m]
11	19	RUDIMENTARY	11	62.7	0:11.66	1:44.92 [11]	1:24.91 [10]	1:12.82 [11]	1:00.42 [11]	0:48.44 [11]	0:36.47 [11]	0:24.81 [11]	0:36.47	+1
		Fiona Sandkuhl		600m	600m	(0:20.01)	(0:12.09)	(0:12.40)	(0:11.98)	(0:11.97)	(0:11.66)	(0:12.15)		

Scratched: Grandcoeur (#14), Gleeilly (#17), Amalgamation (#5), You Kay Squeeze (#4), Cygnet River (#20), Onomatopoeia (#12), Dupont (#11), Super Fair (#16), Smokin' De Quo (#7)



Ipswich QLD Professional

Race 6: GREAT NORTHERN Class 1 Handicap - 1680m

18 October 2024 - 16:34



Track Rating: Good 4, Weather: Fine, Rail Position: +3m Entire

Section				200m				Last 600m	
Field Times				0:12.30 (0:12.30)				0:36.06	
Rank	TAB	Horse/Jockey	Barrier	Top Speed [km/h]	Fastest Section	Margin			Distance Travelled [m]
1	15	TWISTED MISTRESS Jason Taylor	3	64.7 Overall	0:11.63 1200m	0:12.30 [1] (0:12.30)	1:42.93		0:36.06
2	3	MISS CHENERY James Orman	5	63.7 600m	0:11.54 600m	0:11.98 [5] (0:11.98)	1.82L		0:35.16 +12
3	9	FLYING BAT Kirk Matheson	10	66.4 Overall	0:11.52 600m	0:12.61 [2] (0:12.61)	2.75L		0:36.01 -1
4	6	PICADOR Angela Jones	1	62.8 600m	0:11.60 600m	0:12.27 [6] (0:12.27)	4.31L		0:35.72 +1
5	8	BLUEPRINT Michael Murphy	6	63.9 Overall	0:11.69 600m	0:12.50 [4] (0:12.50)	4.67L		0:36.20 +4
6	13	JENNY'S ROSE Karl Zechner	7	63.8 600m	0:11.48 600m	0:12.23 [8] (0:12.23)	5.21L		0:35.50 +9
7	1	WARRANT Ryan Maloney	9	63.2 Overall	0:11.51 600m	0:12.75 [3] (0:12.75)	5.37L		0:36.46 +5
8	2	ACES UP Samantha Collett	2	63.3 600m	0:11.54 600m	0:12.74 [7] (0:12.74)	7.7L		0:36.46 +4
9	10	BOVIDAE Justin Stanley	4	63.6 Overall	0:11.73 600m	0:13.24 [9] (0:13.24)	11.29L		0:37.20 -1
10	18	READY TO THUNDER Rob Thorburn	8	63.5 1400m	0:11.56 600m	0:13.04 [10] (0:13.04)	11.51L		0:36.68 +3

Scratched: Grandcoeur (#14), Gleeilly (#17), Amalgamation (#5), You Kay Squeeze (#4), Cygnet River (#20), Onomatopoeia (#12), Dupont (#11), Super Fair (#16), Smokin' De Quo (#7)

[] Ranking at each section and finish
 -:-:- No data available at this section
 NA No data available

SCN Saddle cloth number
 DNF Did not finish
 DNT Did not track



Ipswich QLD Professional

Race 6: GREAT NORTHERN Class 1 Handicap - 1680m

18 October 2024 - 16:34



Track Rating: Good 4, Weather: Fine, Rail Position: +3m Entire

Section				200m				Last 600m		
Field Times				0:12.30 (0:12.30)				0:36.06		
Rank	TAB	Horse/Jockey	Barrier	Top Speed [km/h]	Fastest Section	Margin			Distance Travelled [m]	
11	19	RUDIMENTARY	11	62.7	0:11.66	0:12.66 [11]	11.73L		0:36.47	+1
		Fiona Sandkuhl		600m	600m	(0:12.66)				

Scratched: Grandcoeur (#14), Gleeilly (#17), Amalgamation (#5), You Kay Squeeze (#4), Cygnet River (#20), Onomatopoeia (#12), Dupont (#11), Super Fair (#16), Smokin' De Quo (#7)

[] Ranking at each section and finish
 -:-:-:- No data available at this section
 NA No data available

SCN Saddle cloth number
 DNF Did not finish
 DNT Did not track



Horse/Jockey Name	Twisted Mistress
Final Rank	1
Fastest Section Time (Section)	0:11.63 (1200m)
Top Speed [km/h] (Section)	64.7 (Overall)
Race State	Finished



Ipswich QLD Professional

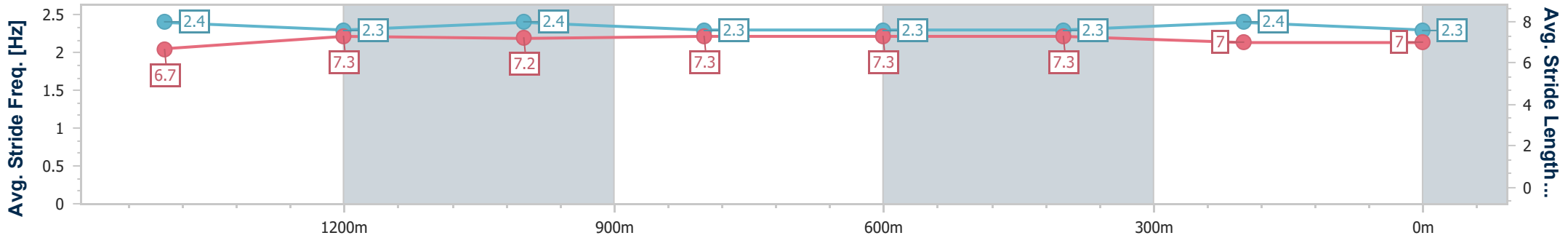
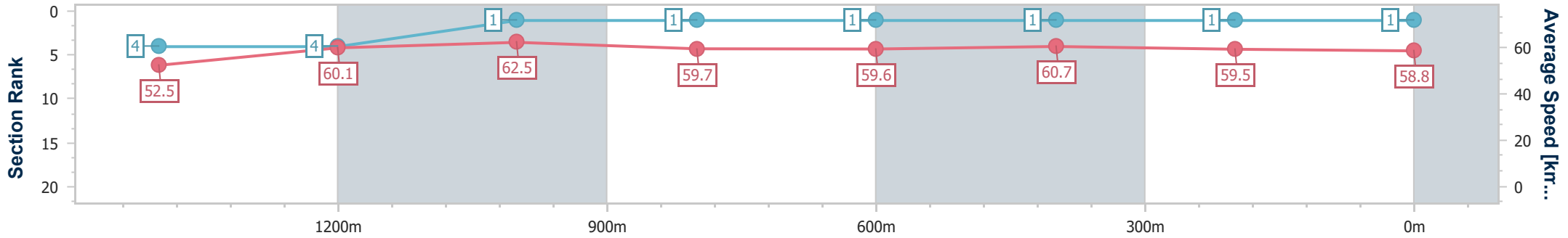
Race 6: GREAT NORTHERN Class 1 Handicap - 1680m

18 October 2024 - 16:34



Track Rating: Good 4, Weather: Fine, Rail Position: +3m Entire

Section	Overall	1400m	1200m	1000m	800m	600m	400m	200m
Section Times	1:42.93 [1] (0:19.22)	1:23.71 [4] (0:11.97)	1:11.74 [4] (0:11.63)	1:00.11 [1] (0:12.04)	0:48.07 [1] (0:12.01)	0:36.06 [1] (0:11.78)	0:24.28 [1] (0:11.98)	0:12.30 [1] (0:12.30)
Average Speed [km/h]	52.5	60.1	62.5	59.7	59.6	60.7	59.5	58.8
Top Speed [km/h]	64.7	62.6	64.6	62.0	60.7	61.5	61.1	59.9
Avg. Dist. to Rail [m]	2.1	0.5	1.9	0.5	1.3	1.9	1.9	1.8
Avg. Stride Freq. [Hz]	2.4	2.3	2.4	2.3	2.3	2.3	2.4	2.3
Avg. Stride Length [m]	6.7	7.3	7.2	7.3	7.3	7.3	7.0	7.0



- [] Ranking at each section and finish
- .-.- No data available at this section
- NA No data available



Horse/Jockey Name	Miss Chenery
Final Rank	2
Fastest Section Time (Section)	0:11.54 (600m)
Top Speed [km/h] (Section)	63.7 (600m)
Race State	Finished



Ipswich QLD Professional

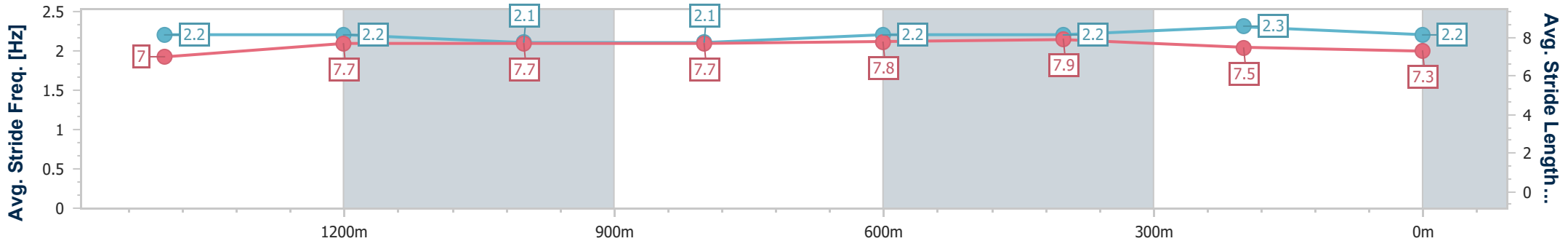
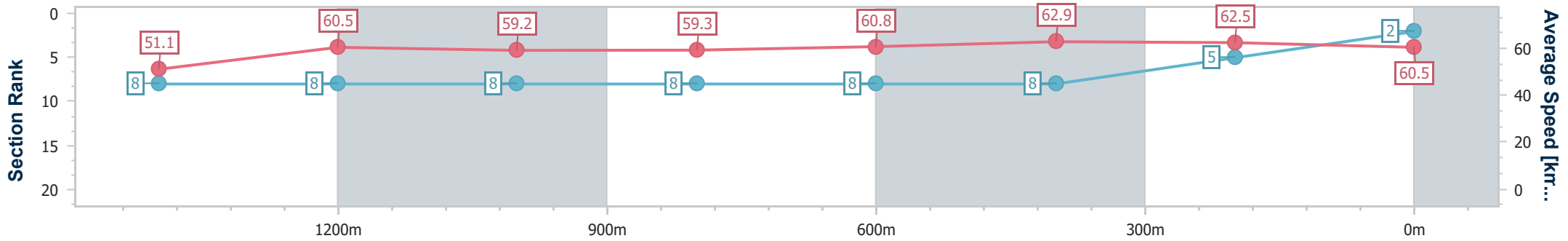
Race 6: GREAT NORTHERN Class 1 Handicap - 1680m

18 October 2024 - 16:34



Track Rating: Good 4, Weather: Fine, Rail Position: +3m Entire

Section	Overall	1400m	1200m	1000m	800m	600m	400m	200m
Section Times	1:43.24 [2] (0:19.73)	1:23.51 [8] (0:12.01)	1:11.50 [8] (0:12.27)	0:59.23 [8] (0:12.20)	0:47.03 [8] (0:11.87)	0:35.16 [8] (0:11.54)	0:23.62 [8] (0:11.64)	0:11.98 [5]
Average Speed [km/h]	51.1	60.5	59.2	59.3	60.8	62.9	62.5	60.5
Top Speed [km/h]	61.8	61.8	61.2	62.0	62.5	63.7	63.6	62.8
Avg. Dist. to Rail [m]	2.9	1.6	2.3	1.7	1.1	1.4	4.2	4.4
Avg. Stride Freq. [Hz]	2.2	2.2	2.1	2.1	2.2	2.2	2.3	2.2
Avg. Stride Length [m]	7.0	7.7	7.7	7.7	7.8	7.9	7.5	7.3



- [] Ranking at each section and finish
- .-.- No data available at this section
- NA No data available



Horse/Jockey Name	Flying Bat
Final Rank	3
Fastest Section Time (Section)	0:11.52 (600m)
Top Speed [km/h] (Section)	66.4 (Overall)
Race State	Finished



Ipswich QLD Professional

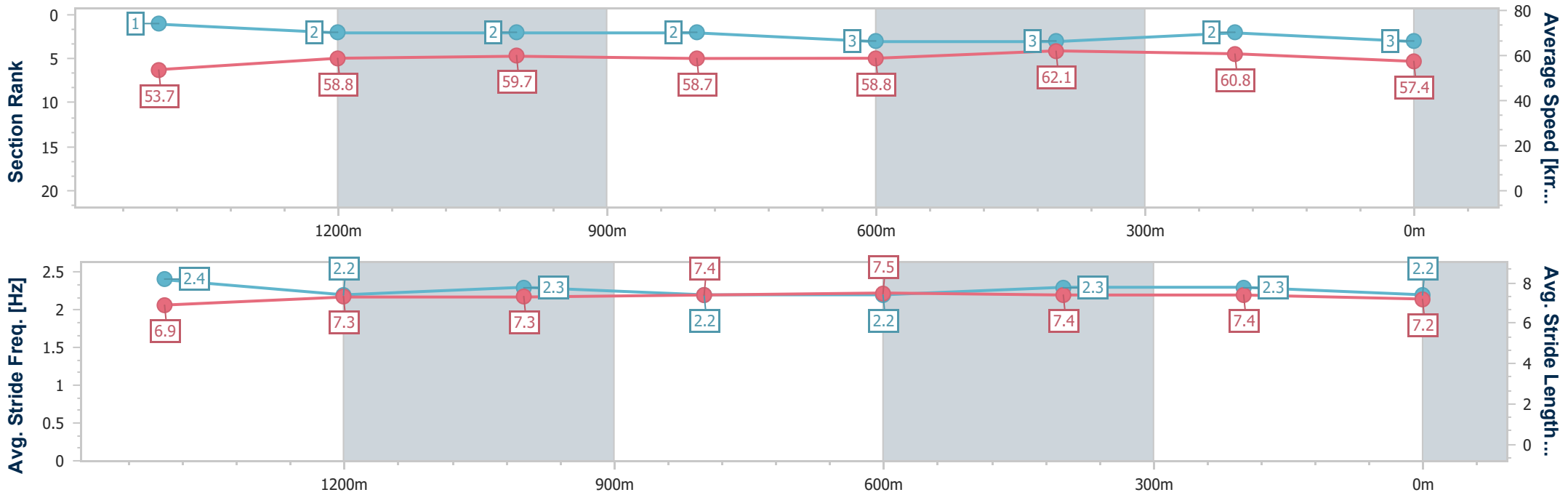
Race 6: GREAT NORTHERN Class 1 Handicap - 1680m

18 October 2024 - 16:34



Track Rating: Good 4, Weather: Fine, Rail Position: +3m Entire

Section	Overall	1400m	1200m	1000m	800m	600m	400m	200m
Section Times	1:43.40 [3] (0:18.78)	1:24.62 [1] (0:12.21)	1:12.41 [2] (0:12.02)	1:00.39 [2] (0:12.22)	0:48.17 [2] (0:12.16)	0:36.01 [3] (0:11.52)	0:24.49 [3] (0:11.88)	0:12.61 [2] (0:12.61)
Average Speed [km/h]	53.7	58.8	59.7	58.7	58.8	62.1	60.8	57.4
Top Speed [km/h]	66.4	65.2	60.8	60.0	61.7	63.3	62.1	59.3
Avg. Dist. to Rail [m]	6.6	0.6	1.2	1.3	1.5	1.3	0.6	0.4
Avg. Stride Freq. [Hz]	2.4	2.2	2.3	2.2	2.2	2.3	2.3	2.2
Avg. Stride Length [m]	6.9	7.3	7.3	7.4	7.5	7.4	7.4	7.2



- [] Ranking at each section and finish
- .-.-.- No data available at this section
- NA No data available



Horse/Jockey Name	Picador
Final Rank	4
Fastest Section Time (Section)	0:11.60 (600m)
Top Speed [km/h] (Section)	62.8 (600m)
Race State	Finished



Ipswich QLD Professional

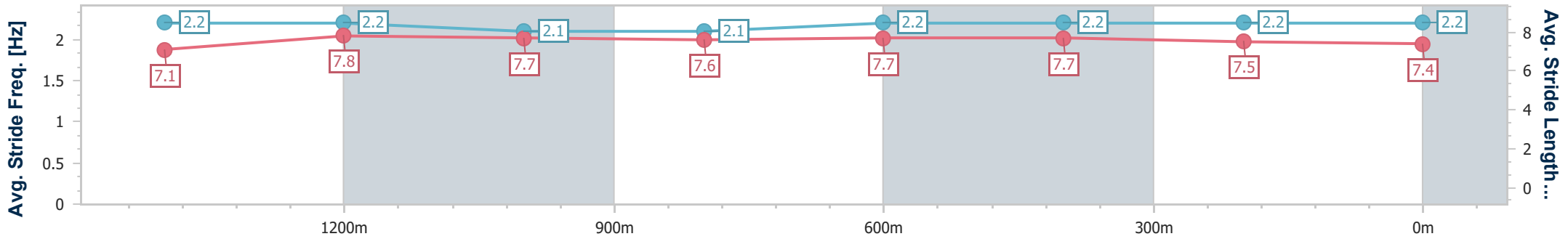
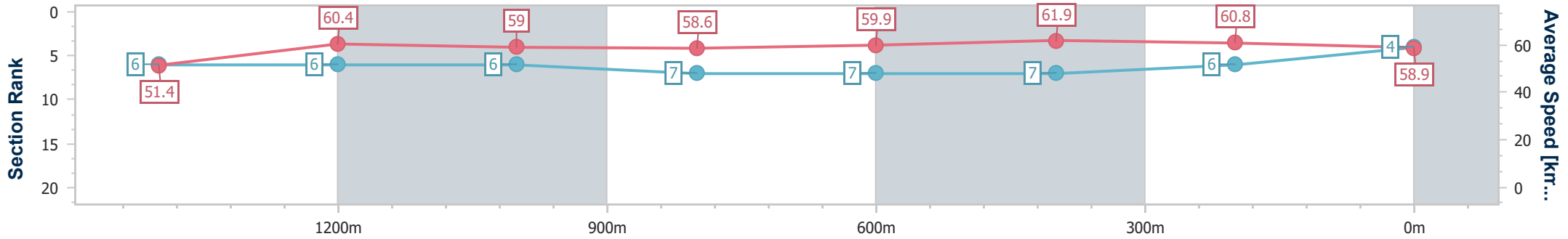
Race 6: GREAT NORTHERN Class 1 Handicap - 1680m

18 October 2024 - 16:34



Track Rating: Good 4, Weather: Fine, Rail Position: +3m Entire

Section	Overall	1400m	1200m	1000m	800m	600m	400m	200m
Section Times	1:43.66 [4] (0:19.58)	1:24.08 [6] (0:11.90)	1:12.18 [6] (0:12.20)	0:59.98 [6] (0:12.27)	0:47.71 [7] (0:11.99)	0:35.72 [7] (0:11.60)	0:24.12 [7] (0:11.85)	0:12.27 [6] (0:12.27)
Average Speed [km/h]	51.4	60.4	59.0	58.6	59.9	61.9	60.8	58.9
Top Speed [km/h]	60.9	62.3	60.7	60.9	61.7	62.8	61.3	60.5
Avg. Dist. to Rail [m]	1.2	0.4	0.2	0.2	0.7	0.3	0.3	1.0
Avg. Stride Freq. [Hz]	2.2	2.2	2.1	2.1	2.2	2.2	2.2	2.2
Avg. Stride Length [m]	7.1	7.8	7.7	7.6	7.7	7.7	7.5	7.4



- [] Ranking at each section and finish
- .-.- No data available at this section
- NA No data available



Horse/Jockey Name	Blueprint
Final Rank	5
Fastest Section Time (Section)	0:11.69 (600m)
Top Speed [km/h] (Section)	63.9 (Overall)
Race State	Finished



Ipswich QLD Professional

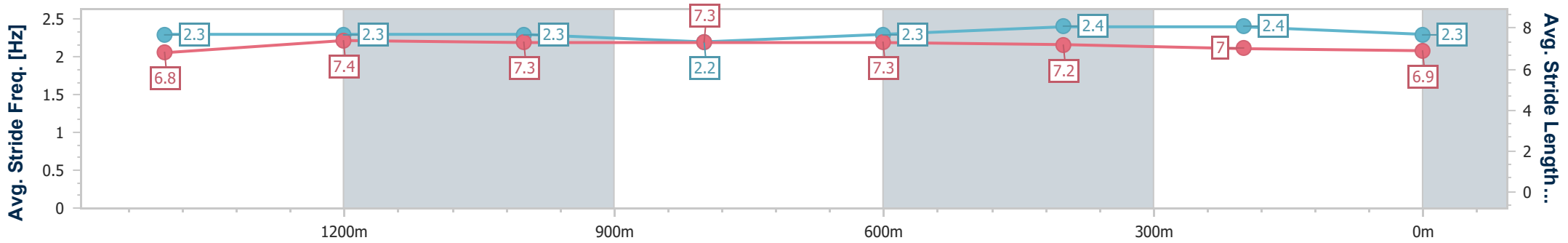
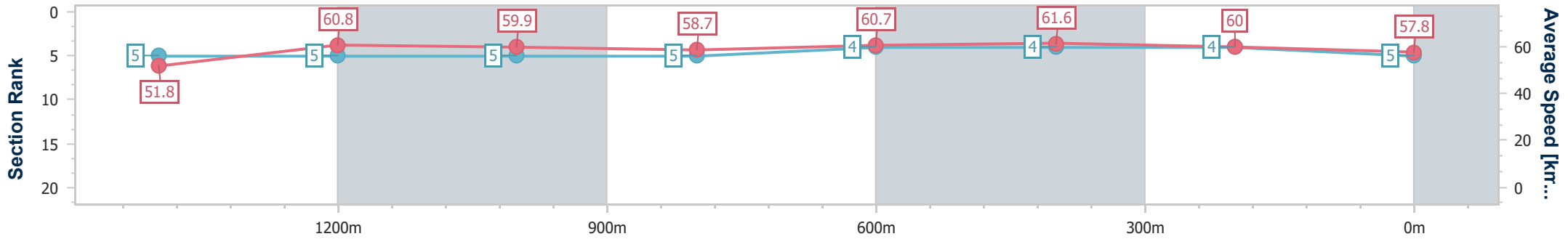
Race 6: GREAT NORTHERN Class 1 Handicap - 1680m

18 October 2024 - 16:34



Track Rating: Good 4, Weather: Fine, Rail Position: +3m Entire

Section	Overall	1400m	1200m	1000m	800m	600m	400m	200m
Section Times	1:43.72 [5] (0:19.50)	1:24.22 [5] (0:11.83)	1:12.39 [5] (0:12.03)	1:00.36 [5] (0:12.29)	0:48.07 [5] (0:11.87)	0:36.20 [4] (0:11.69)	0:24.51 [4] (0:12.01)	0:12.50 [4] (0:12.50)
Average Speed [km/h]	51.8	60.8	59.9	58.7	60.7	61.6	60.0	57.8
Top Speed [km/h]	63.9	62.8	61.1	60.8	62.5	62.9	61.6	59.2
Avg. Dist. to Rail [m]	4.0	0.4	0.4	0.2	0.4	0.4	1.3	2.3
Avg. Stride Freq. [Hz]	2.3	2.3	2.3	2.2	2.3	2.4	2.4	2.3
Avg. Stride Length [m]	6.8	7.4	7.3	7.3	7.3	7.2	7.0	6.9



- [] Ranking at each section and finish
- .-.- No data available at this section
- NA No data available



Horse/Jockey Name	Jenny's Rose
Final Rank	6
Fastest Section Time (Section)	0:11.48 (600m)
Top Speed [km/h] (Section)	63.8 (600m)
Race State	Finished



Ipswich QLD Professional

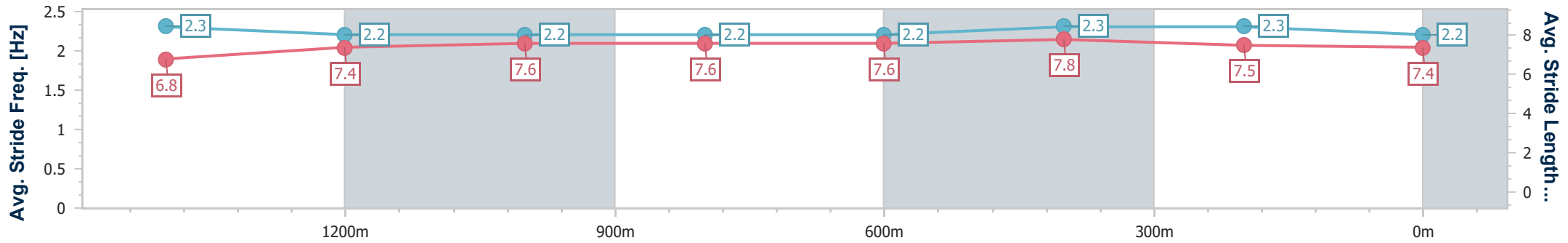
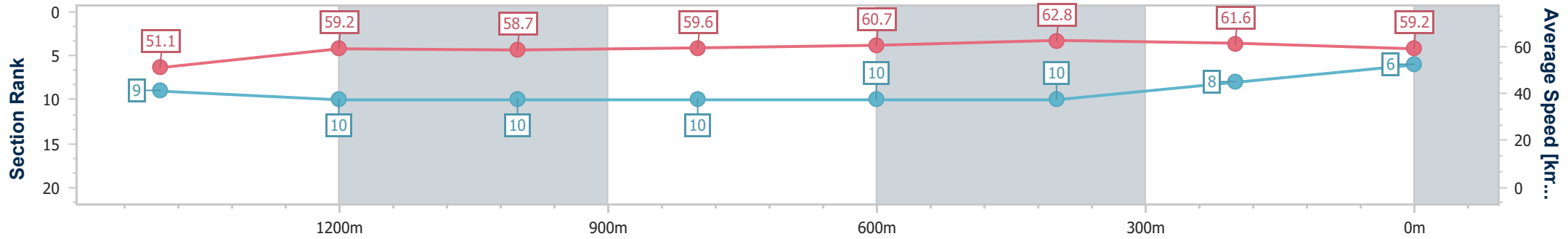
Race 6: GREAT NORTHERN Class 1 Handicap - 1680m

18 October 2024 - 16:34



Track Rating: Good 4, Weather: Fine, Rail Position: +3m Entire

Section	Overall	1400m	1200m	1000m	800m	600m	400m	200m
Section Times	1:43.81 [6] (0:19.80)	1:24.01 [9] (0:12.19)	1:11.82 [10] (0:12.33)	0:59.49 [10] (0:12.10)	0:47.39 [10] (0:11.89)	0:35.50 [10] (0:11.48)	0:24.02 [10] (0:11.79)	0:12.23 [8] (0:12.23)
Average Speed [km/h]	51.1	59.2	58.7	59.6	60.7	62.8	61.6	59.2
Top Speed [km/h]	61.9	61.6	61.8	62.6	62.8	63.8	62.5	60.5
Avg. Dist. to Rail [m]	4.3	1.1	1.0	1.1	0.5	0.9	3.3	5.2
Avg. Stride Freq. [Hz]	2.3	2.2	2.2	2.2	2.2	2.3	2.3	2.2
Avg. Stride Length [m]	6.8	7.4	7.6	7.6	7.6	7.8	7.5	7.4



- [] Ranking at each section and finish
- .-.- No data available at this section
- NA No data available



Horse/Jockey Name	Warrant
Final Rank	7
Fastest Section Time (Section)	0:11.51 (600m)
Top Speed [km/h] (Section)	63.2 (Overall)
Race State	Finished



Ipswich QLD Professional

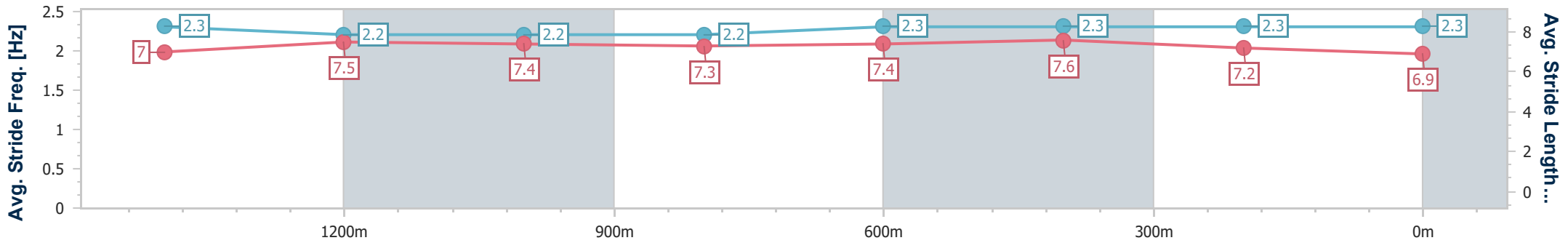
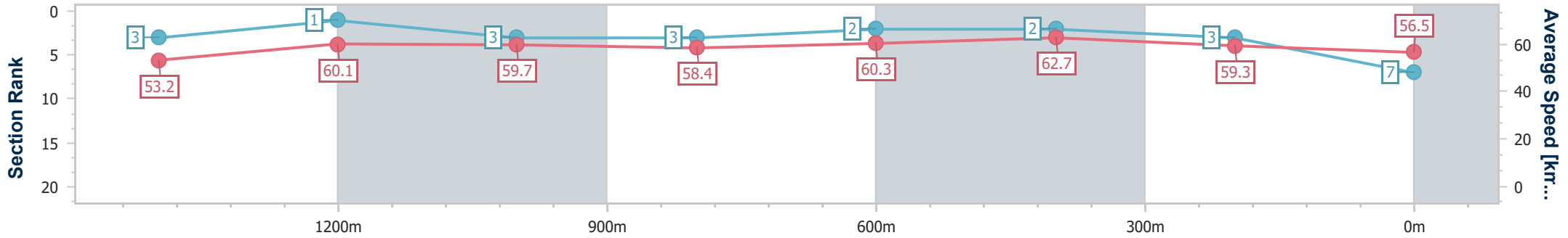
Race 6: GREAT NORTHERN Class 1 Handicap - 1680m

18 October 2024 - 16:34



Track Rating: Good 4, Weather: Fine, Rail Position: +3m Entire

Section	Overall	1400m	1200m	1000m	800m	600m	400m	200m					
Section Times	1:43.84 [7] (0:18.95)	1:24.89 [3] (0:12.01)	1:12.88 [1] (0:12.11)	1:00.77 [3] (0:12.36)	0:48.41 [3] (0:11.95)	0:36.46 [2] (0:11.51)	0:24.95 [2] (0:12.20)	0:12.75 [3] (0:12.75)					
Average Speed [km/h]	53.2	60.1	59.7	58.4	60.3	62.7	59.3	56.5					
Top Speed [km/h]	63.2	62.8	60.3	59.9	62.8	63.1	61.7	58.7					
Avg. Dist. to Rail [m]	4.7	0.8	1.0	0.9	0.3	0.2	2.2	3.6					
Avg. Stride Freq. [Hz]	2.3	2.2	2.2	2.2	2.3	2.3	2.3	2.3					
Avg. Stride Length [m]	7.0	7.5	7.4	7.3	7.4	7.6	7.2	6.9					



- [] Ranking at each section and finish
- .-.- No data available at this section
- NA No data available



Horse/Jockey Name	Aces Up
Final Rank	8
Fastest Section Time (Section)	0:11.54 (600m)
Top Speed [km/h] (Section)	63.3 (600m)
Race State	Finished



Ipswich QLD Professional

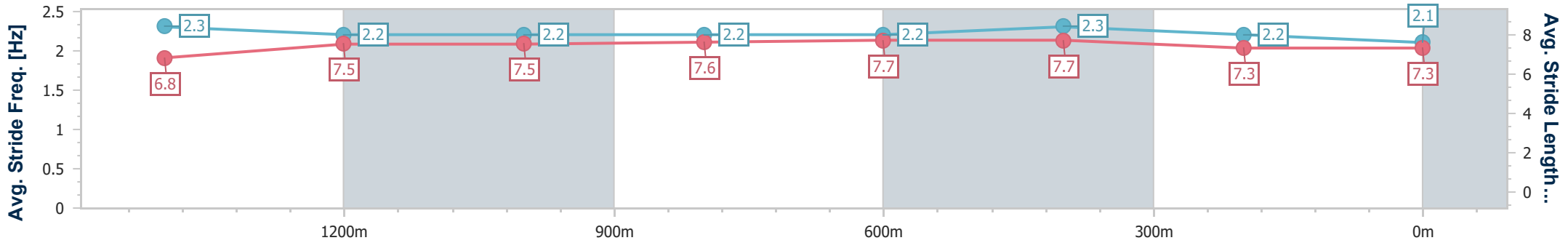
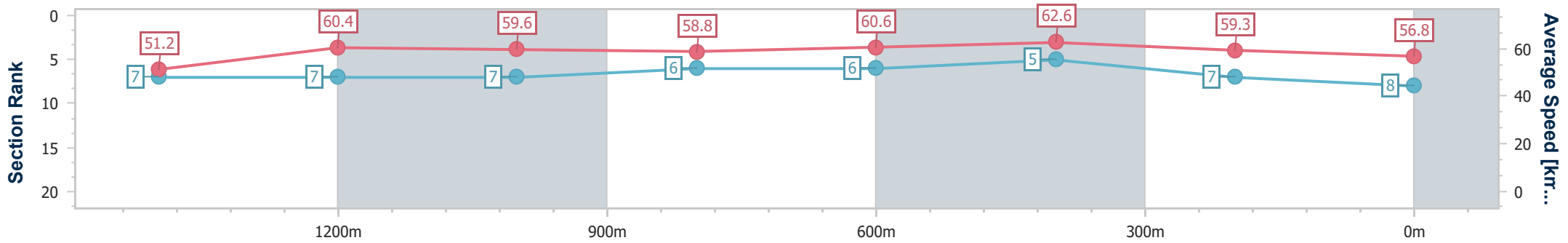
Race 6: GREAT NORTHERN Class 1 Handicap - 1680m

18 October 2024 - 16:34



Track Rating: Good 4, Weather: Fine, Rail Position: +3m Entire

Section	Overall	1400m	1200m	1000m	800m	600m	400m	200m					
Section Times	1:44.24 [8] (0:19.69)	1:24.55 [7] (0:11.93)	1:12.62 [7] (0:12.08)	1:00.54 [7] (0:12.19)	0:48.35 [6] (0:11.89)	0:36.46 [6] (0:11.54)	0:24.92 [5] (0:12.18)	0:12.74 [7]					
Average Speed [km/h]	51.2	60.4	59.6	58.8	60.6	62.6	59.3	56.8					
Top Speed [km/h]	62.1	62.1	61.5	61.6	62.3	63.3	61.4	58.8					
Avg. Dist. to Rail [m]	2.4	0.4	0.7	0.4	0.2	0.6	2.1	4.3					
Avg. Stride Freq. [Hz]	2.3	2.2	2.2	2.2	2.2	2.3	2.2	2.1					
Avg. Stride Length [m]	6.8	7.5	7.5	7.6	7.7	7.7	7.3	7.3					



- [] Ranking at each section and finish
- .-.- No data available at this section
- NA No data available



Horse/Jockey Name	Bovidae
Final Rank	9
Fastest Section Time (Section)	0:11.73 (600m)
Top Speed [km/h] (Section)	63.6 (Overall)
Race State	Finished



Ipswich QLD Professional

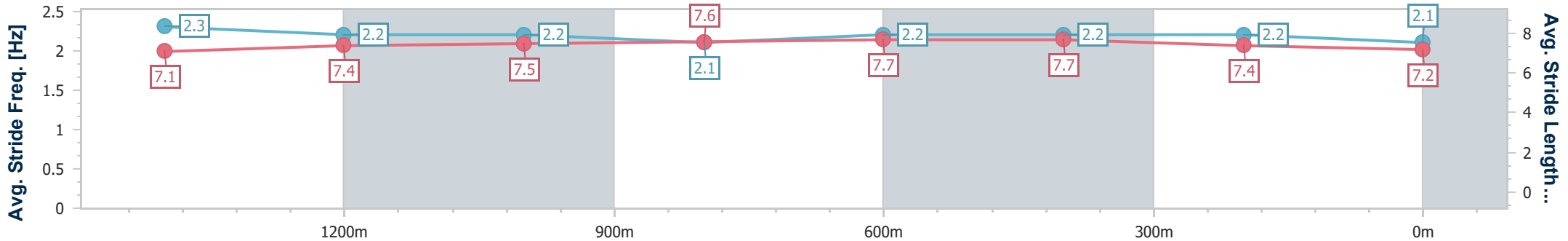
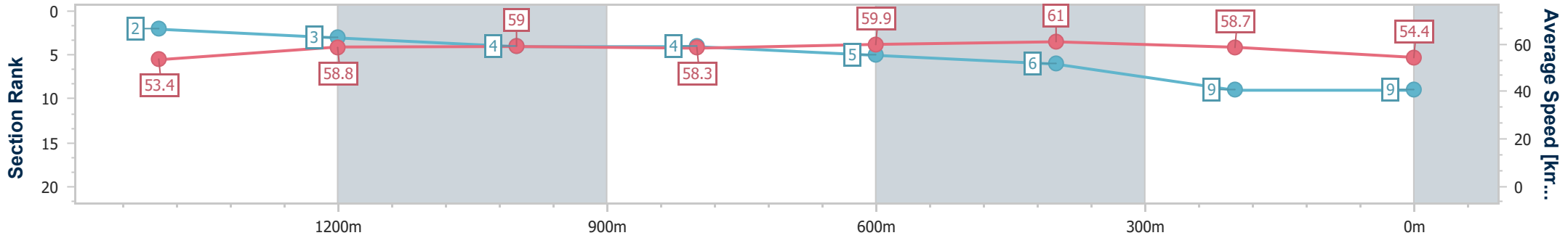
Race 6: GREAT NORTHERN Class 1 Handicap - 1680m

18 October 2024 - 16:34



Track Rating: Good 4, Weather: Fine, Rail Position: +3m Entire

Section	Overall	1400m	1200m	1000m	800m	600m	400m	200m
Section Times	1:44.85 [9] (0:18.87)	1:25.98 [2] (0:12.24)	1:13.74 [3] (0:12.20)	1:01.54 [4] (0:12.32)	0:49.22 [4] (0:12.02)	0:37.20 [5] (0:11.73)	0:25.47 [6] (0:12.23)	0:13.24 [9] (0:13.24)
Average Speed [km/h]	53.4	58.8	59.0	58.3	59.9	61.0	58.7	54.4
Top Speed [km/h]	63.6	61.9	60.3	60.3	61.1	62.1	60.3	57.8
Avg. Dist. to Rail [m]	2.5	0.3	0.2	0.2	0.8	1.0	1.4	1.6
Avg. Stride Freq. [Hz]	2.3	2.2	2.2	2.1	2.2	2.2	2.2	2.1
Avg. Stride Length [m]	7.1	7.4	7.5	7.6	7.7	7.7	7.4	7.2



- [] Ranking at each section and finish
- .-.- No data available at this section
- NA No data available



Horse/Jockey Name	Ready To Thunder
Final Rank	10
Fastest Section Time (Section)	0:11.56 (600m)
Top Speed [km/h] (Section)	63.5 (1400m)
Race State	Finished



Ipswich QLD Professional

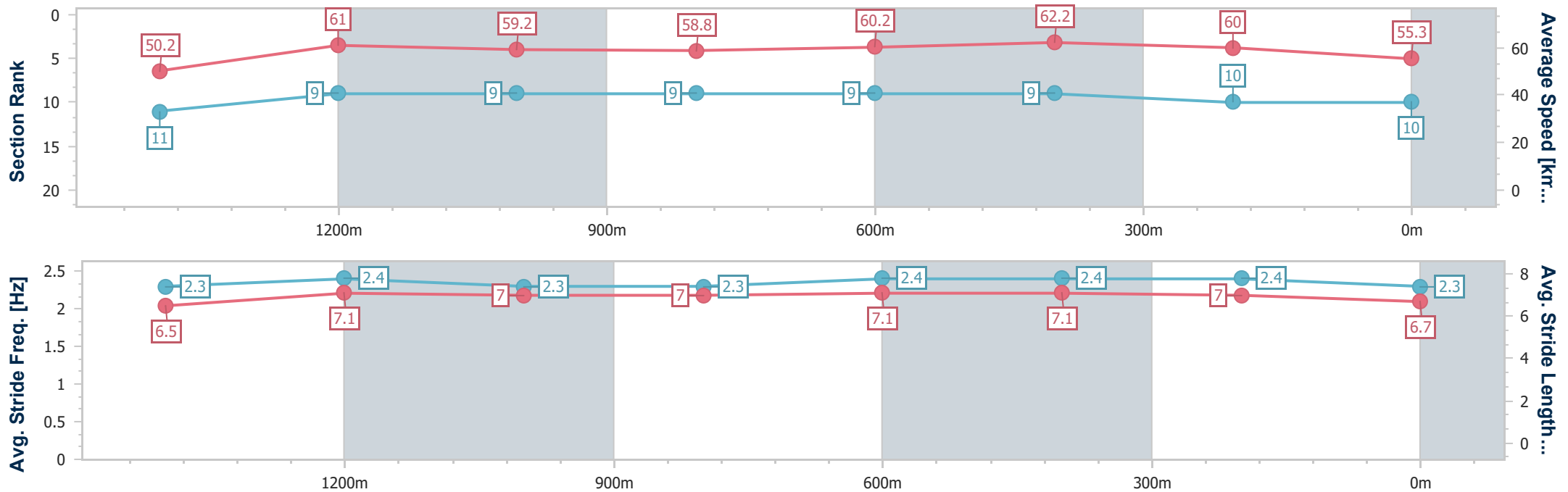
Race 6: GREAT NORTHERN Class 1 Handicap - 1680m

18 October 2024 - 16:34



Track Rating: Good 4, Weather: Fine, Rail Position: +3m Entire

Section	Overall	1400m	1200m	1000m	800m	600m	400m	200m
Section Times	1:44.88 [10] (0:20.09)	1:24.79 [11] (0:11.80)	1:12.99 [9] (0:12.15)	1:00.84 [9] (0:12.19)	0:48.65 [9] (0:11.97)	0:36.68 [9] (0:11.56)	0:25.12 [9] (0:12.08)	0:13.04 [10] (0:13.04)
Average Speed [km/h]	50.2	61.0	59.2	58.8	60.2	62.2	60.0	55.3
Top Speed [km/h]	63.3	63.5	62.1	62.2	61.8	62.5	61.5	58.3
Avg. Dist. to Rail [m]	4.0	0.3	0.2	0.2	0.5	0.2	1.7	1.9
Avg. Stride Freq. [Hz]	2.3	2.4	2.3	2.3	2.4	2.4	2.4	2.3
Avg. Stride Length [m]	6.5	7.1	7.0	7.0	7.1	7.1	7.0	6.7



- [] Ranking at each section and finish
- .-.- No data available at this section
- NA No data available



Horse/Jockey Name	Rudimentary
Final Rank	11
Fastest Section Time (Section)	0:11.66 (600m)
Top Speed [km/h] (Section)	62.7 (600m)
Race State	Finished



Ipswich QLD Professional

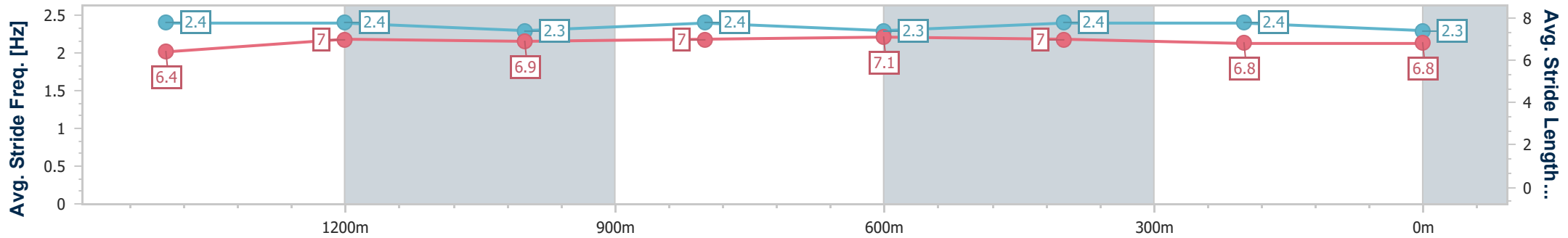
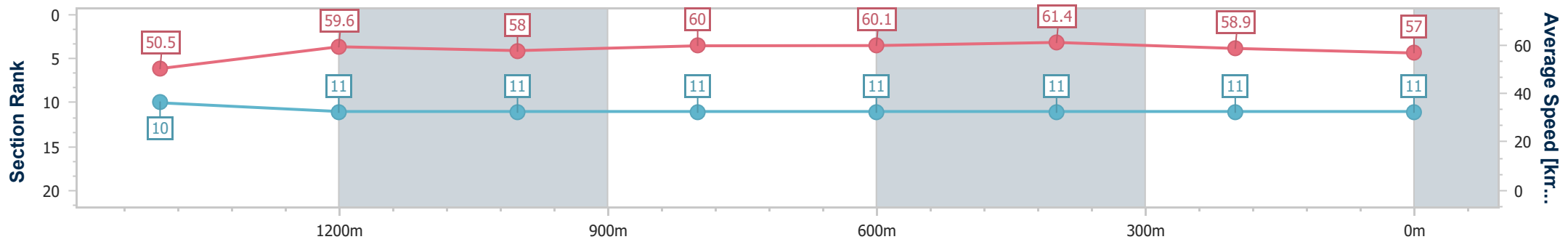
Race 6: GREAT NORTHERN Class 1 Handicap - 1680m

18 October 2024 - 16:34



Track Rating: Good 4, Weather: Fine, Rail Position: +3m Entire

Section	Overall	1400m	1200m	1000m	800m	600m	400m	200m
Section Times	1:44.92 [11] (0:20.01)	1:24.91 [10] (0:12.09)	1:12.82 [11] (0:12.40)	1:00.42 [11] (0:11.98)	0:48.44 [11] (0:11.97)	0:36.47 [11] (0:11.66)	0:24.81 [11] (0:12.15)	0:12.66 [11] (0:12.66)
Average Speed [km/h]	50.5	59.6	58.0	60.0	60.1	61.4	58.9	57.0
Top Speed [km/h]	62.1	61.3	60.4	62.3	61.5	62.7	60.0	59.1
Avg. Dist. to Rail [m]	6.1	0.4	0.2	0.2	0.7	1.1	1.1	0.7
Avg. Stride Freq. [Hz]	2.4	2.4	2.3	2.4	2.3	2.4	2.4	2.3
Avg. Stride Length [m]	6.4	7.0	6.9	7.0	7.1	7.0	6.8	6.8



- [] Ranking at each section and finish
- .-.- No data available at this section
- NA No data available