



# Aquis Park Gold Coast QLD Professional

## Race 6: Attwood Marshall Lawyers Class 3 Handicap - 1200m

19 October 2024 - 16:25



Track Rating: Soft 5, Weather: Fine, Rail Position: +4m 900m-0m, +2m Remainder

Section													Last 600m	
Field Times		Overall	1000m	800m	600m	400m	200m						0:34.53	
		1:10.58 (0:13.82)	0:56.76 (0:11.32)	0:45.44 (0:10.91)	0:34.53 (0:11.39)	0:23.14 (0:11.33)	0:11.81 (0:11.81)							
Rank	TAB	Horse/Jockey	Barrier	Top Speed [km/h]	Fastest Section							Margin	Distance Travelled [m]	
1	4	BALTRAY Jon Grisedale	3	66.1 600m	0:11.03 800m	1:10.58 [1] (0:14.05)	0:56.53 [6] (0:11.38)	0:45.15 [5] (0:11.03)	0:34.12 [4] (0:11.04)	0:23.08 [3] (0:11.27)	0:11.81 [1] (0:11.81)	1:10.58	0:34.12	
2	2	LORDSTER Courtney Bellamy	4	67.6 800m	0:10.92 800m	1:10.58 [2] (0:13.82)	0:56.76 [1] (0:11.32)	0:45.44 [1] (0:10.92)	0:34.52 [2] (0:11.38)	0:23.14 [1] (0:11.39)	0:11.75 [2] (0:11.75)	0.1L	0:34.52	+0
3	3	REBEL SHADOW Corey Bayliss	1	66.7 600m	0:11.00 600m	1:10.76 [3] (0:13.96)	0:56.80 [4] (0:11.62)	0:45.18 [6] (0:11.22)	0:33.96 [6] (0:11.00)	0:22.96 [6] (0:11.25)	0:11.71 [3] (0:11.71)	1.1L	0:33.96	+2
4	8	RUBYDOO Micheal Hellyer	2	66.2 200m	0:11.11 800m	1:10.97 [4] (0:13.93)	0:57.04 [3] (0:11.47)	0:45.57 [4] (0:11.11)	0:34.46 [5] (0:11.17)	0:23.29 [5] (0:11.54)	0:11.75 [6] (0:11.75)	2.4L	0:34.46	+2
5	1	TREPORTI Dan McGillivray	5	66.3 800m	0:11.09 600m	1:11.17 [5] (0:14.22)	0:56.95 [7] (0:11.66)	0:45.29 [9] (0:11.22)	0:34.07 [9] (0:11.09)	0:22.98 [9] (0:11.31)	0:11.67 [9] (0:11.67)	3.4L	0:34.07	+2
6	9	TAPIS MAGIQUE Sean Cormack	11	66.2 600m	0:11.06 800m	1:11.33 [6] (0:14.34)	0:56.99 [9] (0:11.45)	0:45.54 [8] (0:11.06)	0:34.48 [7] (0:11.07)	0:23.41 [7] (0:11.29)	0:12.12 [5] (0:12.12)	4.2L	0:34.48	+4
7	12	FLYING TYROL Jason Taylor	9	68.8 800m	0:10.90 800m	1:11.49 [7] (0:14.02)	0:57.47 [5] (0:11.13)	0:46.34 [2] (0:10.90)	0:35.44 [1] (0:11.42)	0:24.02 [2] (0:11.67)	0:12.35 [4] (0:12.35)	5L	0:35.44	+4
8	6	SNOW BOUM Anthony Allen	7	66.5 800m	0:11.10 600m	1:11.63 [8] (0:14.27)	0:57.36 [8] (0:11.52)	0:45.84 [7] (0:11.18)	0:34.66 [8] (0:11.10)	0:23.56 [8] (0:11.35)	0:12.21 [8] (0:12.21)	5.8L	0:34.66	+6
9	11	MAYBE SMART Noriyuki Masuda	6	65.4 800m	0:11.14 600m	1:11.99 [9] (0:14.34)	0:57.65 [10] (0:11.88)	0:45.77 [10] (0:11.30)	0:34.47 [10] (0:11.14)	0:23.33 [10] (0:11.46)	0:11.87 [10] (0:11.87)	7.8L	0:34.47	+1
10	10	STILL READY Sariah Champkin	8	66.3 800m	0:11.07 800m	1:12.08 [10] (0:13.85)	0:58.23 [2] (0:11.39)	0:46.84 [3] (0:11.07)	0:35.77 [3] (0:11.36)	0:24.41 [4] (0:11.70)	0:12.71 [7] (0:12.71)	8.3L	0:35.77	+2

Scratched: Hydroelectric (#5), Freeland (#7)

[ ] Ranking at each section and finish  
 -:-:- No data available at this section  
 NA No data available

SCN Saddle cloth number  
 DNF Did not finish  
 DNT Did not track



Horse/Jockey Name	Baltray
Final Rank	1
Fastest Section Time (Section)	0:11.03 (800m)
Top Speed [km/h] (Section)	66.1 (600m)
Race State	Finished



Aquis Park Gold Coast QLD Professional

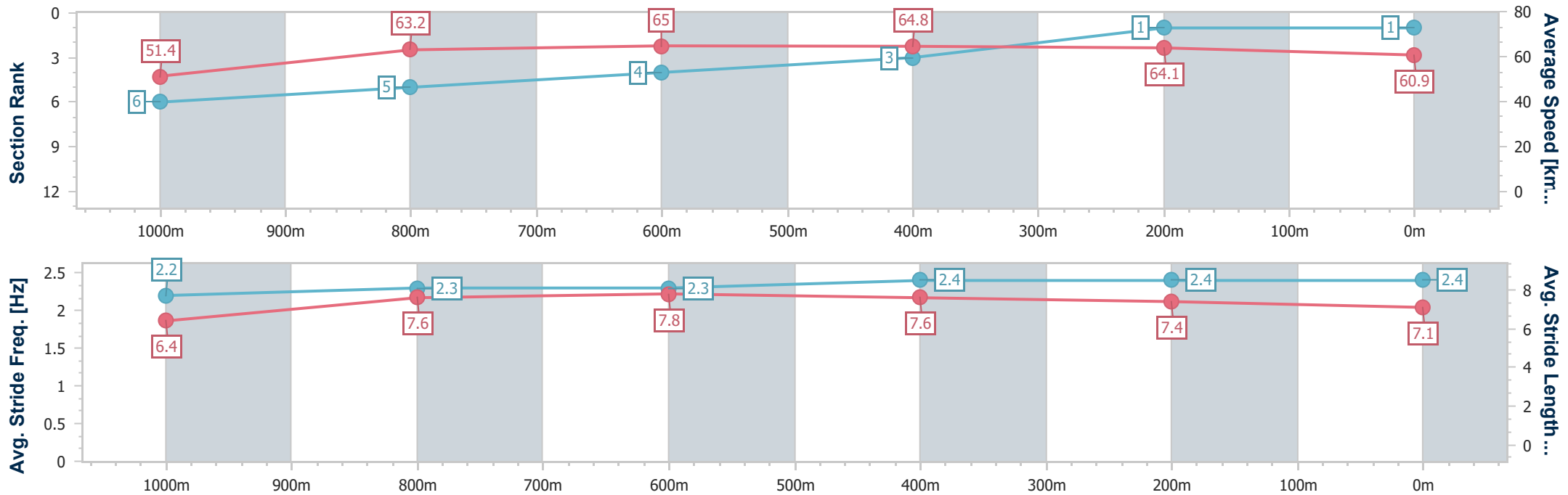
Race 6: Attwood Marshall Lawyers Class 3 Handicap - 1200m



19 October 2024 - 16:25

Track Rating: Soft 5, Weather: Fine, Rail Position: +4m 900m-0m, +2m Remainder

Section	Overall	1000m	800m	600m	400m	200m
Section Times	1:10.58 [1] (0:14.05)	0:56.53 [6] (0:11.38)	0:45.15 [5] (0:11.03)	0:34.12 [4] (0:11.04)	0:23.08 [3] (0:11.27)	0:11.81 [1] (0:11.81)
Average Speed [km/h]	51.4	63.2	65.0	64.8	64.1	60.9
Top Speed [km/h]	64.1	64.6	66.1	66.1	64.9	63.8
Avg. Dist. to Rail [m]	2.2	0.7	0.7	0.9	1.1	0.4
Avg. Stride Freq. [Hz]	2.2	2.3	2.3	2.4	2.4	2.4
Avg. Stride Length [m]	6.4	7.6	7.8	7.6	7.4	7.1



- [ ] Ranking at each section and finish
- .-.- No data available at this section
- NA No data available



Horse/Jockey Name	Lordster
Final Rank	2
Fastest Section Time (Section)	0:10.92 (800m)
Top Speed [km/h] (Section)	67.6 (800m)
Race State	Finished



Aquis Park Gold Coast QLD Professional

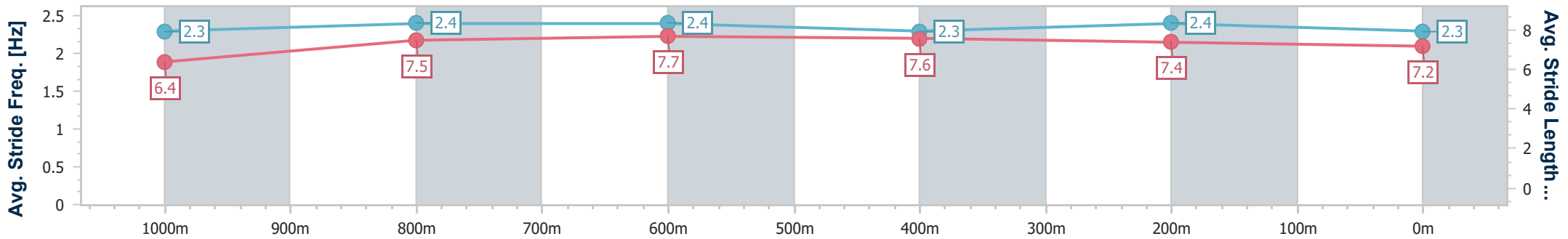
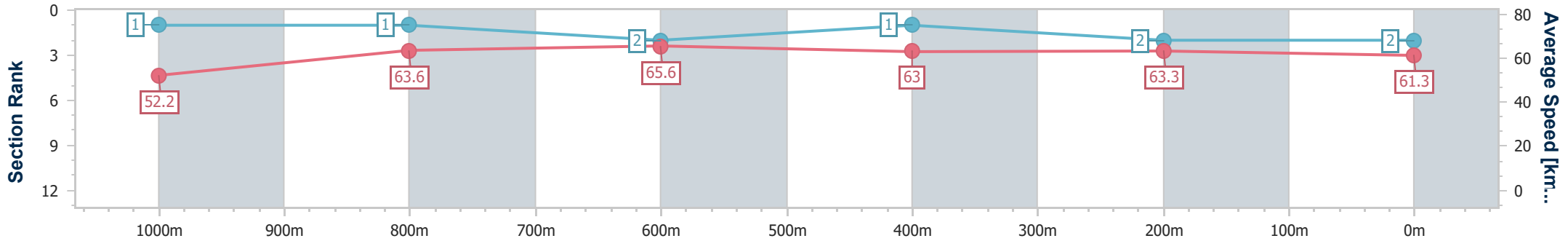
Race 6: Attwood Marshall Lawyers Class 3 Handicap - 1200m



19 October 2024 - 16:25

Track Rating: Soft 5, Weather: Fine, Rail Position: +4m 900m-0m, +2m Remainder

Section	Overall	1000m	800m	600m	400m	200m
Section Times	1:10.58 [2] (0:13.82)	0:56.76 [1] (0:11.32)	0:45.44 [1] (0:10.92)	0:34.52 [2] (0:11.38)	0:23.14 [1] (0:11.39)	0:11.75 [2] (0:11.75)
Average Speed [km/h]	52.2	63.6	65.6	63.0	63.3	61.3
Top Speed [km/h]	65.6	64.6	67.6	64.1	65.3	63.5
Avg. Dist. to Rail [m]	3.0	0.8	0.8	0.9	0.2	1.3
Avg. Stride Freq. [Hz]	2.3	2.4	2.4	2.3	2.4	2.3
Avg. Stride Length [m]	6.4	7.5	7.7	7.6	7.4	7.2



- [ ] Ranking at each section and finish
- .-.- No data available at this section
- NA No data available



Horse/Jockey Name	Rebel Shadow
Final Rank	3
Fastest Section Time (Section)	0:11.00 (600m)
Top Speed [km/h] (Section)	66.7 (600m)
Race State	Finished



### Aquis Park Gold Coast QLD Professional

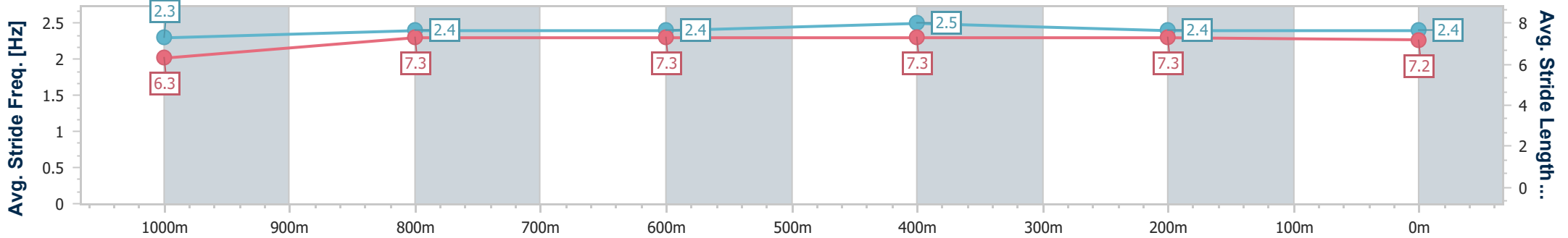
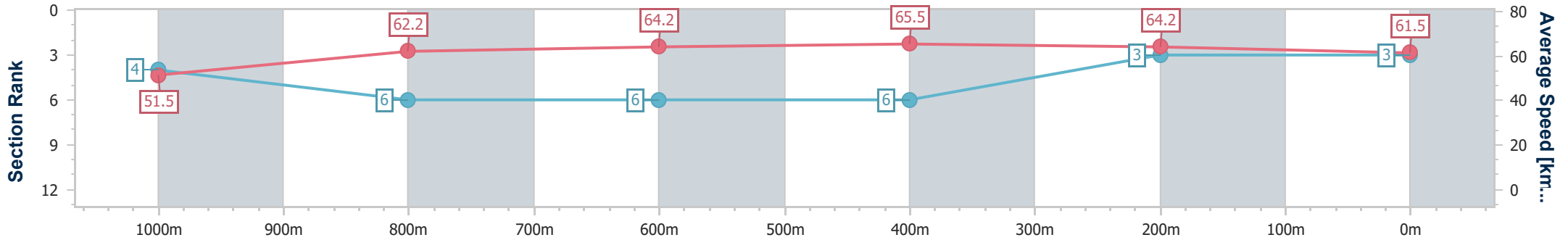
Race 6: Attwood Marshall Lawyers Class 3 Handicap - 1200m



19 October 2024 - 16:25

Track Rating: Soft 5, Weather: Fine, Rail Position: +4m 900m-0m, +2m Remainder

Section	Overall	1000m	800m	600m	400m	200m
Section Times	1:10.76 [3] (0:13.96)	0:56.80 [4] (0:11.62)	0:45.18 [6] (0:11.22)	0:33.96 [6] (0:11.00)	0:22.96 [6] (0:11.25)	0:11.71 [3] (0:11.71)
Average Speed [km/h]	51.5	62.2	64.2	65.5	64.2	61.5
Top Speed [km/h]	64.7	63.2	65.4	66.7	65.1	63.5
Avg. Dist. to Rail [m]	1.1	0.8	0.8	0.7	2.8	2.9
Avg. Stride Freq. [Hz]	2.3	2.4	2.4	2.5	2.4	2.4
Avg. Stride Length [m]	6.3	7.3	7.3	7.3	7.3	7.2



- [ ] Ranking at each section and finish
- .-.- No data available at this section
- NA No data available



Horse/Jockey Name	Rubydoo
Final Rank	4
Fastest Section Time (Section)	0:11.11 (800m)
Top Speed [km/h] (Section)	66.2 (200m)
Race State	Finished



Aquis Park Gold Coast QLD Professional

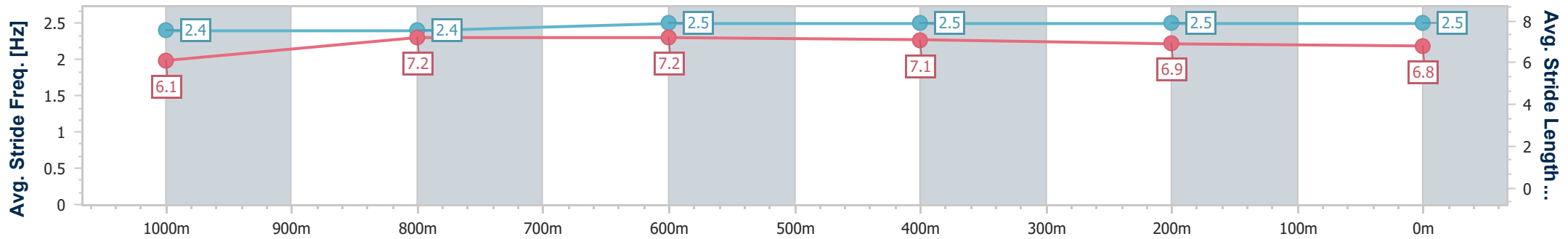
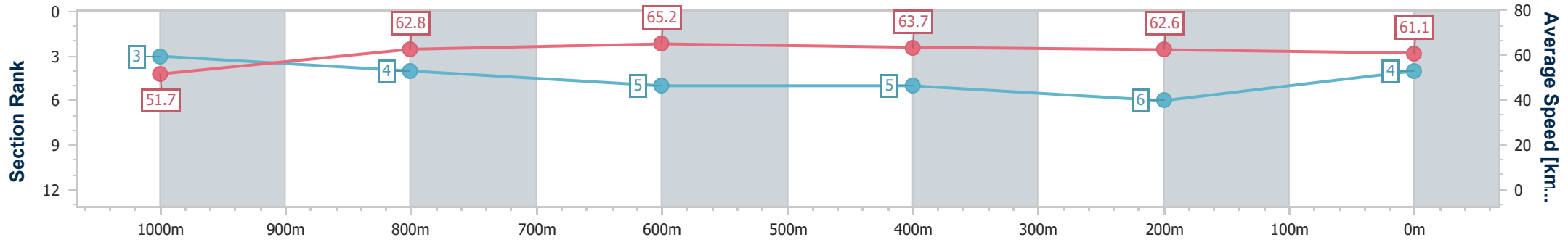
Race 6: Attwood Marshall Lawyers Class 3 Handicap - 1200m



19 October 2024 - 16:25

Track Rating: Soft 5, Weather: Fine, Rail Position: +4m 900m-0m, +2m Remainder

Section	Overall	1000m	800m	600m	400m	200m
Section Times	1:10.97 [4] (0:13.93)	0:57.04 [3] (0:11.47)	0:45.57 [4] (0:11.11)	0:34.46 [5] (0:11.17)	0:23.29 [5] (0:11.54)	0:11.75 [6] (0:11.75)
Average Speed [km/h]	51.7	62.8	65.2	63.7	62.6	61.1
Top Speed [km/h]	64.4	65.1	65.8	65.7	66.0	66.2
Avg. Dist. to Rail [m]	1.7	1.0	1.2	2.0	0.4	1.2
Avg. Stride Freq. [Hz]	2.4	2.4	2.5	2.5	2.5	2.5
Avg. Stride Length [m]	6.1	7.2	7.2	7.1	6.9	6.8



- [ ] Ranking at each section and finish
- .-.- No data available at this section
- NA No data available



Horse/Jockey Name	Treporti
Final Rank	5
Fastest Section Time (Section)	0:11.09 (600m)
Top Speed [km/h] (Section)	66.3 (800m)
Race State	Finished



Aquis Park Gold Coast QLD Professional

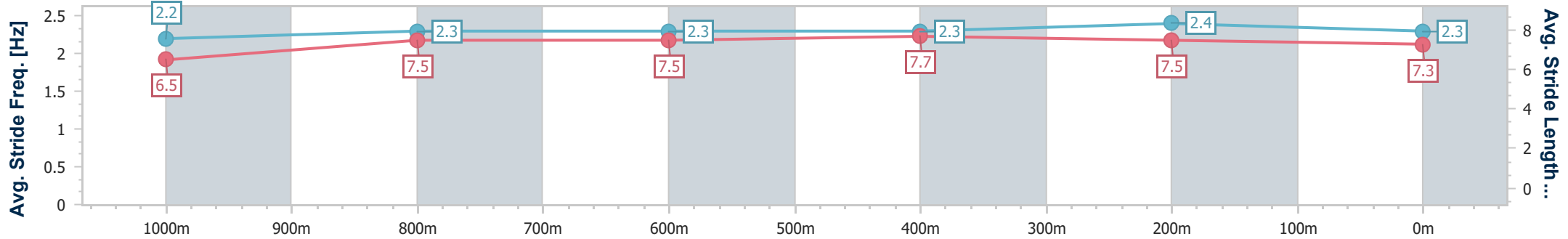
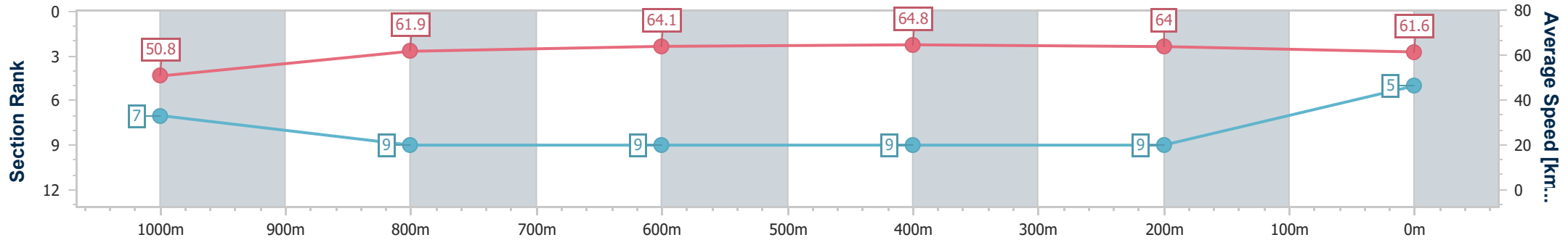
Race 6: Attwood Marshall Lawyers Class 3 Handicap - 1200m



19 October 2024 - 16:25

Track Rating: Soft 5, Weather: Fine, Rail Position: +4m 900m-0m, +2m Remainder

Section	Overall	1000m	800m	600m	400m	200m
Section Times	1:11.17 [5] (0:14.22)	0:56.95 [7] (0:11.66)	0:45.29 [9] (0:11.22)	0:34.07 [9] (0:11.09)	0:22.98 [9] (0:11.31)	0:11.67 [9] (0:11.67)
Average Speed [km/h]	50.8	61.9	64.1	64.8	64.0	61.6
Top Speed [km/h]	63.5	63.5	66.3	66.2	65.1	64.1
Avg. Dist. to Rail [m]	4.4	1.1	0.6	0.4	2.9	5.0
Avg. Stride Freq. [Hz]	2.2	2.3	2.3	2.3	2.4	2.3
Avg. Stride Length [m]	6.5	7.5	7.5	7.7	7.5	7.3



- [ ] Ranking at each section and finish
- .-.- No data available at this section
- NA No data available



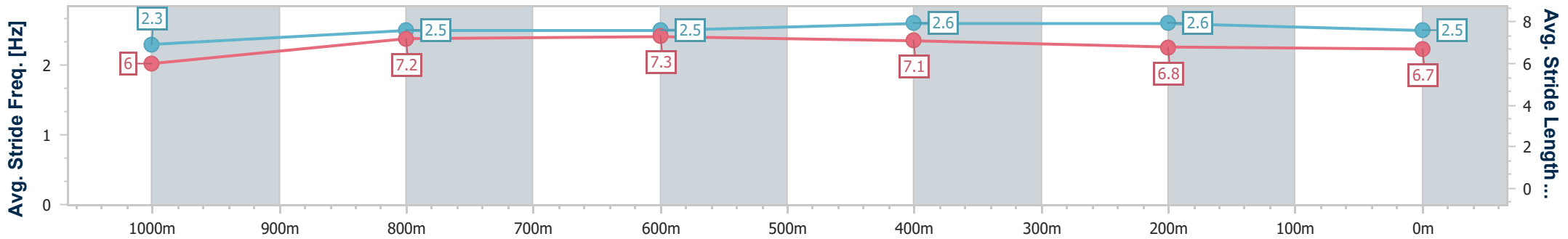
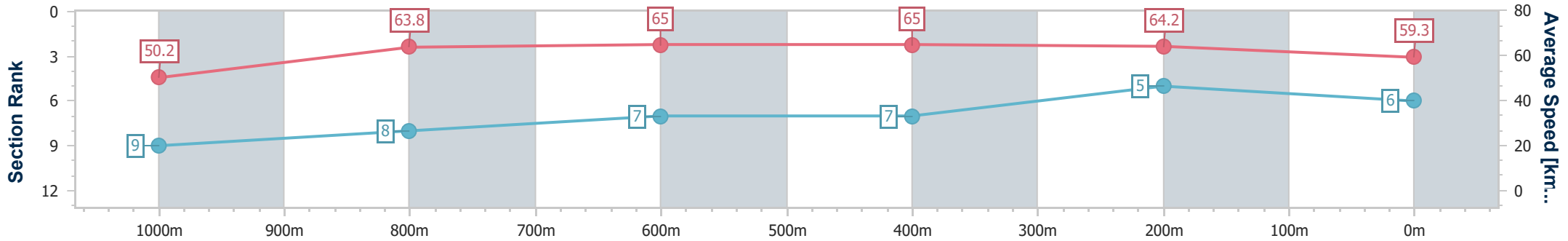
Horse/Jockey Name	Tapis Magique
Final Rank	6
Fastest Section Time (Section)	0:11.06 (800m)
Top Speed [km/h] (Section)	66.2 (600m)
Race State	Finished



**Aquis Park Gold Coast QLD Professional**  
**Race 6: Attwood Marshall Lawyers Class 3 Handicap - 1200m**  
 19 October 2024 - 16:25  
 Track Rating: Soft 5, Weather: Fine, Rail Position: +4m 900m-0m, +2m Remainder



Section	Overall	1000m	800m	600m	400m	200m
Section Times	1:11.33 [6] (0:14.34)	0:56.99 [9] (0:11.45)	0:45.54 [8] (0:11.06)	0:34.48 [7] (0:11.07)	0:23.41 [7] (0:11.29)	0:12.12 [5] (0:12.12)
Average Speed [km/h]	50.2	63.8	65.0	65.0	64.2	59.3
Top Speed [km/h]	63.8	65.0	66.1	66.2	65.6	63.0
Avg. Dist. to Rail [m]	7.9	3.4	0.6	0.9	4.5	3.6
Avg. Stride Freq. [Hz]	2.3	2.5	2.5	2.6	2.6	2.5
Avg. Stride Length [m]	6.0	7.2	7.3	7.1	6.8	6.7



- [ ] Ranking at each section and finish
- .-.- No data available at this section
- NA No data available



Horse/Jockey Name	Flying Tyrol
Final Rank	7
Fastest Section Time (Section)	0:10.90 (800m)
Top Speed [km/h] (Section)	68.8 (800m)
Race State	Finished



### Aquis Park Gold Coast QLD Professional

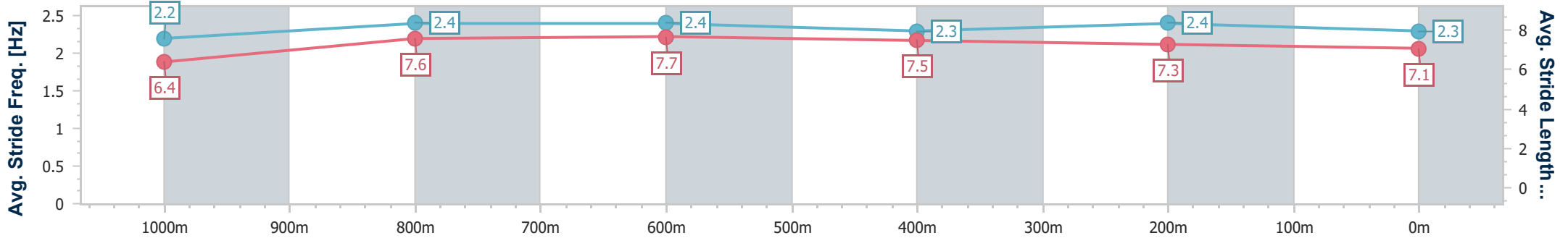
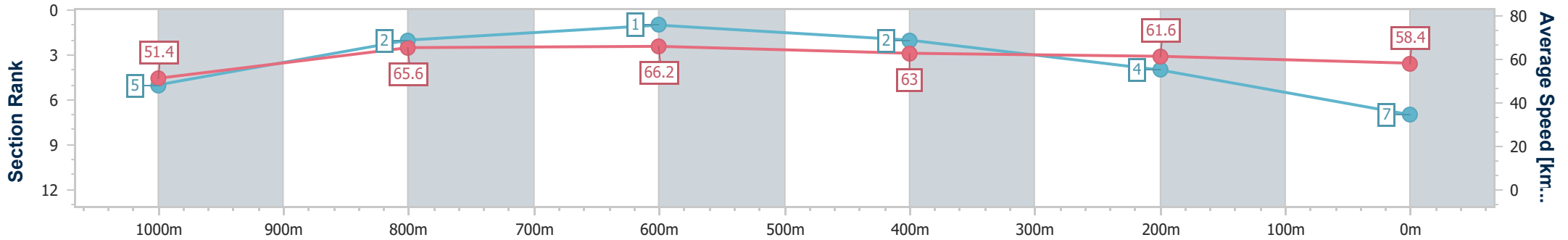
Race 6: Attwood Marshall Lawyers Class 3 Handicap - 1200m



19 October 2024 - 16:25

Track Rating: Soft 5, Weather: Fine, Rail Position: +4m 900m-0m, +2m Remainder

Section	Overall	1000m	800m	600m	400m	200m
Section Times	1:11.49 [7] (0:14.02)	0:57.47 [5] (0:11.13)	0:46.34 [2] (0:10.90)	0:35.44 [1] (0:11.42)	0:24.02 [2] (0:11.67)	0:12.35 [4] (0:12.35)
Average Speed [km/h]	51.4	65.6	66.2	63.0	61.6	58.4
Top Speed [km/h]	65.4	68.2	68.8	64.8	62.4	60.8
Avg. Dist. to Rail [m]	6.1	2.6	1.6	0.4	1.3	1.8
Avg. Stride Freq. [Hz]	2.2	2.4	2.4	2.3	2.4	2.3
Avg. Stride Length [m]	6.4	7.6	7.7	7.5	7.3	7.1



- [ ] Ranking at each section and finish
- .-.- No data available at this section
- NA No data available





Horse/Jockey Name	Snow Boum
Final Rank	8
Fastest Section Time (Section)	0:11.10 (600m)
Top Speed [km/h] (Section)	66.5 (800m)
Race State	Finished



### Aquis Park Gold Coast QLD Professional

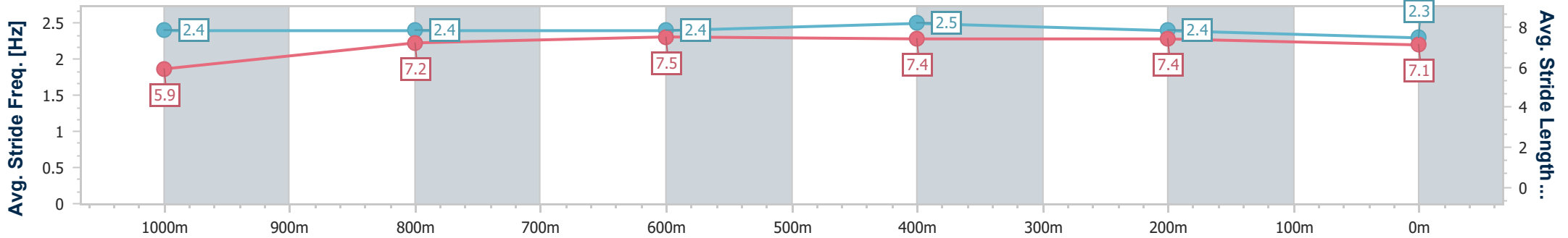
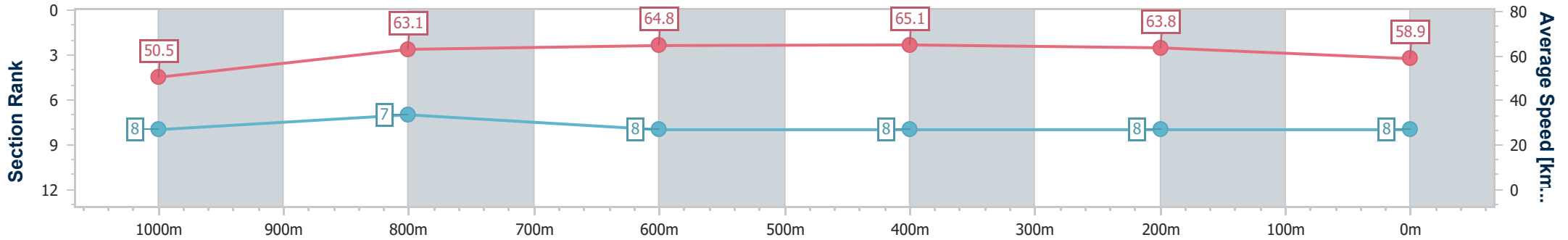
Race 6: Attwood Marshall Lawyers Class 3 Handicap - 1200m



19 October 2024 - 16:25

Track Rating: Soft 5, Weather: Fine, Rail Position: +4m 900m-0m, +2m Remainder

Section	Overall	1000m	800m	600m	400m	200m
Section Times	1:11.63 [8] (0:14.27)	0:57.36 [8] (0:11.52)	0:45.84 [7] (0:11.18)	0:34.66 [8] (0:11.10)	0:23.56 [8] (0:11.35)	0:12.21 [8] (0:12.21)
Average Speed [km/h]	50.5	63.1	64.8	65.1	63.8	58.9
Top Speed [km/h]	63.8	63.8	66.5	66.1	65.5	62.4
Avg. Dist. to Rail [m]	5.8	2.1	1.5	1.1	4.7	5.9
Avg. Stride Freq. [Hz]	2.4	2.4	2.4	2.5	2.4	2.3
Avg. Stride Length [m]	5.9	7.2	7.5	7.4	7.4	7.1



- [ ] Ranking at each section and finish
- .-.- No data available at this section
- NA No data available



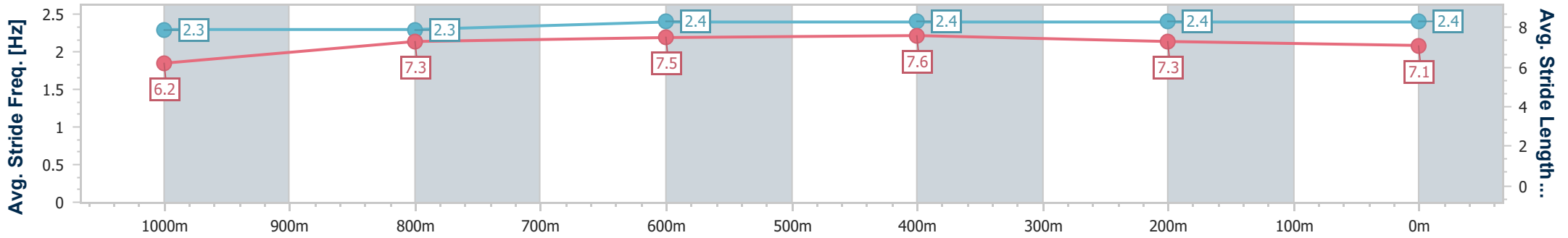
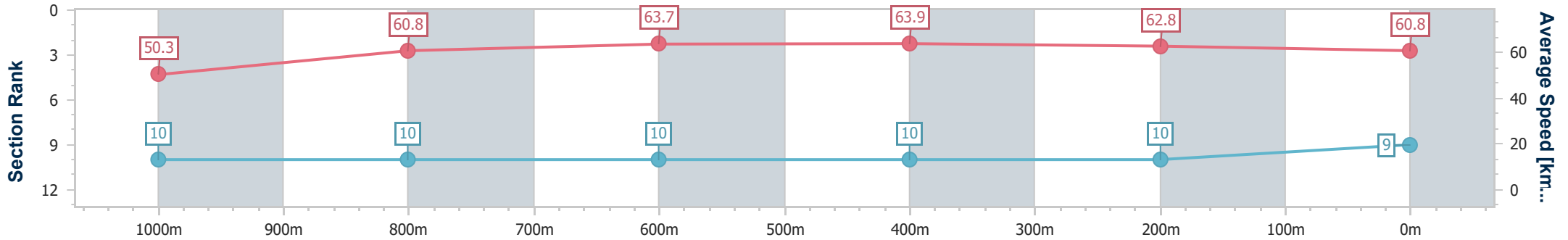
Horse/Jockey Name	Maybe Smart
Final Rank	9
Fastest Section Time (Section)	0:11.14 (600m)
Top Speed [km/h] (Section)	65.4 (800m)
Race State	Finished



**Aquis Park Gold Coast QLD Professional**  
**Race 6: Attwood Marshall Lawyers Class 3 Handicap - 1200m**  
 19 October 2024 - 16:25  
 Track Rating: Soft 5, Weather: Fine, Rail Position: +4m 900m-0m, +2m Remainder



Section	Overall	1000m	800m	600m	400m	200m
Section Times	1:11.99 [9] (0:14.34)	0:57.65 [10] (0:11.88)	0:45.77 [10] (0:11.30)	0:34.47 [10] (0:11.14)	0:23.33 [10] (0:11.46)	0:11.87 [10] (0:11.87)
Average Speed [km/h]	50.3	60.8	63.7	63.9	62.8	60.8
Top Speed [km/h]	62.5	63.5	65.4	65.2	63.4	62.2
Avg. Dist. to Rail [m]	4.9	1.3	0.6	1.7	1.0	1.0
Avg. Stride Freq. [Hz]	2.3	2.3	2.4	2.4	2.4	2.4
Avg. Stride Length [m]	6.2	7.3	7.5	7.6	7.3	7.1



- [ ] Ranking at each section and finish
- .-.- No data available at this section
- NA No data available



Horse/Jockey Name	Still Ready
Final Rank	10
Fastest Section Time (Section)	0:11.07 (800m)
Top Speed [km/h] (Section)	66.3 (800m)
Race State	Finished



### Aquis Park Gold Coast QLD Professional

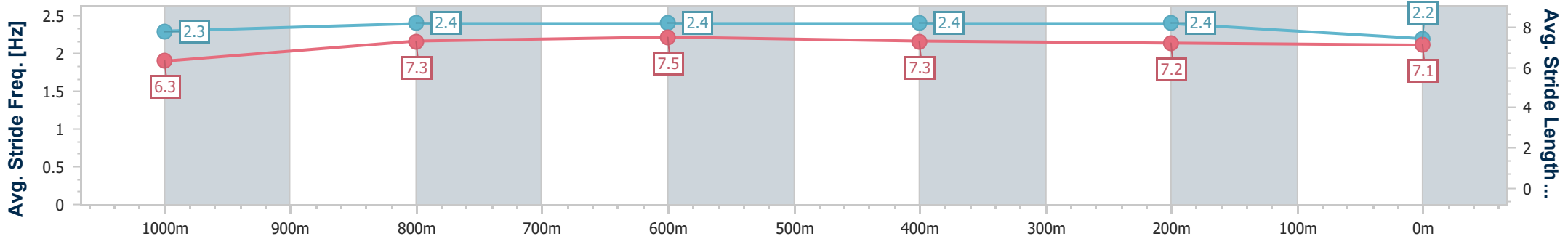
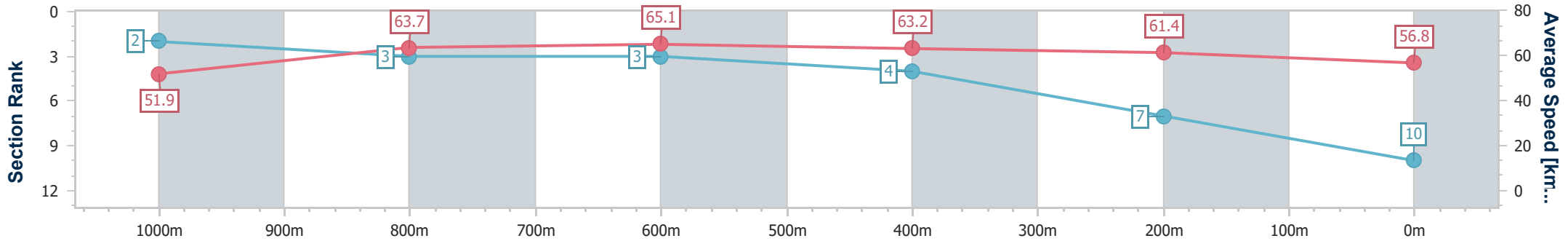
Race 6: Attwood Marshall Lawyers Class 3 Handicap - 1200m



19 October 2024 - 16:25

Track Rating: Soft 5, Weather: Fine, Rail Position: +4m 900m-0m, +2m Remainder

Section	Overall	1000m	800m	600m	400m	200m
Section Times	1:12.08 [10] (0:13.85)	0:58.23 [2] (0:11.39)	0:46.84 [3] (0:11.07)	0:35.77 [3] (0:11.36)	0:24.41 [4] (0:11.70)	0:12.71 [7] (0:12.71)
Average Speed [km/h]	51.9	63.7	65.1	63.2	61.4	56.8
Top Speed [km/h]	66.2	65.6	66.3	64.7	63.1	62.0
Avg. Dist. to Rail [m]	5.9	1.9	0.5	0.8	1.8	2.7
Avg. Stride Freq. [Hz]	2.3	2.4	2.4	2.4	2.4	2.2
Avg. Stride Length [m]	6.3	7.3	7.5	7.3	7.2	7.1



- [ ] Ranking at each section and finish
- .-.- No data available at this section
- NA No data available