



Eagle Farm QLD Professional

Race 3: XXXX No Metro Wins Handicap - 1400m

19 October 2024 - 12:49



BRISBANE
RACING CLUB

Track Rating: Good 4, Weather: Fine, Rail Position: +6m Entire

Section		Field Times											
Overall	1200m	1000m	800m	600m	400m	Last 600m							
1:21.80 (0:13.66)	1:08.14 (0:10.55)	0:57.59 (0:11.02)	0:46.57 (0:11.44)	0:35.13 (0:11.56)	0:23.57 (0:11.54)	0:35.13							
Rank	TAB	Horse/Jockey	Barrier	Top Speed [km/h]	Fastest Section	Overall	1200m	1000m	800m	600m	400m	Last 600m	Distance Travelled [m]
1	4	BULLION BOY James Orman	1	66.6	0:10.97	1:21.80 [1] (0:14.02)	1:07.78 [4] (0:11.01)	0:56.77 [4] (0:11.25)	0:45.52 [4] (0:11.41)	0:34.11 [4] (0:11.21)	0:22.90 [4] (0:10.97)	0:34.11	
2	16	DROP THE MIC Georgina Cartwright	7	68.4	0:10.79	1:21.87 [2] (0:13.66)	1:08.21 [1] (0:10.79)	0:57.42 [2] (0:11.15)	0:46.27 [3] (0:11.38)	0:34.89 [3] (0:11.53)	0:23.36 [2] (0:11.26)	0:34.89	+5
3	8	AMERICAN PHIREBALL Noel Callow	6	66.5	0:10.98	1:22.33 [3] (0:14.59)	1:07.74 [11] (0:11.48)	0:56.26 [11] (0:11.31)	0:44.95 [10] (0:11.16)	0:33.79 [9] (0:11.12)	0:22.67 [9] (0:10.98)	0:33.79	-3
4	6	STRIPPED BACK Martin Harley	2	66.7	0:11.03	1:22.36 [4] (0:14.26)	1:08.10 [7] (0:11.17)	0:56.93 [6] (0:11.03)	0:45.90 [5] (0:11.39)	0:34.51 [5] (0:11.35)	0:23.16 [5] (0:11.20)	0:34.51	-6
5	19	JEALOUS Kyle Wilson-Taylor	3	66.5	0:11.17	1:22.41 [5] (0:14.25)	1:08.16 [6] (0:11.33)	0:56.83 [7] (0:11.17)	0:45.66 [7] (0:11.32)	0:34.34 [7] (0:11.28)	0:23.06 [6] (0:11.23)	0:34.34	+5
6	14	MR WANDJI Melea Castle	8	70.2	0:10.44	1:22.46 [6] (0:13.77)	1:08.69 [2] (0:10.44)	0:58.25 [1] (0:11.02)	0:47.23 [1] (0:11.44)	0:35.79 [1] (0:11.56)	0:24.23 [1] (0:11.55)	0:35.79	+4
7	15	LUDOVISI Emily Lang	10	66.2	0:11.08	1:22.93 [7] (0:14.37)	1:08.56 [8] (0:11.31)	0:57.25 [8] (0:11.40)	0:45.85 [8] (0:11.31)	0:34.54 [8] (0:11.31)	0:23.23 [10] (0:11.08)	0:34.54	+5
8	7	ZHUANG SHI Cody Collis	9	66.0	0:11.04	1:23.00 [8] (0:14.51)	1:08.49 [9] (0:11.47)	0:57.02 [9] (0:11.30)	0:45.72 [9] (0:11.33)	0:34.39 [10] (0:11.04)	0:23.35 [8] (0:11.17)	0:34.39	+0
9	11	DAMO DAYZ Angela Jones	11	68.8	0:11.11	1:23.28 [9] (0:14.58)	1:08.70 [10] (0:11.45)	0:57.25 [10] (0:11.36)	0:45.89 [11] (0:11.25)	0:34.64 [11] (0:11.14)	0:23.50 [11] (0:11.11)	0:34.64	+8
10	18	TIME TO TESTIFY Mark Du Plessis	4	66.2	0:11.12	1:23.30 [10] (0:14.12)	1:09.18 [5] (0:11.12)	0:58.06 [5] (0:11.26)	0:46.80 [6] (0:11.41)	0:35.39 [6] (0:11.45)	0:23.94 [7] (0:11.31)	0:35.39	+7

Scratched: Duchess Bree (#21), Too Hard To Refuse (#10), End Assembly (#1), Kadall (#3), Depth Charge (#9), Schmoozer (#12), Miss Helmut (#22), Uncle Russ (#13), Letmeletgo (#2), Goldeeluck (#5), Whist

[] Ranking at each section and finish
 -:-:- No data available at this section
 NA No data available

SCN Saddle cloth number
 DNF Did not finish
 DNT Did not track



Eagle Farm QLD Professional

Race 3: XXXX No Metro Wins Handicap - 1400m

19 October 2024 - 12:49



BRISBANE
RACING CLUB

Track Rating: Good 4, Weather: Fine, Rail Position: +6m Entire

Section	Overall	1200m	1000m	800m	600m	400m	Last 600m
Field Times	1:21.80 (0:13.66)	1:08.14 (0:10.55)	0:57.59 (0:11.02)	0:46.57 (0:11.44)	0:35.13 (0:11.56)	0:23.57 (0:11.54)	0:35.13

Rank	TAB	Horse/Jockey	Barrier	Top Speed [km/h]	Fastest Section	Overall	1200m	1000m	800m	600m	400m	Last 600m	Distance Travelled [m]
11	17	BAT PAD	5	69.3	0:10.68	1:24.07 [11]	1:10.27 [3]	0:59.59 [3]	0:48.62 [2]	0:37.23 [2]	0:25.46 [3]	0:37.23	-8
		Tahlia Fenlon		1200m	1200m	(0:13.80)	(0:10.68)	(0:10.97)	(0:11.39)	(0:11.77)	(0:12.13)		

Scratched: Duchess Bree (#21), Too Hard To Refuse (#10), End Assembly (#1), Kadall (#3), Depth Charge (#9), Schmoozzer (#12), Miss Helmut (#22), Uncle Russ (#13), Letmeletgo (#2), Goldeeluck (#5), Whist

[] Ranking at each section and finish
 -:-:-:- No data available at this section
 NA No data available

SCN Saddle cloth number
 DNF Did not finish
 DNT Did not track



Eagle Farm QLD Professional

Race 3: XXXX No Metro Wins Handicap - 1400m

19 October 2024 - 12:49



BRISBANE
RACING CLUB

Track Rating: Good 4, Weather: Fine, Rail Position: +6m Entire

Section				200m				Last 600m	
Field Times				0:12.03 (0:12.03)				0:35.13	
Rank	TAB	Horse/Jockey	Barrier	Top Speed [km/h]	Fastest Section	Margin			Distance Travelled [m]
1	4	BULLION BOY James Orman	1	66.6 600m	0:10.97 400m	0:11.93 [3] (0:11.93)	1:21.80		0:34.11
2	16	DROP THE MIC Georgina Cartwright	7	68.4 1200m	0:10.79 1200m	0:12.10 [1] (0:12.10)	0.41L		0:34.89 +5
3	8	AMERICAN PHIREBALL Noel Callow	6	66.5 400m	0:10.98 400m	0:11.69 [6] (0:11.69)	3.09L		0:33.79 -3
4	6	STRIPPED BACK Martin Harley	2	66.7 400m	0:11.03 1000m	0:11.96 [4] (0:11.96)	3.26L		0:34.51 -6
5	19	JEALOUS Kyle Wilson-Taylor	3	66.5 1000m	0:11.17 1000m	0:11.83 [5] (0:11.83)	3.59L		0:34.34 +5
6	14	MR WANDJI Melea Castle	8	70.2 1200m	0:10.44 1200m	0:12.68 [2] (0:12.68)	3.86L		0:35.79 +4
7	15	LUDOVISI Emily Lang	10	66.2 400m	0:11.08 400m	0:12.15 [9] (0:12.15)	6.62L		0:34.54 +5
8	7	ZHUANG SHI Cody Collis	9	66.0 400m	0:11.04 600m	0:12.18 [10] (0:12.18)	7.03L		0:34.39 +0
9	11	DAMO DAYZ Angela Jones	11	68.8 400m	0:11.11 400m	0:12.39 [11] (0:12.39)	8.68L		0:34.64 +8
10	18	TIME TO TESTIFY Mark Du Plessis	4	66.2 1200m	0:11.12 1200m	0:12.63 [7] (0:12.63)	8.79L		0:35.39 +7

Scratched: Duchess Bree (#21), Too Hard To Refuse (#10), End Assembly (#1), Kadall (#3), Depth Charge (#9), Schmoozer (#12), Miss Helmut (#22), Uncle Russ (#13), Letmeletgo (#2), Goldeeluck (#5), Whist

Report Created: Sat 19 October 2024 13:06 GMT+1 (Note: Timing is based on position data)

Page 3/15

[] Ranking at each section and finish
-:--:-- No data available at this section
NA No data available

SCN Saddle cloth number
DNF Did not finish
DNT Did not track

data processed by TRIPLES DATA



Eagle Farm QLD Professional
Race 3: XXXX No Metro Wins Handicap - 1400m
19 October 2024 - 12:49



BRISBANE
RACING CLUB

Track Rating: Good 4, Weather: Fine, Rail Position: +6m Entire

Section				200m				Last 600m	
Field Times				0:12.03 (0:12.03)				0:35.13	
Rank	TAB Horse/Jockey	Barrier	Top Speed [km/h]	Fastest Section	Margin				Distance Travelled [m]
11	17 BAT PAD	5	69.3	0:10.68	0:13.33 [8]	13.33L		0:37.23	-8
	Tahlia Fenlon		1200m	1200m	(0:13.33)				

Scratched: Duchess Bree (#21), Too Hard To Refuse (#10), End Assembly (#1), Kadall (#3), Depth Charge (#9), Schmoozer (#12), Miss Helmut (#22), Uncle Russ (#13), Letmeletgo (#2), Goldeeluck (#5), Whist

[] Ranking at each section and finish
 -:-:- No data available at this section
 NA No data available

SCN Saddle cloth number
 DNF Did not finish
 DNT Did not track



Horse/Jockey Name	Bullion Boy
Final Rank	1
Fastest Section Time (Section)	0:10.97 (400m)
Top Speed [km/h] (Section)	66.6 (600m)
Race State	Finished



Eagle Farm QLD Professional

Race 3: XXXX No Metro Wins Handicap - 1400m

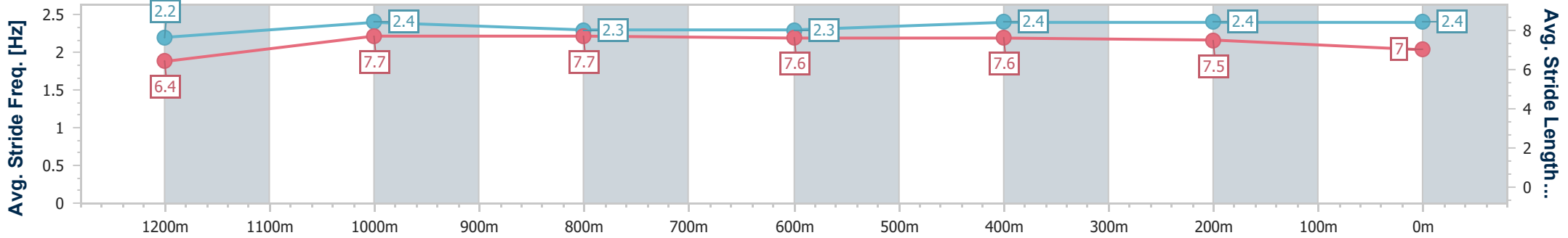
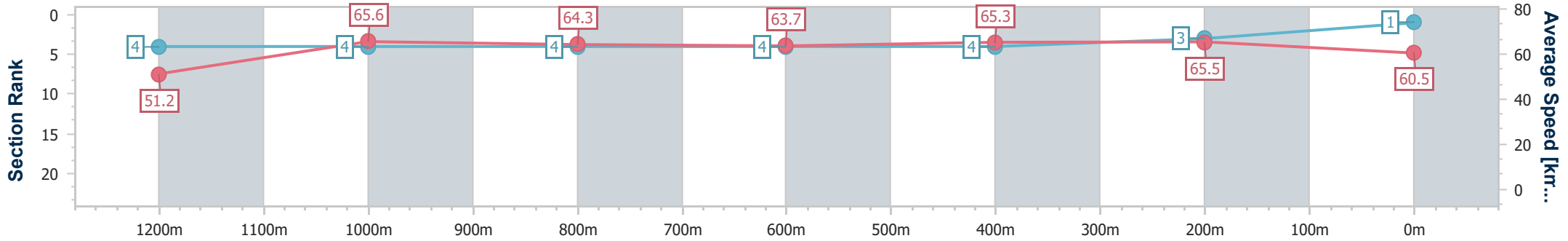
19 October 2024 - 12:49

Track Rating: Good 4, Weather: Fine, Rail Position: +6m Entire



BRISBANE RACING CLUB

Section	Overall	1200m	1000m	800m	600m	400m	200m
Section Times	1:21.80 [1] (0:14.02)	1:07.78 [4] (0:11.01)	0:56.77 [4] (0:11.25)	0:45.52 [4] (0:11.41)	0:34.11 [4] (0:11.21)	0:22.90 [4] (0:10.97)	0:11.93 [3] (0:11.93)
Average Speed [km/h]	51.2	65.6	64.3	63.7	65.3	65.5	60.5
Top Speed [km/h]	65.4	66.4	65.6	65.6	66.6	66.4	65.3
Avg. Dist. to Rail [m]	2.9	1.0	0.9	2.5	3.4	5.0	4.2
Avg. Stride Freq. [Hz]	2.2	2.4	2.3	2.3	2.4	2.4	2.4
Avg. Stride Length [m]	6.4	7.7	7.7	7.6	7.6	7.5	7.0



- [] Ranking at each section and finish
- .-.- No data available at this section
- NA No data available



Horse/Jockey Name	Drop The Mic
Final Rank	2
Fastest Section Time (Section)	0:10.79 (1200m)
Top Speed [km/h] (Section)	68.4 (1200m)
Race State	Finished



Eagle Farm QLD Professional

Race 3: XXXX No Metro Wins Handicap - 1400m

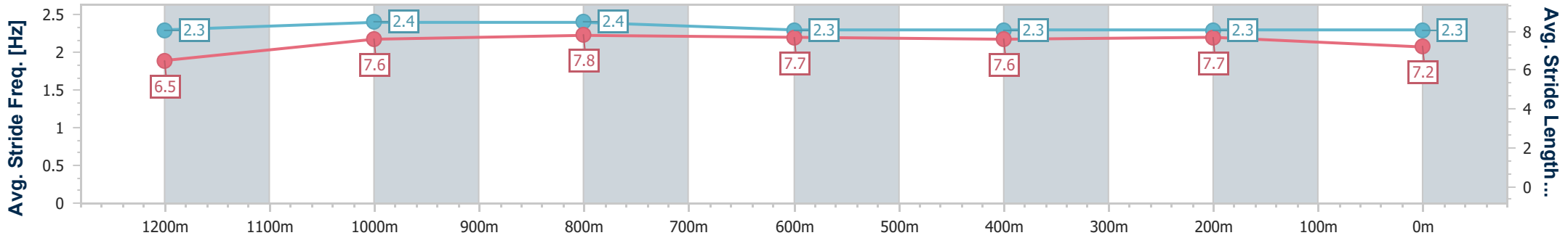
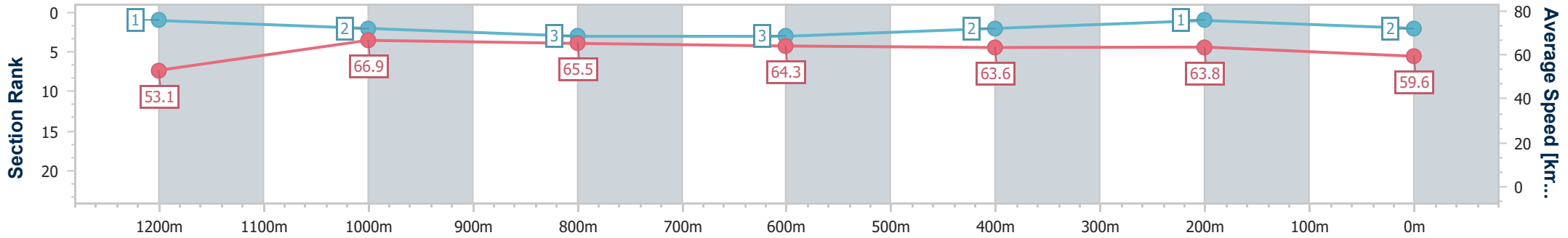
19 October 2024 - 12:49

Track Rating: Good 4, Weather: Fine, Rail Position: +6m Entire



BRISBANE RACING CLUB

Section	Overall	1200m	1000m	800m	600m	400m	200m
Section Times	1:21.87 [2] (0:13.66)	1:08.21 [1] (0:10.79)	0:57.42 [2] (0:11.15)	0:46.27 [3] (0:11.38)	0:34.89 [3] (0:11.53)	0:23.36 [2] (0:11.26)	0:12.10 [1] (0:12.10)
Average Speed [km/h]	53.1	66.9	65.5	64.3	63.6	63.8	59.6
Top Speed [km/h]	68.1	68.4	66.7	65.9	64.6	65.0	62.3
Avg. Dist. to Rail [m]	7.9	3.1	3.2	3.4	3.6	2.0	1.9
Avg. Stride Freq. [Hz]	2.3	2.4	2.4	2.3	2.3	2.3	2.3
Avg. Stride Length [m]	6.5	7.6	7.8	7.7	7.6	7.7	7.2



- [] Ranking at each section and finish
- .-.- No data available at this section
- NA No data available



Horse/Jockey Name	American Phireball
Final Rank	3
Fastest Section Time (Section)	0:10.98 (400m)
Top Speed [km/h] (Section)	66.5 (400m)
Race State	Finished

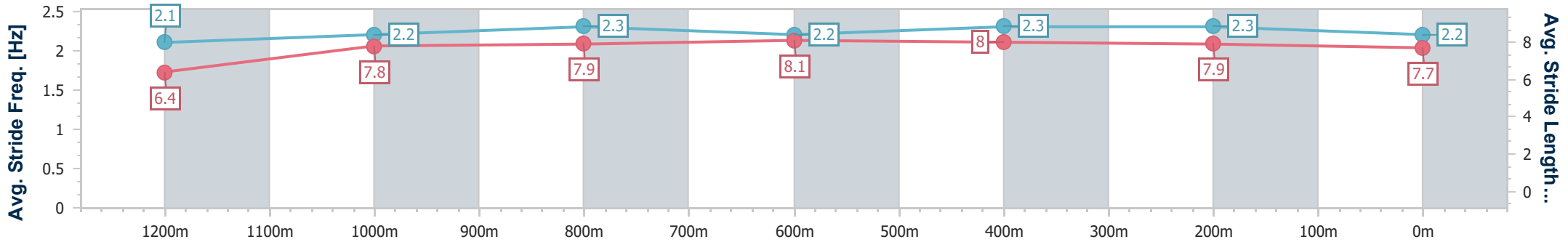
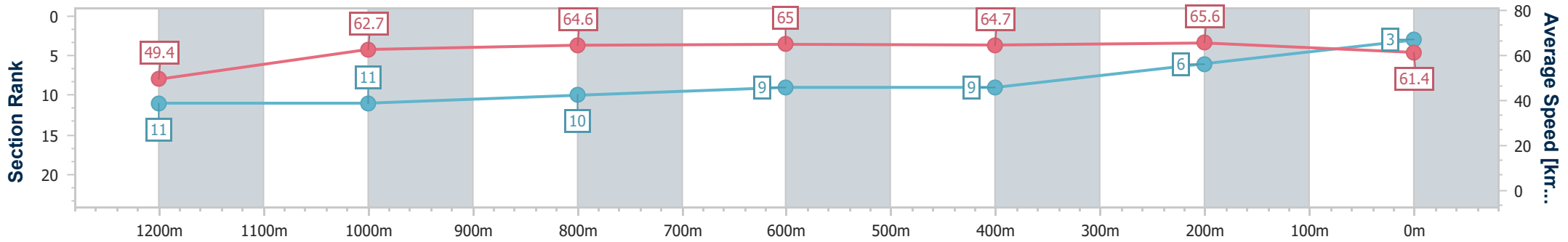


Eagle Farm QLD Professional
 Race 3: XXXX No Metro Wins Handicap - 1400m
 19 October 2024 - 12:49
 Track Rating: Good 4, Weather: Fine, Rail Position: +6m Entire



BRISBANE
RACING CLUB

Section	Overall	1200m	1000m	800m	600m	400m	200m
Section Times	1:22.33 [3] (0:14.59)	1:07.74 [11] (0:11.48)	0:56.26 [11] (0:11.31)	0:44.95 [10] (0:11.16)	0:33.79 [9] (0:11.12)	0:22.67 [9] (0:10.98)	0:11.69 [6] (0:11.69)
Average Speed [km/h]	49.4	62.7	64.6	65.0	64.7	65.6	61.4
Top Speed [km/h]	64.0	64.6	65.9	65.7	65.3	66.5	65.1
Avg. Dist. to Rail [m]	4.9	1.0	2.6	2.0	1.0	3.5	4.5
Avg. Stride Freq. [Hz]	2.1	2.2	2.3	2.2	2.3	2.3	2.2
Avg. Stride Length [m]	6.4	7.8	7.9	8.1	8.0	7.9	7.7



- [] Ranking at each section and finish
- .-.- No data available at this section
- NA No data available



Horse/Jockey Name	Stripped Back
Final Rank	4
Fastest Section Time (Section)	0:11.03 (1000m)
Top Speed [km/h] (Section)	66.7 (400m)
Race State	Finished



Eagle Farm QLD Professional

Race 3: XXXX No Metro Wins Handicap - 1400m

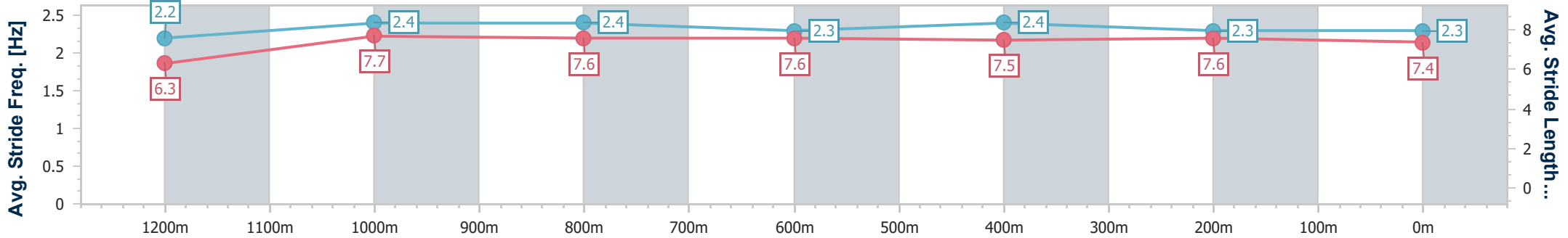
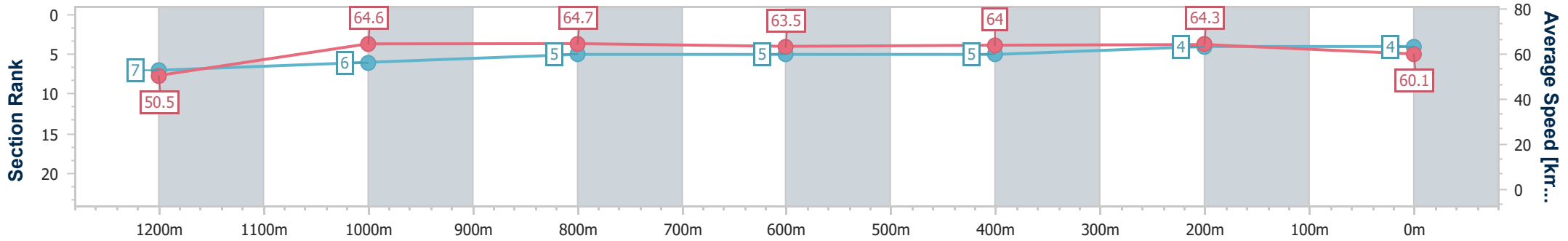
19 October 2024 - 12:49

Track Rating: Good 4, Weather: Fine, Rail Position: +6m Entire



BRISBANE RACING CLUB

Section	Overall	1200m	1000m	800m	600m	400m	200m
Section Times	1:22.36 [4] (0:14.26)	1:08.10 [7] (0:11.17)	0:56.93 [6] (0:11.03)	0:45.90 [5] (0:11.39)	0:34.51 [5] (0:11.35)	0:23.16 [5] (0:11.20)	0:11.96 [4] (0:11.96)
Average Speed [km/h]	50.5	64.6	64.7	63.5	64.0	64.3	60.1
Top Speed [km/h]	66.0	65.2	65.7	65.0	65.3	66.7	62.4
Avg. Dist. to Rail [m]	3.3	1.1	1.2	1.0	1.6	3.6	3.3
Avg. Stride Freq. [Hz]	2.2	2.4	2.4	2.3	2.4	2.3	2.3
Avg. Stride Length [m]	6.3	7.7	7.6	7.6	7.5	7.6	7.4



- [] Ranking at each section and finish
- .-.- No data available at this section
- NA No data available



Horse/Jockey Name	Jealous
Final Rank	5
Fastest Section Time (Section)	0:11.17 (1000m)
Top Speed [km/h] (Section)	66.5 (1000m)
Race State	Finished



Eagle Farm QLD Professional

Race 3: XXXX No Metro Wins Handicap - 1400m

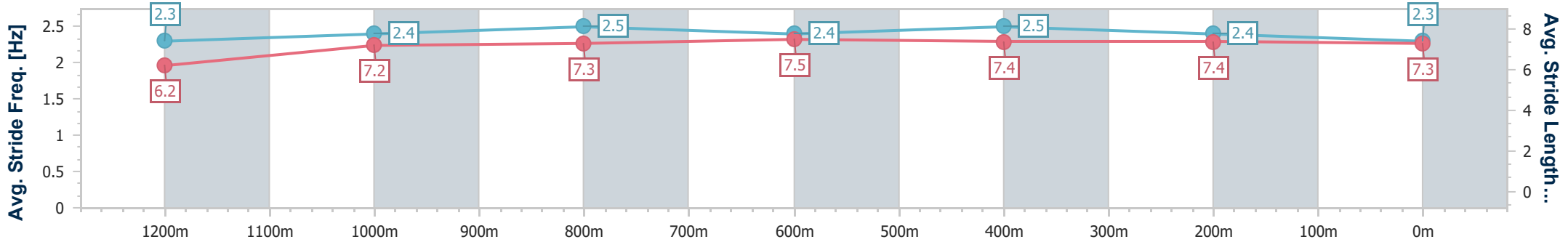
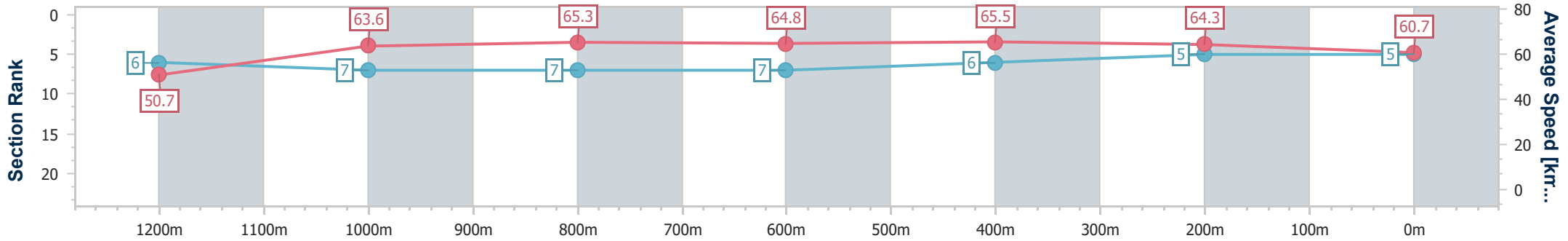
19 October 2024 - 12:49

Track Rating: Good 4, Weather: Fine, Rail Position: +6m Entire



BRISBANE RACING CLUB

Section	Overall	1200m	1000m	800m	600m	400m	200m
Section Times	1:22.41 [5] (0:14.25)	1:08.16 [6] (0:11.33)	0:56.83 [7] (0:11.17)	0:45.66 [7] (0:11.32)	0:34.34 [7] (0:11.28)	0:23.06 [6] (0:11.23)	0:11.83 [5] (0:11.83)
Average Speed [km/h]	50.7	63.6	65.3	64.8	65.5	64.3	60.7
Top Speed [km/h]	64.4	64.4	66.5	65.8	66.0	65.9	62.1
Avg. Dist. to Rail [m]	4.8	1.9	2.7	4.3	5.4	6.7	5.5
Avg. Stride Freq. [Hz]	2.3	2.4	2.5	2.4	2.5	2.4	2.3
Avg. Stride Length [m]	6.2	7.2	7.3	7.5	7.4	7.4	7.3



- [] Ranking at each section and finish
- .-.- No data available at this section
- NA No data available



Horse/Jockey Name	Mr Wandji
Final Rank	6
Fastest Section Time (Section)	0:10.44 (1200m)
Top Speed [km/h] (Section)	70.2 (1200m)
Race State	Finished



Eagle Farm QLD Professional

Race 3: XXXX No Metro Wins Handicap - 1400m

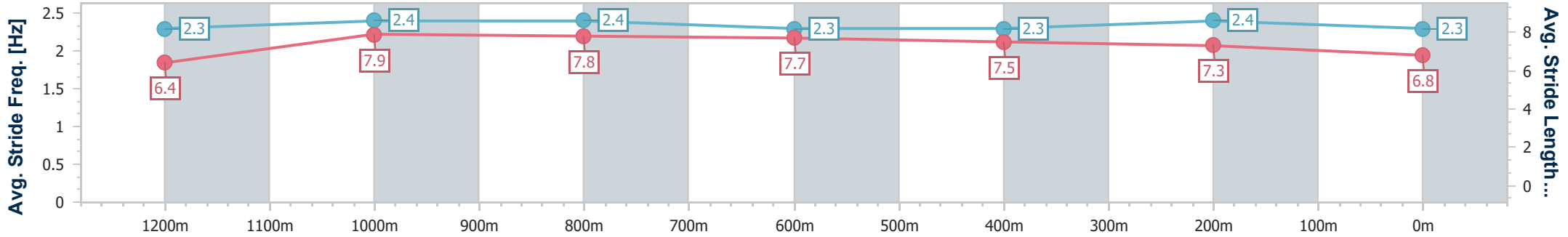
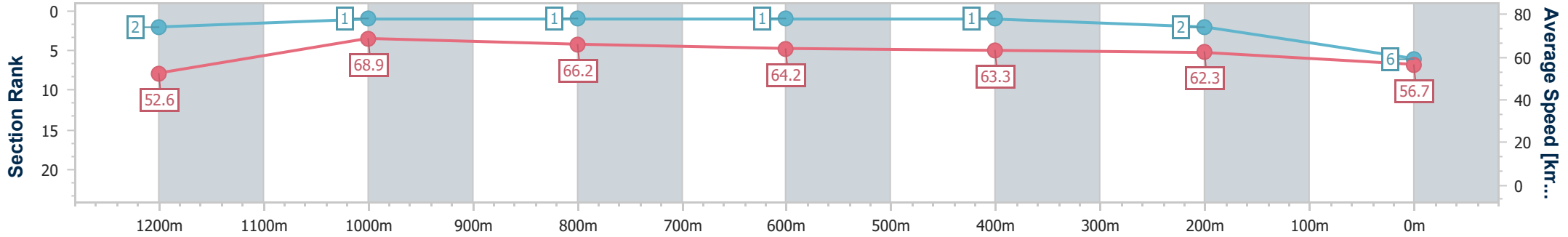
19 October 2024 - 12:49

Track Rating: Good 4, Weather: Fine, Rail Position: +6m Entire



BRISBANE RACING CLUB

Section	Overall	1200m	1000m	800m	600m	400m	200m
Section Times	1:22.46 [6] (0:13.77)	1:08.69 [2] (0:10.44)	0:58.25 [1] (0:11.02)	0:47.23 [1] (0:11.44)	0:35.79 [1] (0:11.56)	0:24.23 [1] (0:11.55)	0:12.68 [2] (0:12.68)
Average Speed [km/h]	52.6	68.9	66.2	64.2	63.3	62.3	56.7
Top Speed [km/h]	67.7	70.2	67.4	65.4	64.2	64.7	59.6
Avg. Dist. to Rail [m]	7.5	1.4	2.5	4.7	2.7	1.4	1.6
Avg. Stride Freq. [Hz]	2.3	2.4	2.4	2.3	2.3	2.4	2.3
Avg. Stride Length [m]	6.4	7.9	7.8	7.7	7.5	7.3	6.8



- [] Ranking at each section and finish
- .-.- No data available at this section
- NA No data available



Horse/Jockey Name	Ludovisi
Final Rank	7
Fastest Section Time (Section)	0:11.08 (400m)
Top Speed [km/h] (Section)	66.2 (400m)
Race State	Finished



Eagle Farm QLD Professional

Race 3: XXXX No Metro Wins Handicap - 1400m

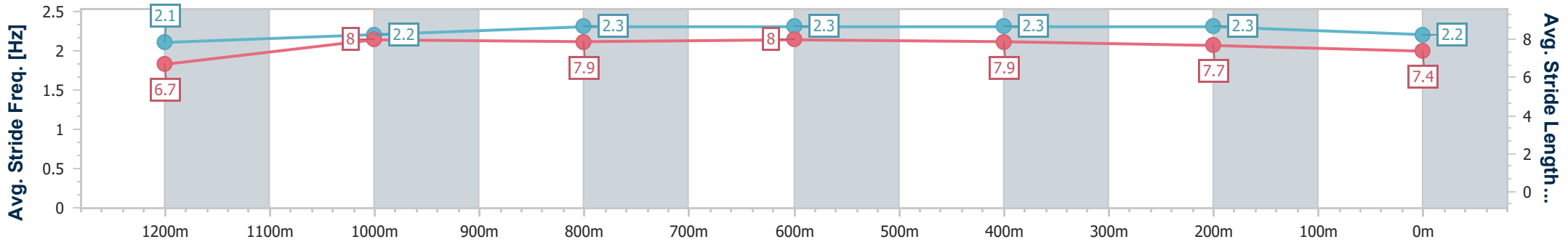
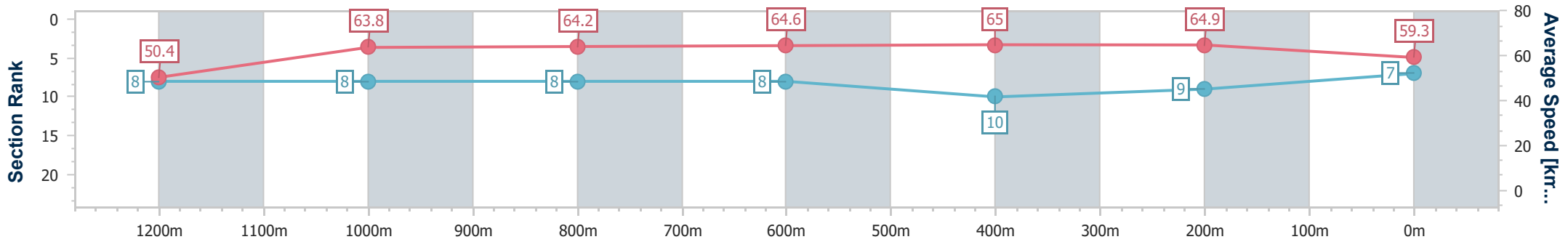
19 October 2024 - 12:49

Track Rating: Good 4, Weather: Fine, Rail Position: +6m Entire



BRISBANE RACING CLUB

Section	Overall	1200m	1000m	800m	600m	400m	200m
Section Times	1:22.93 [7] (0:14.37)	1:08.56 [8] (0:11.31)	0:57.25 [8] (0:11.40)	0:45.85 [8] (0:11.31)	0:34.54 [8] (0:11.31)	0:23.23 [10] (0:11.08)	0:12.15 [9] (0:12.15)
Average Speed [km/h]	50.4	63.8	64.2	64.6	65.0	64.9	59.3
Top Speed [km/h]	63.3	65.5	65.5	65.4	65.3	66.2	62.7
Avg. Dist. to Rail [m]	8.4	2.4	3.7	3.9	3.3	8.1	8.6
Avg. Stride Freq. [Hz]	2.1	2.2	2.3	2.3	2.3	2.3	2.2
Avg. Stride Length [m]	6.7	8.0	7.9	8.0	7.9	7.7	7.4



- [] Ranking at each section and finish
- .-.- No data available at this section
- NA No data available



Horse/Jockey Name	Zhuang Shi
Final Rank	8
Fastest Section Time (Section)	0:11.04 (600m)
Top Speed [km/h] (Section)	66.0 (400m)
Race State	Finished



Eagle Farm QLD Professional

Race 3: XXXX No Metro Wins Handicap - 1400m

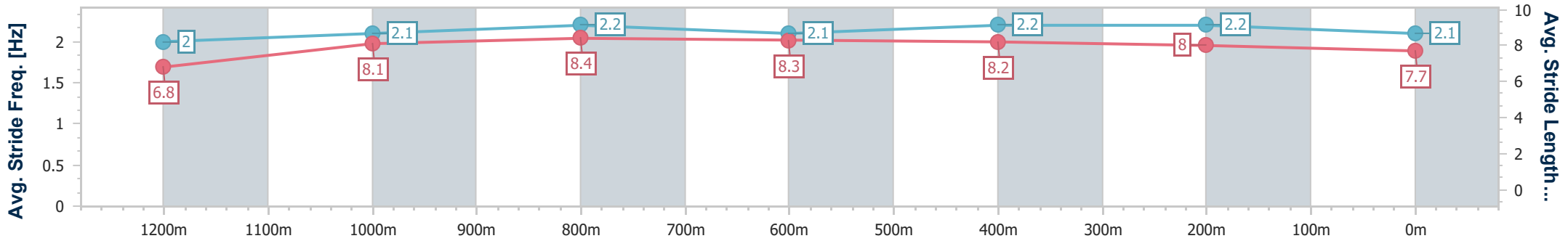
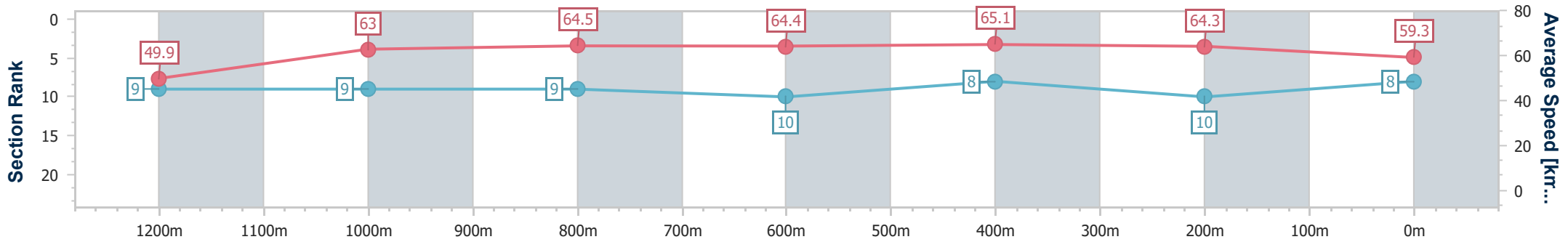
19 October 2024 - 12:49

Track Rating: Good 4, Weather: Fine, Rail Position: +6m Entire



BRISBANE RACING CLUB

Section	Overall	1200m	1000m	800m	600m	400m	200m
Section Times	1:23.00 [8] (0:14.51)	1:08.49 [9] (0:11.47)	0:57.02 [9] (0:11.30)	0:45.72 [9] (0:11.33)	0:34.39 [10] (0:11.04)	0:23.35 [8] (0:11.17)	0:12.18 [10] (0:12.18)
Average Speed [km/h]	49.9	63.0	64.5	64.4	65.1	64.3	59.3
Top Speed [km/h]	63.9	64.0	65.3	65.0	65.9	66.0	62.6
Avg. Dist. to Rail [m]	7.0	2.3	2.9	3.1	0.8	5.8	6.7
Avg. Stride Freq. [Hz]	2.0	2.1	2.2	2.1	2.2	2.2	2.1
Avg. Stride Length [m]	6.8	8.1	8.4	8.3	8.2	8.0	7.7



- [] Ranking at each section and finish
- .-.- No data available at this section
- NA No data available



Horse/Jockey Name	Damo Dayz
Final Rank	9
Fastest Section Time (Section)	0:11.11 (400m)
Top Speed [km/h] (Section)	68.8 (400m)
Race State	Finished



Eagle Farm QLD Professional

Race 3: XXXX No Metro Wins Handicap - 1400m

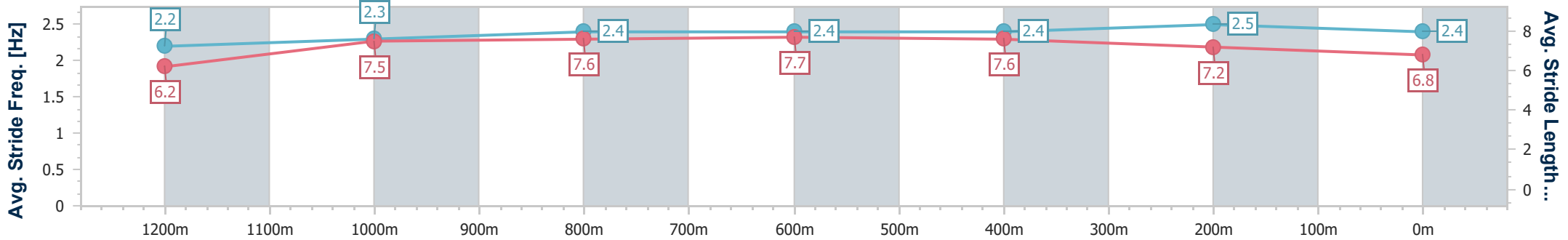
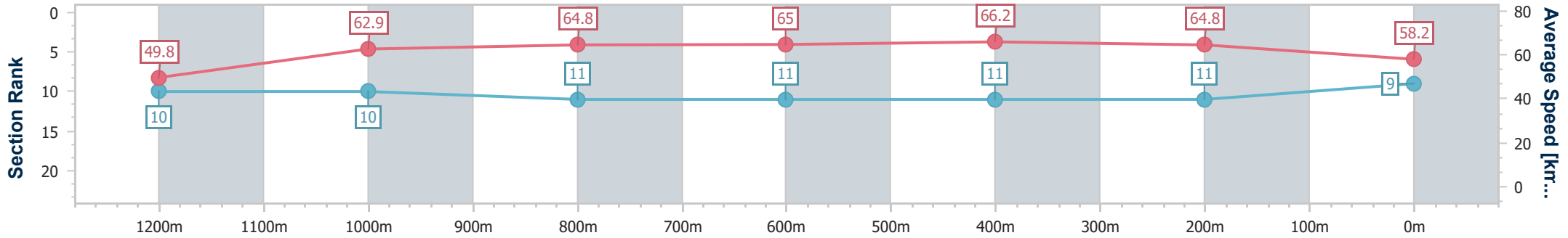
19 October 2024 - 12:49

Track Rating: Good 4, Weather: Fine, Rail Position: +6m Entire



BRISBANE RACING CLUB

Section	Overall	1200m	1000m	800m	600m	400m	200m
Section Times	1:23.28 [9] (0:14.58)	1:08.70 [10] (0:11.45)	0:57.25 [10] (0:11.36)	0:45.89 [11] (0:11.25)	0:34.64 [11] (0:11.14)	0:23.50 [11] (0:11.11)	0:12.39 [11] (0:12.39)
Average Speed [km/h]	49.8	62.9	64.8	65.0	66.2	64.8	58.2
Top Speed [km/h]	64.4	64.6	67.0	66.0	68.3	68.8	60.9
Avg. Dist. to Rail [m]	9.7	3.1	4.0	4.5	4.7	9.8	10.3
Avg. Stride Freq. [Hz]	2.2	2.3	2.4	2.4	2.4	2.5	2.4
Avg. Stride Length [m]	6.2	7.5	7.6	7.7	7.6	7.2	6.8



- [] Ranking at each section and finish
- .-.- No data available at this section
- NA No data available



Horse/Jockey Name	Time To Testify
Final Rank	10
Fastest Section Time (Section)	0:11.12 (1200m)
Top Speed [km/h] (Section)	66.2 (1200m)
Race State	Finished



Eagle Farm QLD Professional

Race 3: XXXX No Metro Wins Handicap - 1400m

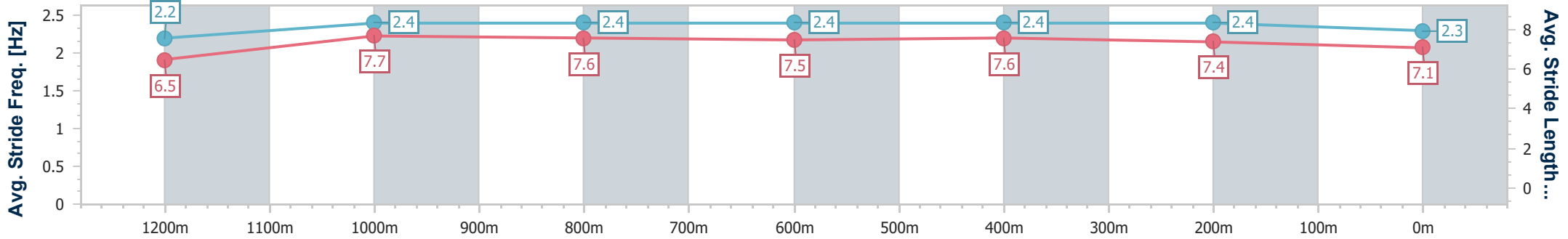
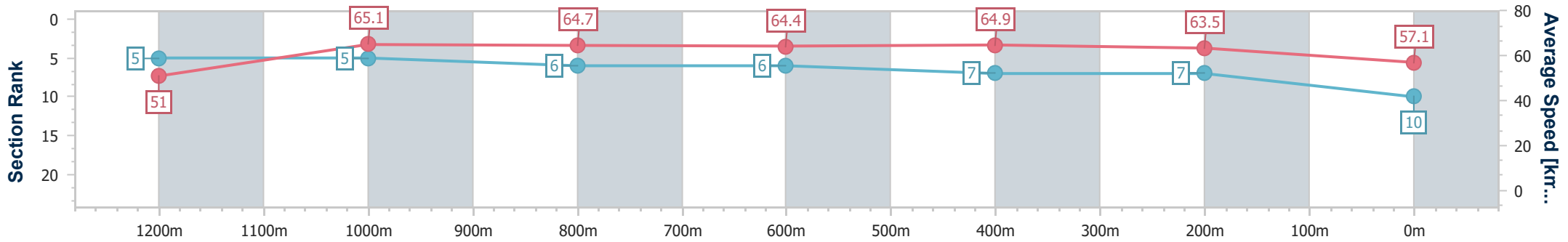
19 October 2024 - 12:49

Track Rating: Good 4, Weather: Fine, Rail Position: +6m Entire



BRISBANE RACING CLUB

Section	Overall	1200m	1000m	800m	600m	400m	200m
Section Times	1:23.30 [10] (0:14.12)	1:09.18 [5] (0:11.12)	0:58.06 [5] (0:11.26)	0:46.80 [6] (0:11.41)	0:35.39 [6] (0:11.45)	0:23.94 [7] (0:11.31)	0:12.63 [7] (0:12.63)
Average Speed [km/h]	51.0	65.1	64.7	64.4	64.9	63.5	57.1
Top Speed [km/h]	64.5	66.2	65.8	65.4	66.0	66.0	59.9
Avg. Dist. to Rail [m]	5.0	1.8	2.9	4.9	5.8	7.5	6.4
Avg. Stride Freq. [Hz]	2.2	2.4	2.4	2.4	2.4	2.4	2.3
Avg. Stride Length [m]	6.5	7.7	7.6	7.5	7.6	7.4	7.1



- [] Ranking at each section and finish
- .-.- No data available at this section
- NA No data available



Horse/Jockey Name	Bat Pad
Final Rank	11
Fastest Section Time (Section)	0:10.68 (1200m)
Top Speed [km/h] (Section)	69.3 (1200m)
Race State	Finished



Eagle Farm QLD Professional

Race 3: XXXX No Metro Wins Handicap - 1400m

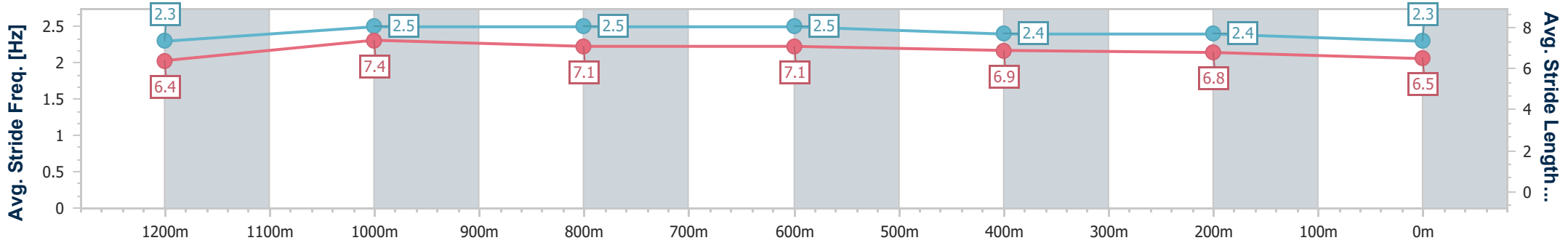
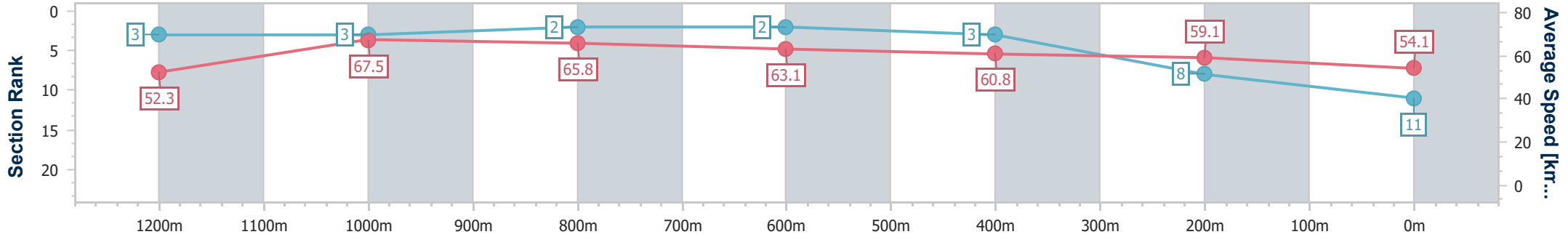
19 October 2024 - 12:49

Track Rating: Good 4, Weather: Fine, Rail Position: +6m Entire



BRISBANE RACING CLUB

Section	Overall	1200m	1000m	800m	600m	400m	200m
Section Times	1:24.07 [11] (0:13.80)	1:10.27 [3] (0:10.68)	0:59.59 [3] (0:10.97)	0:48.62 [2] (0:11.39)	0:37.23 [2] (0:11.77)	0:25.46 [3] (0:12.13)	0:13.33 [8] (0:13.33)
Average Speed [km/h]	52.3	67.5	65.8	63.1	60.8	59.1	54.1
Top Speed [km/h]	66.9	69.3	66.9	64.7	62.3	60.7	58.2
Avg. Dist. to Rail [m]	4.5	0.3	0.4	0.8	1.6	0.5	1.0
Avg. Stride Freq. [Hz]	2.3	2.5	2.5	2.5	2.4	2.4	2.3
Avg. Stride Length [m]	6.4	7.4	7.1	7.1	6.9	6.8	6.5



- [] Ranking at each section and finish
- .-.- No data available at this section
- NA No data available