



Eagle Farm QLD Professional

Race 9: Canadian Club BM70 Handicap - 1830m

19 October 2024 - 16:45



BRISBANE
RACING CLUB

Track Rating: Good 4, Weather: Fine, Rail Position: +6m Entire

Section		Field Times												
Overall	1600m	1400m	1200m	1000m	800m	600m	Last 600m							
1:50.48 (0:15.40)	1:35.08 (0:11.29)	1:23.79 (0:11.65)	1:12.14 (0:12.22)	0:59.92 (0:12.23)	0:47.69 (0:11.76)	0:35.93 (0:11.86)	0:35.93							
Rank	TAB	Horse/Jockey	Barrier	Top Speed [km/h]	Fastest Section								Distance Travelled [m]	
1	13	CEREMONIOUS Ryan Maloney	6	65.4 1600m	0:11.40 1600m	1:50.48 [1] (0:15.95)	1:34.53 [6] (0:11.40)	1:23.13 [7] (0:11.70)	1:11.43 [6] (0:12.18)	0:59.25 [6] (0:12.14)	0:47.11 [6] (0:11.73)	0:35.38 [5] (0:11.52)	0:35.38	
2	15	NEW JOY Angela Jones	8	65.2 Overall	0:11.31 1600m	1:50.51 [2] (0:15.73)	1:34.78 [5] (0:11.31)	1:23.47 [5] (0:11.72)	1:11.75 [4] (0:12.24)	0:59.51 [4] (0:12.24)	0:47.27 [4] (0:11.74)	0:35.53 [4] (0:11.67)	0:35.53	+1
3	6	NAVAL SEAL James Orman	5	65.3 400m	0:11.28 400m	1:50.61 [3] (0:16.17)	1:34.44 [8] (0:11.45)	1:22.99 [9] (0:11.75)	1:11.24 [8] (0:12.18)	0:59.06 [8] (0:12.13)	0:46.93 [8] (0:11.76)	0:35.17 [7] (0:11.48)	0:35.17	+3
4	1	MY PINS Jasper Franklin	9	66.7 Overall	0:11.41 1600m	1:50.78 [4] (0:15.40)	1:35.38 [1] (0:11.41)	1:23.97 [2] (0:11.71)	1:12.26 [2] (0:12.26)	1:00.00 [3] (0:12.19)	0:47.81 [3] (0:11.77)	0:36.04 [3] (0:11.80)	0:36.04	-1
5	12	OLD SONG Noel Callow	11	66.2 1600m	0:11.31 1600m	1:50.88 [5] (0:16.68)	1:34.20 [11] (0:11.31)	1:22.89 [11] (0:11.84)	1:11.05 [11] (0:12.24)	0:58.81 [11] (0:12.14)	0:46.67 [11] (0:11.68)	0:34.99 [11] (0:11.33)	0:34.99	+0
6	10	ROCK YA Cejay Graham	2	66.1 1600m	0:11.32 1600m	1:50.88 [6] (0:15.68)	1:35.20 [4] (0:11.32)	1:23.88 [4] (0:11.91)	1:11.97 [5] (0:12.24)	0:59.73 [5] (0:12.20)	0:47.53 [5] (0:11.79)	0:35.74 [6] (0:11.66)	0:35.74	-3
7	2	JOHNNY DASH Jag Guthmann-Chester	4	65.3 1600m	0:11.34 1600m	1:51.16 [7] (0:16.51)	1:34.65 [10] (0:11.34)	1:23.31 [10] (0:11.82)	1:11.49 [10] (0:12.14)	0:59.35 [10] (0:12.06)	0:47.29 [9] (0:11.76)	0:35.53 [9] (0:11.53)	0:35.53	+0
8	4	HOUSTON ROCKET Tahlia Fenlon	3	65.7 1600m	0:11.24 1600m	1:51.57 [8] (0:16.35)	1:35.22 [9] (0:11.24)	1:23.98 [8] (0:11.85)	1:12.13 [9] (0:12.33)	0:59.80 [9] (0:12.14)	0:47.66 [10] (0:11.86)	0:35.80 [10] (0:11.45)	0:35.80	-8
9	7	ULTIMATE OUTCOME Cody Collis	1	65.9 1600m	0:11.07 1600m	1:51.61 [9] (0:16.15)	1:35.46 [7] (0:11.07)	1:24.39 [6] (0:11.87)	1:12.52 [7] (0:12.33)	1:00.19 [7] (0:12.18)	0:48.01 [7] (0:11.98)	0:36.03 [8] (0:11.65)	0:36.03	-13
10	3	DEMON DARB Jake Bayliss	10	66.9 Overall	0:11.33 1600m	1:51.82 [10] (0:15.58)	1:36.24 [2] (0:11.33)	1:24.91 [3] (0:11.62)	1:13.29 [3] (0:12.24)	1:01.05 [2] (0:12.16)	0:48.89 [2] (0:11.72)	0:37.17 [2] (0:11.78)	0:37.17	+2

Scratched: Hatasu (#11), Kind Wish (#8), Leger Chase (#14), Pipistrelle (#9)

[] Ranking at each section and finish
 -:-:- No data available at this section
 NA No data available

SCN Saddle cloth number
 DNF Did not finish
 DNT Did not track



Eagle Farm QLD Professional

Race 9: Canadian Club BM70 Handicap - 1830m

19 October 2024 - 16:45



BRISBANE
RACING CLUB

Track Rating: Good 4, Weather: Fine, Rail Position: +6m Entire

Section	Overall	1600m	1400m	1200m	1000m	800m	600m	Last 600m						
Field Times	1:50.48 (0:15.40)	1:35.08 (0:11.29)	1:23.79 (0:11.65)	1:12.14 (0:12.22)	0:59.92 (0:12.23)	0:47.69 (0:11.76)	0:35.93 (0:11.86)	0:35.93						
Rank	TAB	Horse/Jockey	Barrier	Top Speed [km/h]	Fastest Section				Distance Travelled [m]					
11	5	PORKY Emily Lang	12	68.4 Overall	0:11.08 1600m	1:52.55 [11] (0:15.61)	1:36.94 [3] (0:11.08)	1:25.86 [1] (0:11.65)	1:14.21 [1] (0:12.22)	1:01.99 [1] (0:12.23)	0:49.76 [1] (0:11.76)	0:38.00 [1] (0:11.86)	0:38.00	+3

Scratched: Hatasu (#11), Kind Wish (#8), Leger Chase (#14), Pipistrelle (#9)

[] Ranking at each section and finish
 -:-:- No data available at this section
 NA No data available

SCN Saddle cloth number
 DNF Did not finish
 DNT Did not track



Eagle Farm QLD Professional

Race 9: Canadian Club BM70 Handicap - 1830m

19 October 2024 - 16:45



BRISBANE
RACING CLUB

Track Rating: Good 4, Weather: Fine, Rail Position: +6m Entire

Section				400m	200m			Last 600m		
Field Times				0:24.07 (0:11.74)	0:12.33 (0:12.33)			0:35.93		
Rank	TAB	Horse/Jockey	Barrier	Top Speed [km/h]	Fastest Section	Margin				Distance Travelled [m]
1	13	CEREMONIOUS Ryan Maloney	6	65.4 1600m	0:11.40 1600m	0:23.86 [4] (0:11.53)	0:12.33 [1] (0:12.33)	1:50.48	0:35.38	
2	15	NEW JOY Angela Jones	8	65.2 Overall	0:11.31 1600m	0:23.86 [5] (0:11.51)	0:12.35 [2] (0:12.35)	0.17L	0:35.53 +1	
3	6	NAVAL SEAL James Orman	5	65.3 400m	0:11.28 400m	0:23.69 [7] (0:11.28)	0:12.41 [4] (0:12.41)	0.75L	0:35.17 +3	
4	1	MY PINS Jasper Franklin	9	66.7 Overall	0:11.41 1600m	0:24.24 [3] (0:11.64)	0:12.60 [3] (0:12.60)	1.75L	0:36.04 -1	
5	12	OLD SONG Noel Callow	11	66.2 1600m	0:11.31 1600m	0:23.66 [10] (0:11.47)	0:12.19 [9] (0:12.19)	2.35L	0:34.99 +0	
6	10	ROCK YA Cejay Graham	2	66.1 1600m	0:11.32 1600m	0:24.08 [6] (0:11.75)	0:12.33 [6] (0:12.33)	2.36L	0:35.74 -3	
7	2	JOHNNY DASH Jag Guthmann-Chester	4	65.3 1600m	0:11.34 1600m	0:24.00 [8] (0:11.53)	0:12.47 [7] (0:12.47)	4.02L	0:35.53 +0	
8	4	HOUSTON ROCKET Tahlia Fenlon	3	65.7 1600m	0:11.24 1600m	0:24.35 [9] (0:11.57)	0:12.78 [10] (0:12.78)	6.42L	0:35.80 -8	
9	7	ULTIMATE OUTCOME Cody Collis	1	65.9 1600m	0:11.07 1600m	0:24.38 [11] (0:11.75)	0:12.63 [11] (0:12.63)	6.69L	0:36.03 -13	
10	3	DEMON DARB Jake Bayliss	10	66.9 Overall	0:11.33 1600m	0:25.39 [2] (0:11.97)	0:13.42 [5] (0:13.42)	7.87L	0:37.17 +2	

Scratched: Hatasu (#11), Kind Wish (#8), Leger Chase (#14), Pipistrelle (#9)

[] Ranking at each section and finish
 -:-:- No data available at this section
 NA No data available

SCN Saddle cloth number
 DNF Did not finish
 DNT Did not track



Eagle Farm QLD Professional

Race 9: Canadian Club BM70 Handicap - 1830m

19 October 2024 - 16:45



BRISBANE
RACING CLUB

Track Rating: Good 4, Weather: Fine, Rail Position: +6m Entire

Section	400m		200m		Last 600m					
Field Times	0:24.07 (0:11.74)	0:12.33 (0:12.33)			0:35.93					
Rank	TAB	Horse/Jockey	Barrier	Top Speed [km/h]	Fastest Section	Margin	Distance Travelled [m]			
11	5	PORKY	12	68.4	0:11.08	0:26.14 [1]	0:13.86 [8]	12.16L	0:38.00	+3
		Emily Lang		Overall	1600m	(0:12.28)	(0:13.86)			

Scratched: Hatasu (#11), Kind Wish (#8), Leger Chase (#14), Pipistrelle (#9)

[] Ranking at each section and finish
 -:-:-:- No data available at this section
 NA No data available

SCN Saddle cloth number
 DNF Did not finish
 DNT Did not track



Horse/Jockey Name	Ceremonious
Final Rank	1
Fastest Section Time (Section)	0:11.40 (1600m)
Top Speed [km/h] (Section)	65.4 (1600m)
Race State	Finished

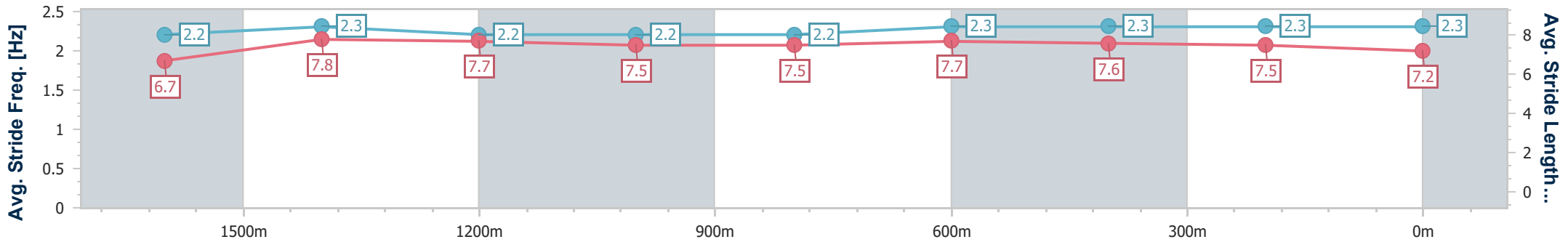
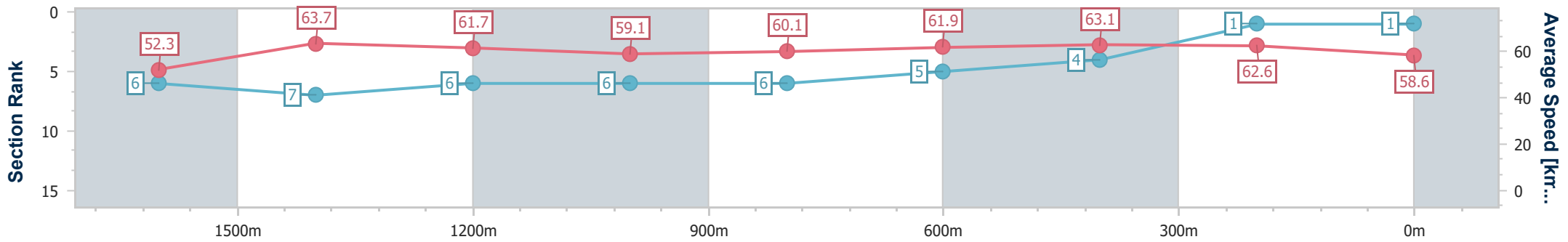


Eagle Farm QLD Professional
 Race 9: Canadian Club BM70 Handicap - 1830m
 19 October 2024 - 16:45
 Track Rating: Good 4, Weather: Fine, Rail Position: +6m Entire



BRISBANE
RACING CLUB

Section	Overall	1600m	1400m	1200m	1000m	800m	600m	400m	200m
Section Times	1:50.48 [1] (0:15.95)	1:34.53 [6] (0:11.40)	1:23.13 [7] (0:11.70)	1:11.43 [6] (0:12.18)	0:59.25 [6] (0:12.14)	0:47.11 [6] (0:11.73)	0:35.38 [5] (0:11.52)	0:23.86 [4] (0:11.53)	0:12.33 [1] (0:12.33)
Average Speed [km/h]	52.3	63.7	61.7	59.1	60.1	61.9	63.1	62.6	58.6
Top Speed [km/h]	63.8	65.4	63.0	60.9	61.3	63.2	64.1	64.7	60.7
Avg. Dist. to Rail [m]	4.4	2.4	2.5	2.8	2.7	1.7	2.2	4.3	3.5
Avg. Stride Freq. [Hz]	2.2	2.3	2.2	2.2	2.2	2.3	2.3	2.3	2.3
Avg. Stride Length [m]	6.7	7.8	7.7	7.5	7.5	7.7	7.6	7.5	7.2



- [] Ranking at each section and finish
- .-.- No data available at this section
- NA No data available



Horse/Jockey Name	New Joy
Final Rank	2
Fastest Section Time (Section)	0:11.31 (1600m)
Top Speed [km/h] (Section)	65.2 (Overall)
Race State	Finished



Eagle Farm QLD Professional
Race 9: Canadian Club BM70 Handicap - 1830m

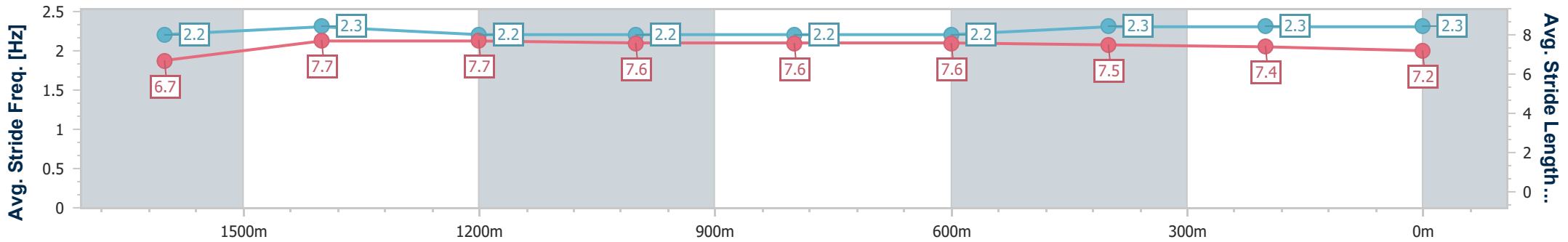
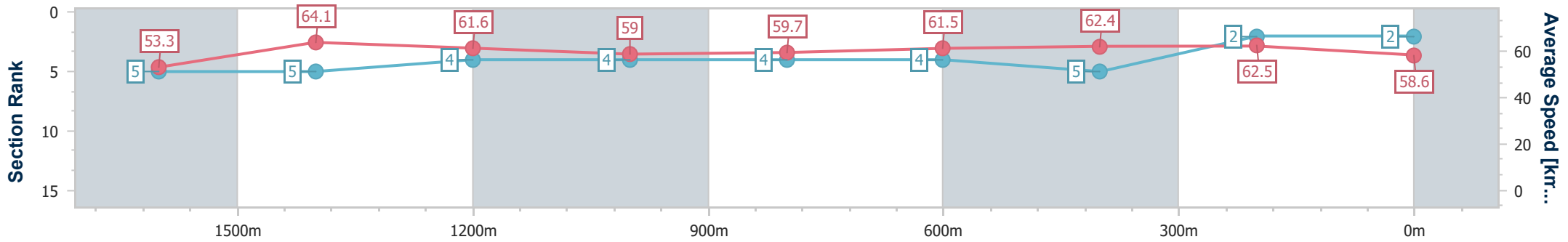
19 October 2024 - 16:45

Track Rating: Good 4, Weather: Fine, Rail Position: +6m Entire



BRISBANE
RACING CLUB

Section	Overall	1600m	1400m	1200m	1000m	800m	600m	400m	200m
Section Times	1:50.51 [2] (0:15.73)	1:34.78 [5] (0:11.31)	1:23.47 [5] (0:11.72)	1:11.75 [4] (0:12.24)	0:59.51 [4] (0:12.24)	0:47.27 [4] (0:11.74)	0:35.53 [4] (0:11.67)	0:23.86 [5] (0:11.51)	0:12.35 [2] (0:12.35)
Average Speed [km/h]	53.3	64.1	61.6	59.0	59.7	61.5	62.4	62.5	58.6
Top Speed [km/h]	65.2	65.2	63.4	60.2	61.5	63.2	63.4	64.5	61.0
Avg. Dist. to Rail [m]	5.4	2.5	2.9	2.8	2.6	1.4	1.6	3.0	2.4
Avg. Stride Freq. [Hz]	2.2	2.3	2.2	2.2	2.2	2.2	2.3	2.3	2.3
Avg. Stride Length [m]	6.7	7.7	7.7	7.6	7.6	7.6	7.5	7.4	7.2



- [] Ranking at each section and finish
- .-.- No data available at this section
- NA No data available



Horse/Jockey Name	Naval Seal
Final Rank	3
Fastest Section Time (Section)	0:11.28 (400m)
Top Speed [km/h] (Section)	65.3 (400m)
Race State	Finished



Eagle Farm QLD Professional
Race 9: Canadian Club BM70 Handicap - 1830m

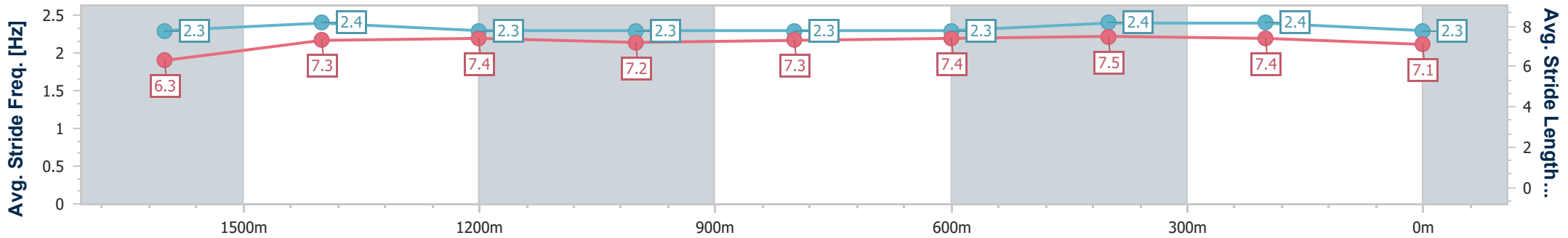
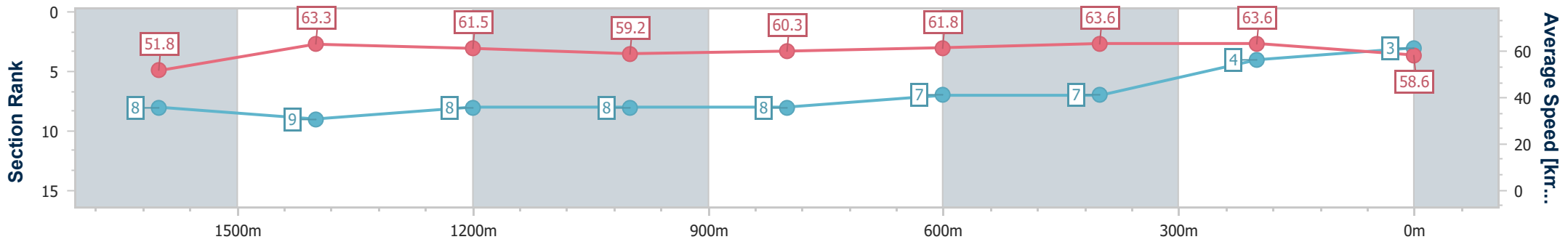
19 October 2024 - 16:45

Track Rating: Good 4, Weather: Fine, Rail Position: +6m Entire



BRISBANE
RACING CLUB

Section	Overall	1600m	1400m	1200m	1000m	800m	600m	400m	200m
Section Times	1:50.61 [3] (0:16.17)	1:34.44 [8] (0:11.45)	1:22.99 [9] (0:11.75)	1:11.24 [8] (0:12.18)	0:59.06 [8] (0:12.13)	0:46.93 [8] (0:11.76)	0:35.17 [7] (0:11.48)	0:23.69 [7] (0:11.28)	0:12.41 [4] (0:12.41)
Average Speed [km/h]	51.8	63.3	61.5	59.2	60.3	61.8	63.6	63.6	58.6
Top Speed [km/h]	63.9	64.4	62.0	61.6	61.9	63.8	65.1	65.3	61.7
Avg. Dist. to Rail [m]	4.4	2.6	2.5	2.8	2.7	1.9	3.3	4.8	4.3
Avg. Stride Freq. [Hz]	2.3	2.4	2.3	2.3	2.3	2.3	2.4	2.4	2.3
Avg. Stride Length [m]	6.3	7.3	7.4	7.2	7.3	7.4	7.5	7.4	7.1



- [] Ranking at each section and finish
- .-.- No data available at this section
- NA No data available



Horse/Jockey Name	My Pins
Final Rank	4
Fastest Section Time (Section)	0:11.41 (1600m)
Top Speed [km/h] (Section)	66.7 (Overall)
Race State	Finished



Eagle Farm QLD Professional
Race 9: Canadian Club BM70 Handicap - 1830m

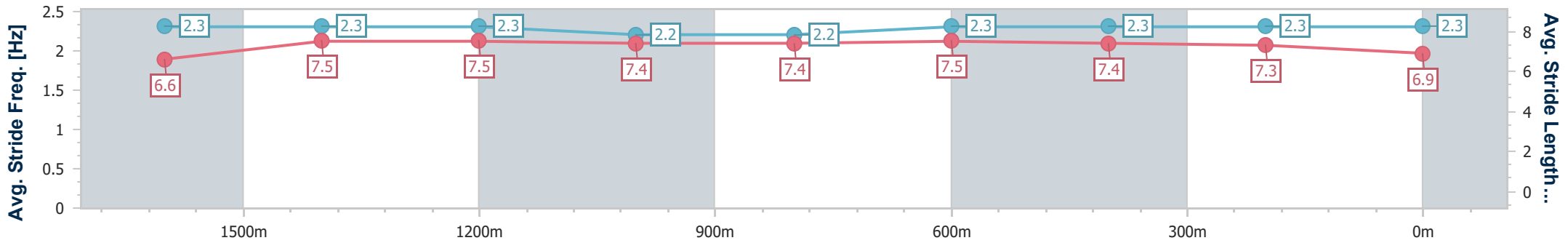
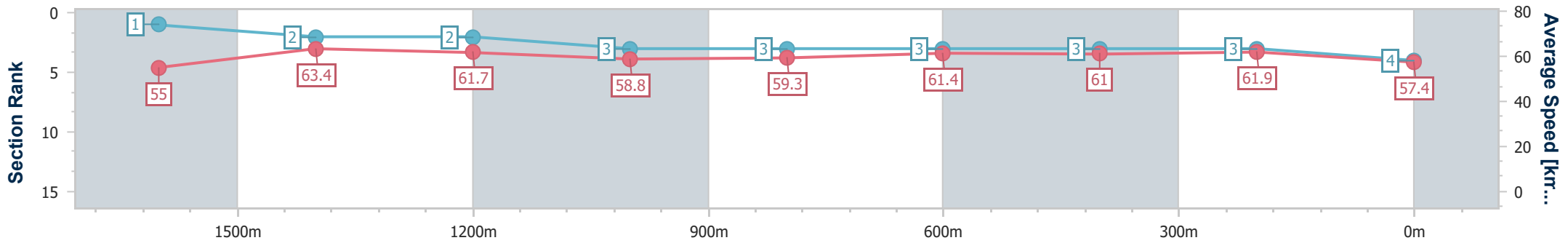
19 October 2024 - 16:45

Track Rating: Good 4, Weather: Fine, Rail Position: +6m Entire



BRISBANE
RACING CLUB

Section	Overall	1600m	1400m	1200m	1000m	800m	600m	400m	200m
Section Times	1:50.78 [4] (0:15.40)	1:35.38 [1] (0:11.41)	1:23.97 [2] (0:11.71)	1:12.26 [2] (0:12.26)	1:00.00 [3] (0:12.19)	0:47.81 [3] (0:11.77)	0:36.04 [3] (0:11.80)	0:24.24 [3] (0:11.64)	0:12.60 [3] (0:12.60)
Average Speed [km/h]	55.0	63.4	61.7	58.8	59.3	61.4	61.0	61.9	57.4
Top Speed [km/h]	66.7	66.3	62.7	59.5	61.1	61.8	62.0	62.3	60.2
Avg. Dist. to Rail [m]	7.3	1.7	1.5	1.6	1.4	0.6	0.2	0.4	1.1
Avg. Stride Freq. [Hz]	2.3	2.3	2.3	2.2	2.2	2.3	2.3	2.3	2.3
Avg. Stride Length [m]	6.6	7.5	7.5	7.4	7.4	7.5	7.4	7.3	6.9



- [] Ranking at each section and finish
- .-.- No data available at this section
- NA No data available



Horse/Jockey Name	Old Song
Final Rank	5
Fastest Section Time (Section)	0:11.31 (1600m)
Top Speed [km/h] (Section)	66.2 (1600m)
Race State	Finished



Eagle Farm QLD Professional

Race 9: Canadian Club BM70 Handicap - 1830m

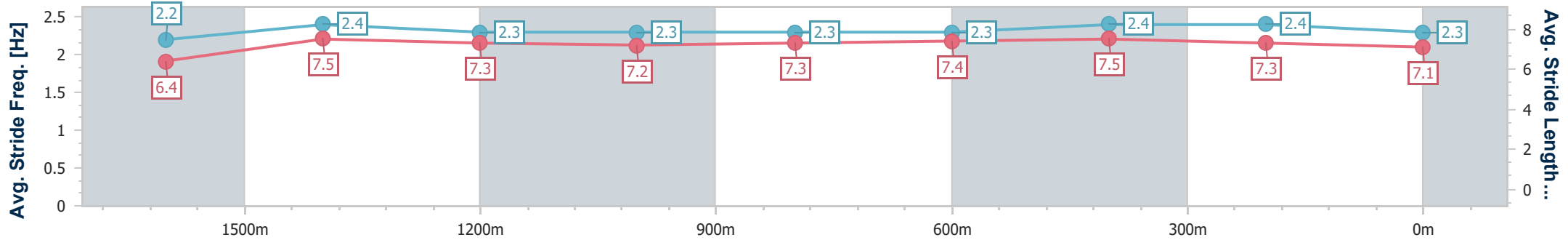
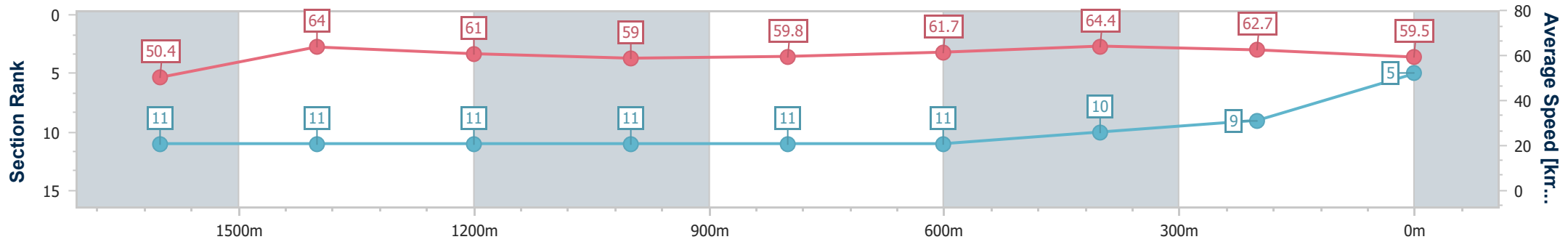
19 October 2024 - 16:45

Track Rating: Good 4, Weather: Fine, Rail Position: +6m Entire



BRISBANE RACING CLUB

Section	Overall	1600m	1400m	1200m	1000m	800m	600m	400m	200m
Section Times	1:50.88 [5] (0:16.68)	1:34.20 [11] (0:11.31)	1:22.89 [11] (0:11.84)	1:11.05 [11] (0:12.24)	0:58.81 [11] (0:12.14)	0:46.67 [11] (0:11.68)	0:34.99 [11] (0:11.33)	0:23.66 [10] (0:11.47)	0:12.19 [9] (0:12.19)
Average Speed [km/h]	50.4	64.0	61.0	59.0	59.8	61.7	64.4	62.7	59.5
Top Speed [km/h]	60.5	66.2	62.7	60.6	63.2	63.8	65.1	64.5	62.2
Avg. Dist. to Rail [m]	6.8	1.7	1.3	1.9	1.5	0.9	2.5	3.4	3.8
Avg. Stride Freq. [Hz]	2.2	2.4	2.3	2.3	2.3	2.3	2.4	2.4	2.3
Avg. Stride Length [m]	6.4	7.5	7.3	7.2	7.3	7.4	7.5	7.3	7.1



- [] Ranking at each section and finish
- .-.- No data available at this section
- NA No data available



Horse/Jockey Name	Rock Ya
Final Rank	6
Fastest Section Time (Section)	0:11.32 (1600m)
Top Speed [km/h] (Section)	66.1 (1600m)
Race State	Finished



Eagle Farm QLD Professional
Race 9: Canadian Club BM70 Handicap - 1830m

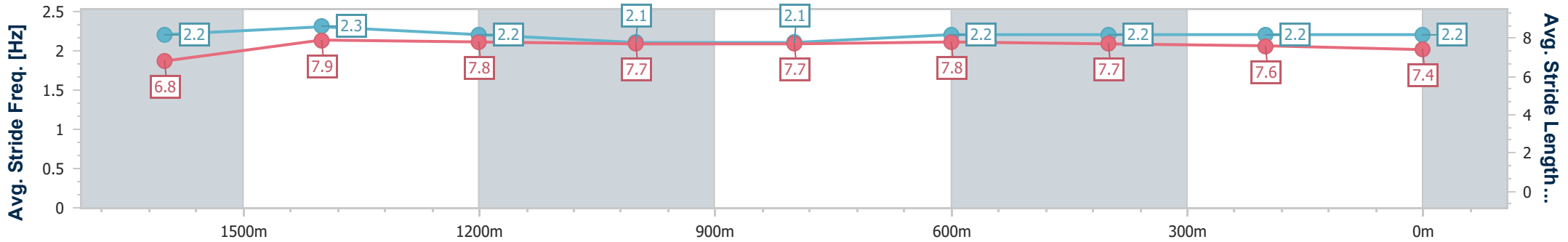
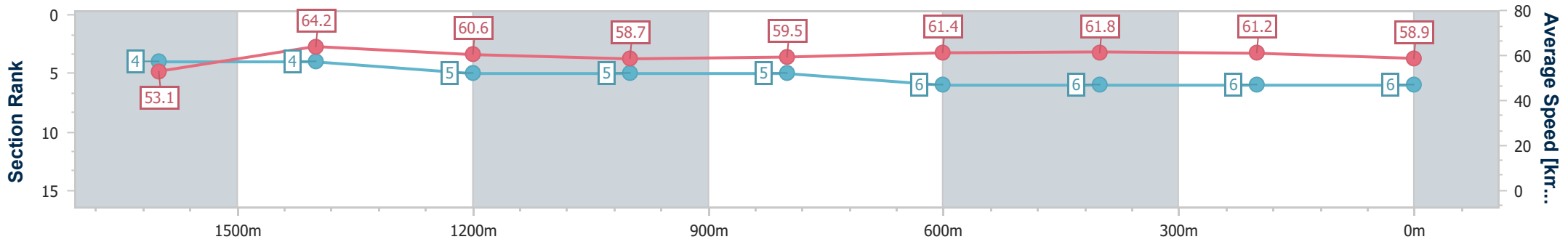
19 October 2024 - 16:45

Track Rating: Good 4, Weather: Fine, Rail Position: +6m Entire



BRISBANE
RACING CLUB

Section	Overall	1600m	1400m	1200m	1000m	800m	600m	400m	200m
Section Times	1:50.88 [6] (0:15.68)	1:35.20 [4] (0:11.32)	1:23.88 [4] (0:11.91)	1:11.97 [5] (0:12.24)	0:59.73 [5] (0:12.20)	0:47.53 [5] (0:11.79)	0:35.74 [6] (0:11.66)	0:24.08 [6] (0:11.75)	0:12.33 [6] (0:12.33)
Average Speed [km/h]	53.1	64.2	60.6	58.7	59.5	61.4	61.8	61.2	58.9
Top Speed [km/h]	63.5	66.1	61.6	60.1	60.7	62.7	62.7	62.3	60.0
Avg. Dist. to Rail [m]	3.1	1.9	1.8	1.8	1.7	0.9	0.4	2.5	2.8
Avg. Stride Freq. [Hz]	2.2	2.3	2.2	2.1	2.1	2.2	2.2	2.2	2.2
Avg. Stride Length [m]	6.8	7.9	7.8	7.7	7.7	7.8	7.7	7.6	7.4



- [] Ranking at each section and finish
- .-.- No data available at this section
- NA No data available



Horse/Jockey Name	Johnny Dash
Final Rank	7
Fastest Section Time (Section)	0:11.34 (1600m)
Top Speed [km/h] (Section)	65.3 (1600m)
Race State	Finished



Eagle Farm QLD Professional
Race 9: Canadian Club BM70 Handicap - 1830m

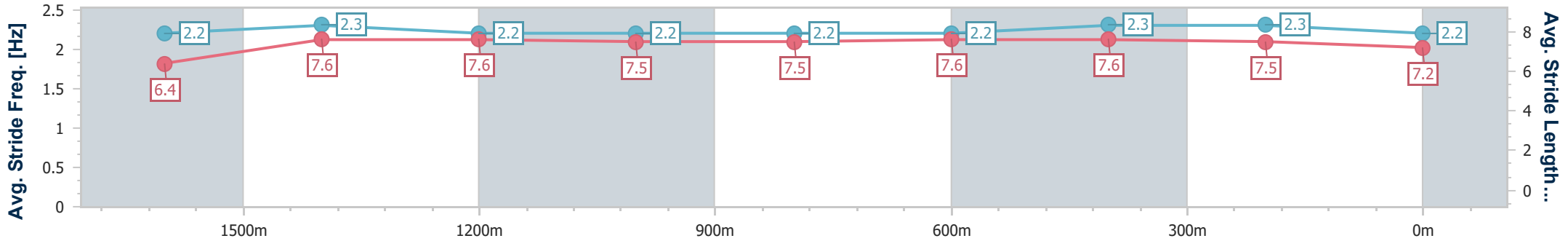
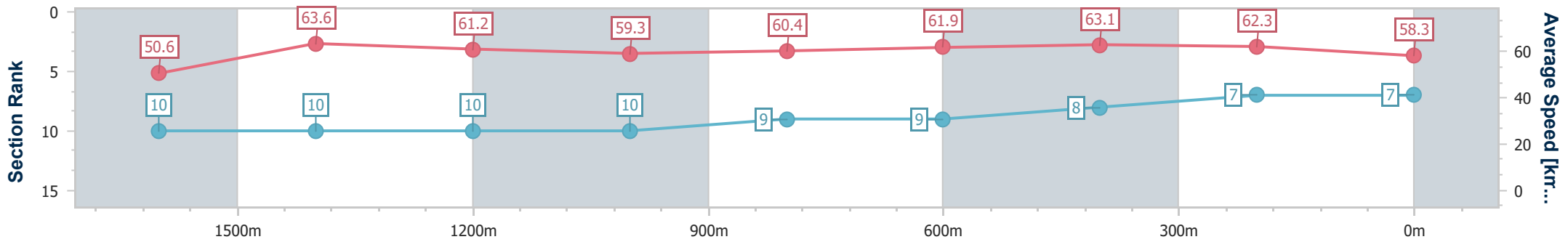
19 October 2024 - 16:45

Track Rating: Good 4, Weather: Fine, Rail Position: +6m Entire



BRISBANE
RACING CLUB

Section	Overall	1600m	1400m	1200m	1000m	800m	600m	400m	200m				
Section Times	1:51.16 [7] (0:16.51)	1:34.65 [10] (0:11.34)	1:23.31 [10] (0:11.82)	1:11.49 [10] (0:12.14)	0:59.35 [10] (0:12.06)	0:47.29 [9] (0:11.76)	0:35.53 [9] (0:11.53)	0:24.00 [8] (0:11.53)	0:12.47 [7] (0:12.47)				
Average Speed [km/h]	50.6	63.6	61.2	59.3	60.4	61.9	63.1	62.3	58.3				
Top Speed [km/h]	63.5	65.3	61.9	61.5	63.3	64.2	64.2	64.5	60.5				
Avg. Dist. to Rail [m]	4.6	1.7	2.4	2.6	2.6	1.7	2.7	5.6	5.6				
Avg. Stride Freq. [Hz]	2.2	2.3	2.2	2.2	2.2	2.2	2.3	2.3	2.2				
Avg. Stride Length [m]	6.4	7.6	7.6	7.5	7.5	7.6	7.6	7.5	7.2				



- [] Ranking at each section and finish
- .-.- No data available at this section
- NA No data available



Horse/Jockey Name	Houston Rocket
Final Rank	8
Fastest Section Time (Section)	0:11.24 (1600m)
Top Speed [km/h] (Section)	65.7 (1600m)
Race State	Finished



Eagle Farm QLD Professional

Race 9: Canadian Club BM70 Handicap - 1830m

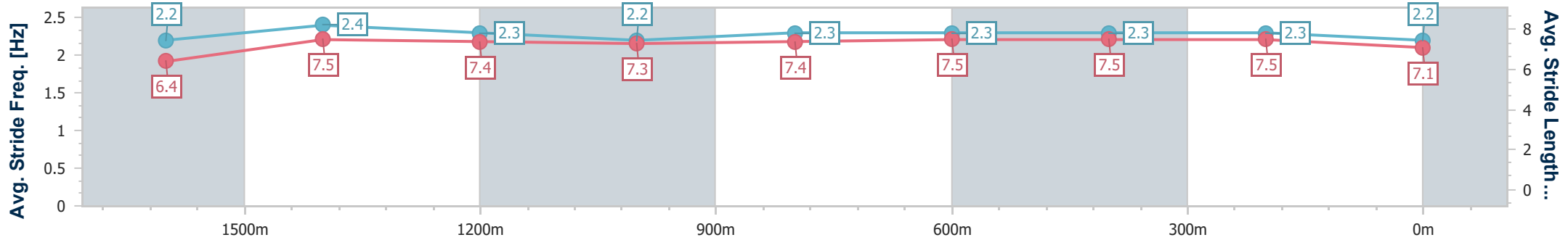
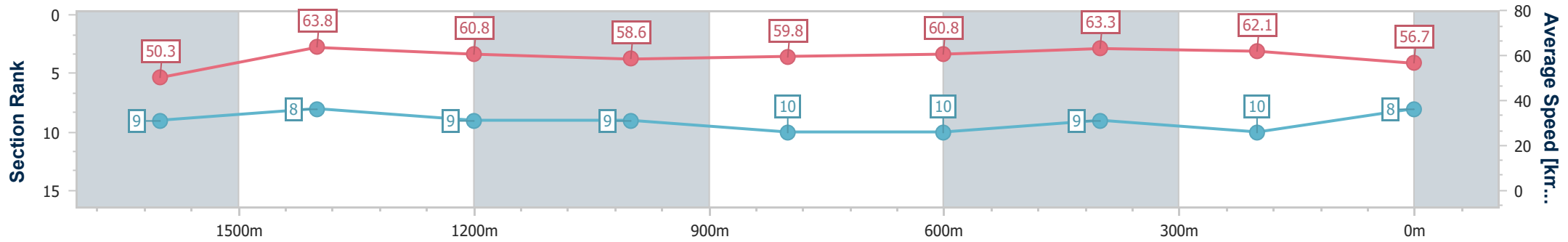
19 October 2024 - 16:45

Track Rating: Good 4, Weather: Fine, Rail Position: +6m Entire



BRISBANE RACING CLUB

Section	Overall	1600m	1400m	1200m	1000m	800m	600m	400m	200m
Section Times	1:51.57 [8] (0:16.35)	1:35.22 [9] (0:11.24)	1:23.98 [8] (0:11.85)	1:12.13 [9] (0:12.33)	0:59.80 [9] (0:12.14)	0:47.66 [10] (0:11.86)	0:35.80 [10] (0:11.45)	0:24.35 [9] (0:11.57)	0:12.78 [10] (0:12.78)
Average Speed [km/h]	50.3	63.8	60.8	58.6	59.8	60.8	63.3	62.1	56.7
Top Speed [km/h]	63.6	65.7	61.9	60.9	62.6	62.6	64.0	63.8	59.4
Avg. Dist. to Rail [m]	3.0	0.3	0.9	1.7	1.5	0.7	1.1	2.4	1.0
Avg. Stride Freq. [Hz]	2.2	2.4	2.3	2.2	2.3	2.3	2.3	2.3	2.2
Avg. Stride Length [m]	6.4	7.5	7.4	7.3	7.4	7.5	7.5	7.5	7.1



- [] Ranking at each section and finish
- .-.- No data available at this section
- NA No data available



Horse/Jockey Name	Ultimate Outcome
Final Rank	9
Fastest Section Time (Section)	0:11.07 (1600m)
Top Speed [km/h] (Section)	65.9 (1600m)
Race State	Finished



Eagle Farm QLD Professional

Race 9: Canadian Club BM70 Handicap - 1830m

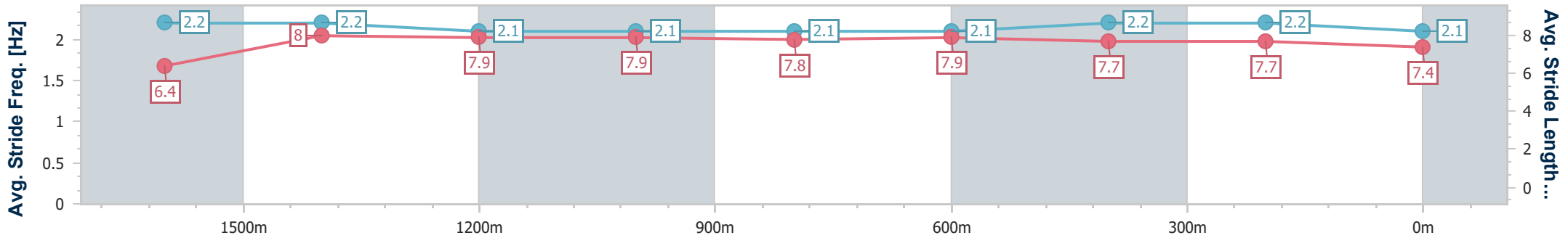
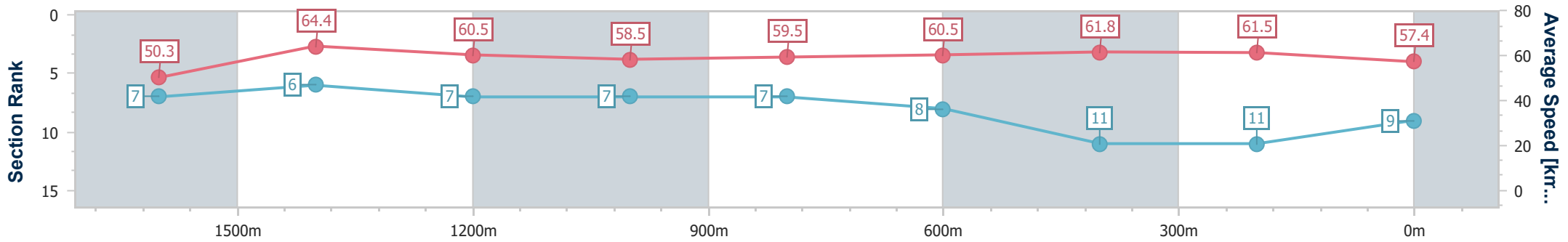
19 October 2024 - 16:45

Track Rating: Good 4, Weather: Fine, Rail Position: +6m Entire



BRISBANE RACING CLUB

Section	Overall	1600m	1400m	1200m	1000m	800m	600m	400m	200m
Section Times	1:51.61 [9] (0:16.15)	1:35.46 [7] (0:11.07)	1:24.39 [6] (0:11.87)	1:12.52 [7] (0:12.33)	1:00.19 [7] (0:12.18)	0:48.01 [7] (0:11.98)	0:36.03 [8] (0:11.65)	0:24.38 [11] (0:11.75)	0:12.63 [11] (0:12.63)
Average Speed [km/h]	50.3	64.4	60.5	58.5	59.5	60.5	61.8	61.5	57.4
Top Speed [km/h]	65.7	65.9	61.9	59.7	61.1	61.6	63.0	62.8	58.4
Avg. Dist. to Rail [m]	4.7	3.0	0.4	1.0	1.4	1.3	0.5	0.8	2.3
Avg. Stride Freq. [Hz]	2.2	2.2	2.1	2.1	2.1	2.1	2.2	2.2	2.1
Avg. Stride Length [m]	6.4	8.0	7.9	7.9	7.8	7.9	7.7	7.7	7.4



- [] Ranking at each section and finish
- .-.- No data available at this section
- NA No data available



Horse/Jockey Name	Demon Darb
Final Rank	10
Fastest Section Time (Section)	0:11.33 (1600m)
Top Speed [km/h] (Section)	66.9 (Overall)
Race State	Finished



Eagle Farm QLD Professional
Race 9: Canadian Club BM70 Handicap - 1830m

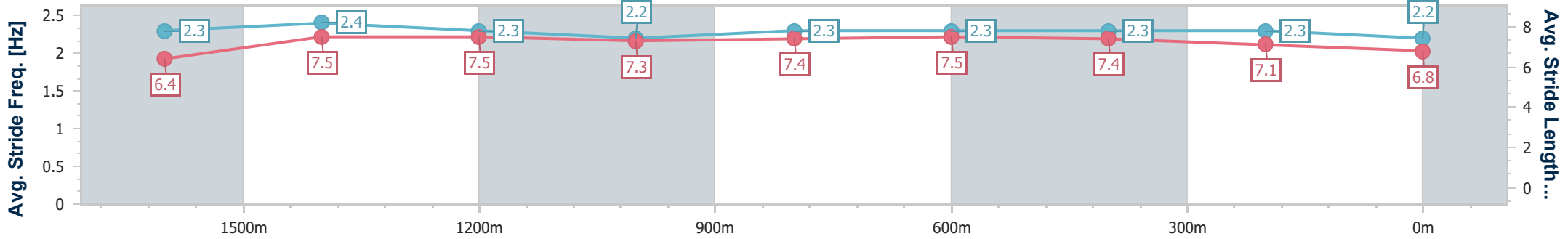
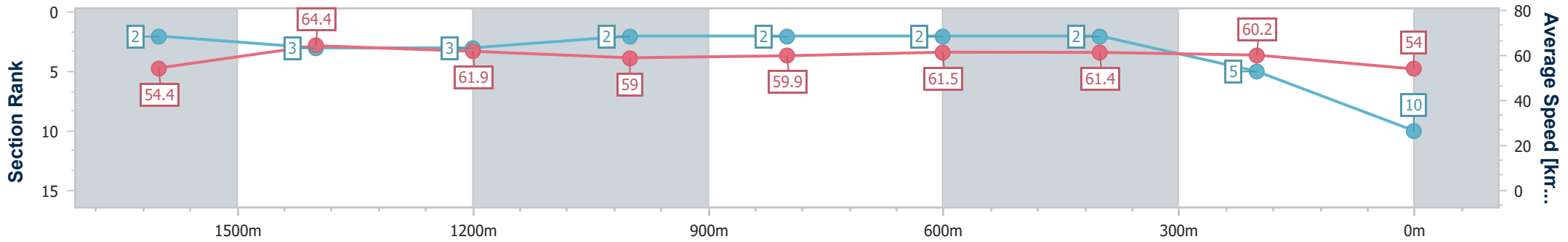
19 October 2024 - 16:45

Track Rating: Good 4, Weather: Fine, Rail Position: +6m Entire



BRISBANE RACING CLUB

Section	Overall	1600m	1400m	1200m	1000m	800m	600m	400m	200m
Section Times	1:51.82 [10] (0:15.58)	1:36.24 [2] (0:11.33)	1:24.91 [3] (0:11.62)	1:13.29 [3] (0:12.24)	1:01.05 [2] (0:12.16)	0:48.89 [2] (0:11.72)	0:37.17 [2] (0:11.78)	0:25.39 [2] (0:11.97)	0:13.42 [5] (0:13.42)
Average Speed [km/h]	54.4	64.4	61.9	59.0	59.9	61.5	61.4	60.2	54.0
Top Speed [km/h]	66.9	66.9	63.1	60.1	61.1	62.1	62.5	62.1	57.2
Avg. Dist. to Rail [m]	8.4	3.1	2.5	2.8	2.2	0.9	0.8	1.4	1.7
Avg. Stride Freq. [Hz]	2.3	2.4	2.3	2.2	2.3	2.3	2.3	2.3	2.2
Avg. Stride Length [m]	6.4	7.5	7.5	7.3	7.4	7.5	7.4	7.1	6.8



- [] Ranking at each section and finish
- .-.- No data available at this section
- NA No data available



Horse/Jockey Name	Porky
Final Rank	11
Fastest Section Time (Section)	0:11.08 (1600m)
Top Speed [km/h] (Section)	68.4 (Overall)
Race State	Finished



Eagle Farm QLD Professional
Race 9: Canadian Club BM70 Handicap - 1830m

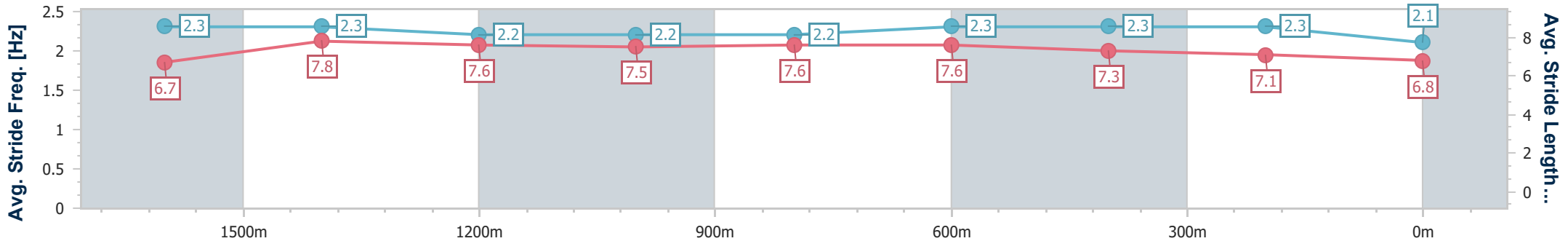
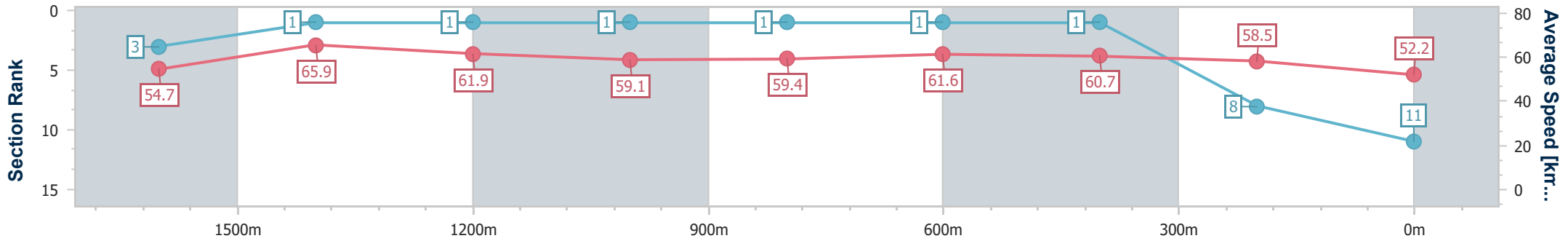
19 October 2024 - 16:45

Track Rating: Good 4, Weather: Fine, Rail Position: +6m Entire



BRISBANE
RACING CLUB

Section	Overall	1600m	1400m	1200m	1000m	800m	600m	400m	200m
Section Times	1:52.55 [11] (0:15.61)	1:36.94 [3] (0:11.08)	1:25.86 [1] (0:11.65)	1:14.21 [1] (0:12.22)	1:01.99 [1] (0:12.23)	0:49.76 [1] (0:11.76)	0:38.00 [1] (0:11.86)	0:26.14 [1] (0:12.28)	0:13.86 [8] (0:13.86)
Average Speed [km/h]	54.7	65.9	61.9	59.1	59.4	61.6	60.7	58.5	52.2
Top Speed [km/h]	68.4	68.3	63.9	60.0	60.6	61.7	61.6	60.1	56.4
Avg. Dist. to Rail [m]	10.2	4.2	1.8	2.0	1.8	0.9	0.3	0.4	0.3
Avg. Stride Freq. [Hz]	2.3	2.3	2.2	2.2	2.2	2.3	2.3	2.3	2.1
Avg. Stride Length [m]	6.7	7.8	7.6	7.5	7.6	7.6	7.3	7.1	6.8



- [] Ranking at each section and finish
- .-.- No data available at this section
- NA No data available