



Toowoomba QLD Professional

Race 2: MAKTRANS QLD BM60 Handicap - 1100m

19 October 2024 - 17:42



Track Rating: Good 4, Weather: Fine, Rail Position: +4m Entire

Section		Overall	1000m	800m	600m	400m	200m	Last 600m					
Field Times		1:06.37 (0:08.47)	0:57.90 (0:10.58)	0:47.32 (0:11.25)	0:36.07 (0:11.78)	0:24.29 (0:11.87)	0:12.42 (0:12.42)	0:36.07					
Rank	TAB Horse/Jockey	Barrier	Top Speed [km/h]	Fastest Section	Margin							Distance Travelled [m]	
1	9 ROWDASH Olivia Kendal	1	66.7 800m	0:09.03 Overall	1:06.37 [1] (0:09.03)	0:57.34 [5] (0:10.88)	0:46.46 [5] (0:11.01)	0:35.45 [6] (0:11.73)	0:23.72 [6] (0:11.74)	0:11.98 [6] (0:11.98)	1:06.37	0:35.45	
2	3 DEVIL'S RITE Shania Willis	3	68.4 1000m	0:08.63 Overall	1:06.38 [2] (0:08.63)	0:57.75 [3] (0:10.76)	0:46.99 [3] (0:11.19)	0:35.80 [3] (0:11.69)	0:24.11 [3] (0:11.68)	0:12.43 [2] (0:12.43)	0.1L	0:35.80	+1
3	4 COMMAND APPROVED Chelsea Baker	7	70.2 1000m	0:08.51 Overall	1:06.65 [3] (0:08.51)	0:58.14 [2] (0:10.54)	0:47.60 [1] (0:11.25)	0:36.35 [1] (0:11.78)	0:24.57 [1] (0:11.87)	0:12.70 [1] (0:12.70)	1.6L	0:36.35	-1
4	7 FIERY RING Dylan Bennett	2	68.0 1000m	0:09.17 Overall	1:06.78 [4] (0:09.17)	0:57.61 [7] (0:10.79)	0:46.82 [6] (0:10.86)	0:35.96 [4] (0:11.64)	0:24.32 [4] (0:11.80)	0:12.52 [4] (0:12.52)	2.4L	0:35.96	-3
5	6 MACHINE HEAD Georgina Cartwright	5	67.1 1000m	0:08.47 Overall	1:06.80 [5] (0:08.47)	0:58.33 [1] (0:10.88)	0:47.45 [2] (0:11.20)	0:36.25 [2] (0:11.71)	0:24.54 [2] (0:11.94)	0:12.60 [3] (0:12.60)	2.5L	0:36.25	+5
6	1 FAST FUSION Melea Castle	6	67.5 800m	0:08.69 Overall	1:06.87 [6] (0:08.69)	0:58.18 [4] (0:11.12)	0:47.06 [4] (0:11.09)	0:35.97 [5] (0:11.59)	0:24.38 [5] (0:11.87)	0:12.51 [5] (0:12.51)	2.8L	0:35.97	+0
7	10 REACHOVER Kenji Yoshida	4	67.0 800m	0:09.16 Overall	1:07.25 [7] (0:09.16)	0:58.09 [6] (0:10.84)	0:47.25 [7] (0:10.94)	0:36.31 [7] (0:11.80)	0:24.51 [7] (0:12.04)	0:12.47 [7] (0:12.47)	5.1L	0:36.31	-2

Scratched: Husson's Revenge (#5), Suisse Scandal (#8), Vast Kama (#2)



Horse/Jockey Name	Rowdash
Final Rank	1
Fastest Section Time (Section)	0:09.03 (Overall)
Top Speed [km/h] (Section)	66.7 (800m)
Race State	Finished



Toowoomba QLD Professional

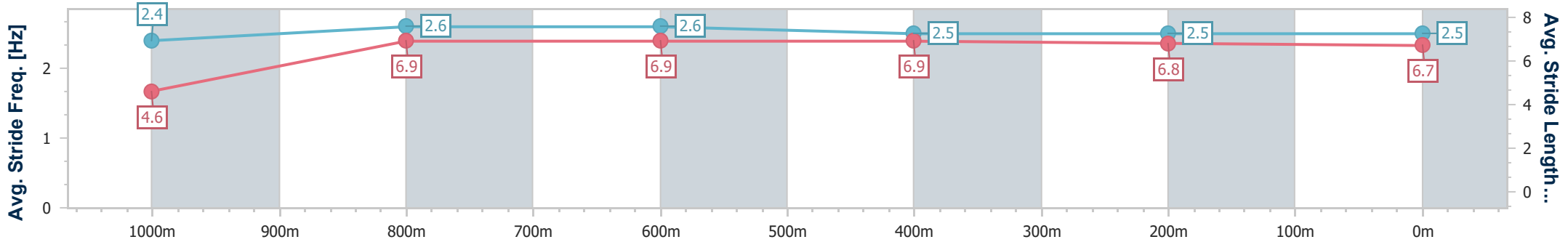
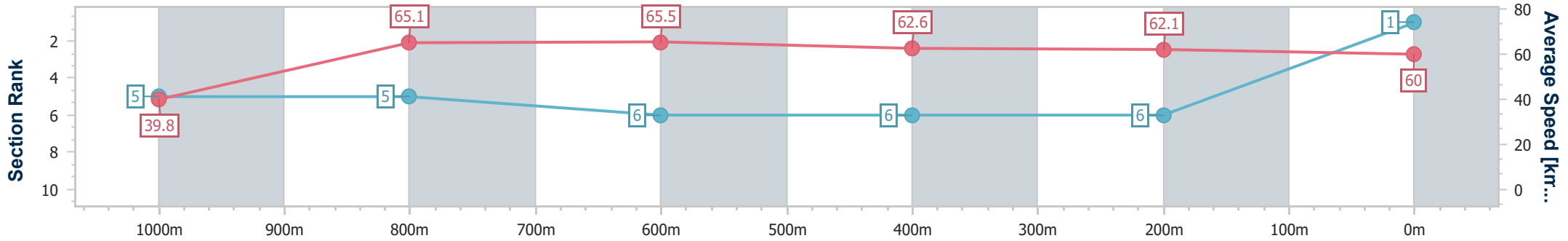
Race 2: MAKTRANS QLD BM60 Handicap - 1100m

19 October 2024 - 17:42



Track Rating: Good 4, Weather: Fine, Rail Position: +4m Entire

Section	Overall	1000m	800m	600m	400m	200m
Section Times	1:06.37 [1] (0:09.03)	0:57.34 [5] (0:10.88)	0:46.46 [5] (0:11.01)	0:35.45 [6] (0:11.73)	0:23.72 [6] (0:11.74)	0:11.98 [6] (0:11.98)
Average Speed [km/h]	39.8	65.1	65.5	62.6	62.1	60.0
Top Speed [km/h]	63.7	66.0	66.7	65.0	63.2	61.8
Avg. Dist. to Rail [m]	8.9	5.4	1.8	3.6	2.0	0.7
Avg. Stride Freq. [Hz]	2.4	2.6	2.6	2.5	2.5	2.5
Avg. Stride Length [m]	4.6	6.9	6.9	6.9	6.8	6.7



- [] Ranking at each section and finish
- .-.- No data available at this section
- NA No data available



Horse/Jockey Name	Devil's Rite
Final Rank	2
Fastest Section Time (Section)	0:08.63 (Overall)
Top Speed [km/h] (Section)	68.4 (1000m)
Race State	Finished



Toowoomba QLD Professional

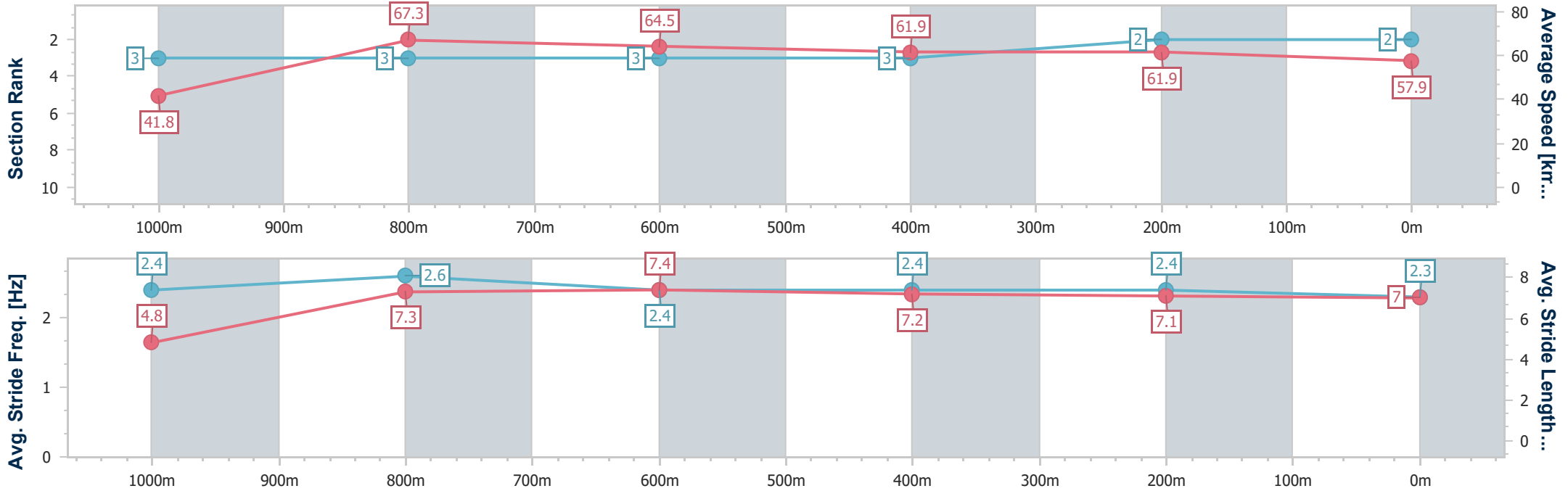
Race 2: MAKTRANS QLD BM60 Handicap - 1100m

19 October 2024 - 17:42



Track Rating: Good 4, Weather: Fine, Rail Position: +4m Entire

Section	Overall	1000m	800m	600m	400m	200m
Section Times	1:06.38 [2] (0:08.63)	0:57.75 [3] (0:10.76)	0:46.99 [3] (0:11.19)	0:35.80 [3] (0:11.69)	0:24.11 [3] (0:11.68)	0:12.43 [2] (0:12.43)
Average Speed [km/h]	41.8	67.3	64.5	61.9	61.9	57.9
Top Speed [km/h]	65.2	68.4	66.6	63.5	63.0	59.8
Avg. Dist. to Rail [m]	3.9	0.9	1.2	1.2	1.3	0.6
Avg. Stride Freq. [Hz]	2.4	2.6	2.4	2.4	2.4	2.3
Avg. Stride Length [m]	4.8	7.3	7.4	7.2	7.1	7.0



- [] Ranking at each section and finish
- .-.- No data available at this section
- NA No data available



Horse/Jockey Name	Command Approved
Final Rank	3
Fastest Section Time (Section)	0:08.51 (Overall)
Top Speed [km/h] (Section)	70.2 (1000m)
Race State	Finished



Toowoomba QLD Professional

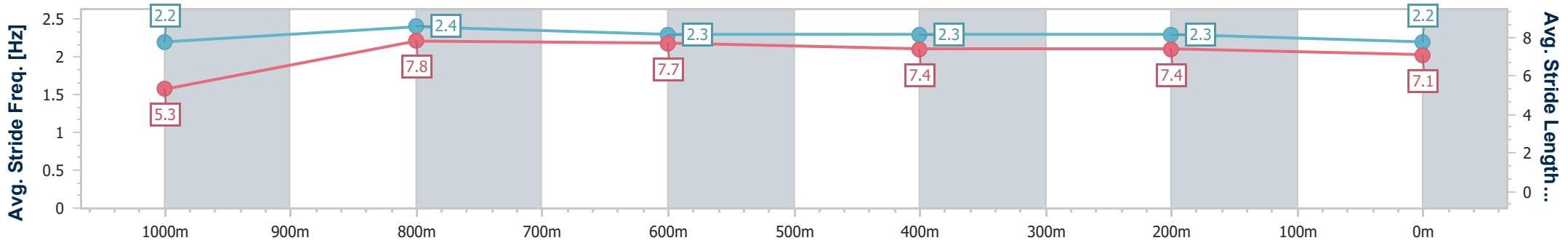
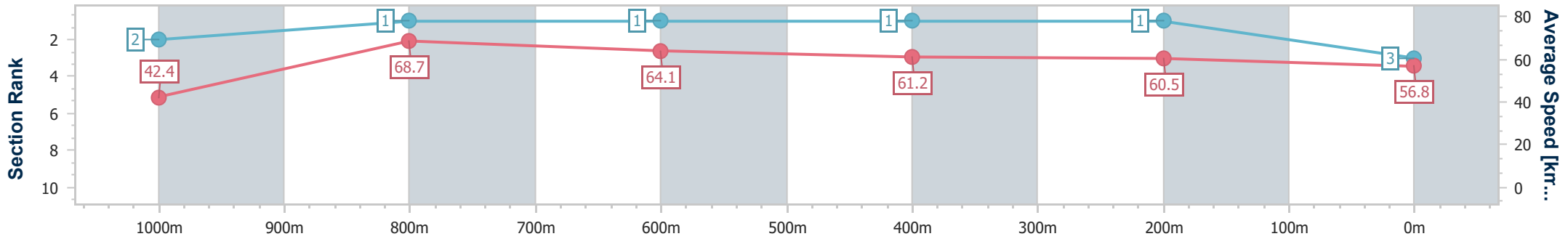
Race 2: MAKTRANS QLD BM60 Handicap - 1100m

19 October 2024 - 17:42



Track Rating: Good 4, Weather: Fine, Rail Position: +4m Entire

Section	Overall	1000m	800m	600m	400m	200m
Section Times	1:06.65 [3] (0:08.51)	0:58.14 [2] (0:10.54)	0:47.60 [1] (0:11.25)	0:36.35 [1] (0:11.78)	0:24.57 [1] (0:11.87)	0:12.70 [1] (0:12.70)
Average Speed [km/h]	42.4	68.7	64.1	61.2	60.5	56.8
Top Speed [km/h]	66.8	70.2	66.5	62.6	62.0	58.7
Avg. Dist. to Rail [m]	7.0	1.5	0.5	0.6	0.3	1.6
Avg. Stride Freq. [Hz]	2.2	2.4	2.3	2.3	2.3	2.2
Avg. Stride Length [m]	5.3	7.8	7.7	7.4	7.4	7.1



- [] Ranking at each section and finish
- .-.- No data available at this section
- NA No data available



Horse/Jockey Name	Fiery Ring
Final Rank	4
Fastest Section Time (Section)	0:09.17 (Overall)
Top Speed [km/h] (Section)	68.0 (1000m)
Race State	Finished



Toowoomba QLD Professional

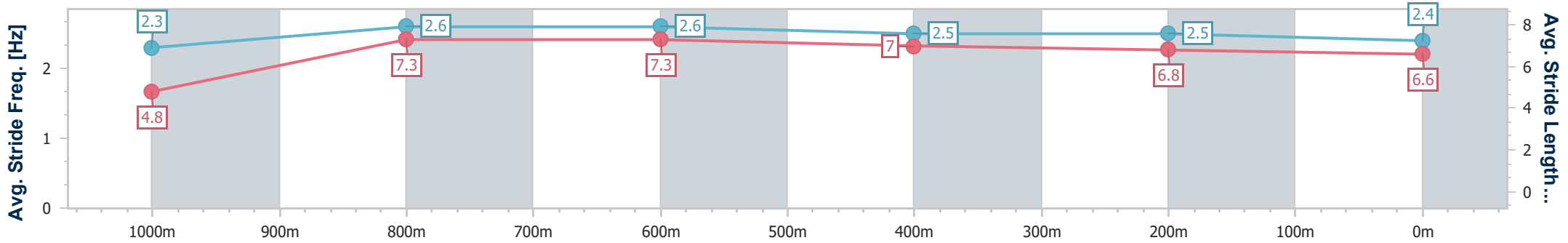
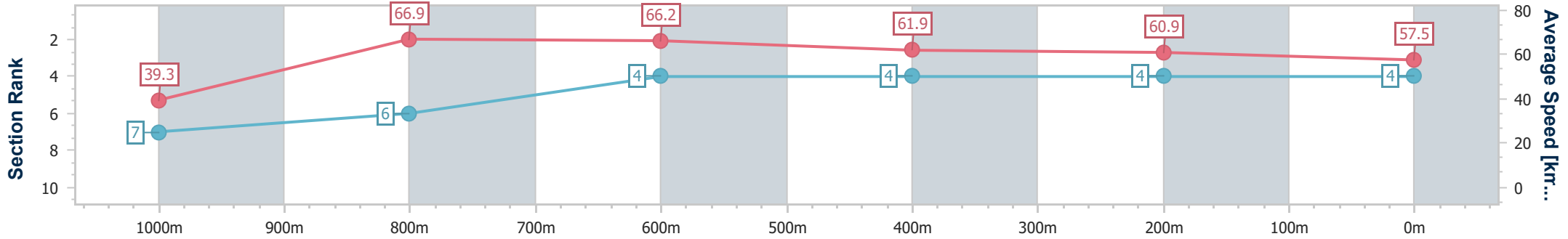
Race 2: MAKTRANS QLD BM60 Handicap - 1100m

19 October 2024 - 17:42



Track Rating: Good 4, Weather: Fine, Rail Position: +4m Entire

Section	Overall	1000m	800m	600m	400m	200m
Section Times	1:06.78 [4] (0:09.17)	0:57.61 [7] (0:10.79)	0:46.82 [6] (0:10.86)	0:35.96 [4] (0:11.64)	0:24.32 [4] (0:11.80)	0:12.52 [4] (0:12.52)
Average Speed [km/h]	39.3	66.9	66.2	61.9	60.9	57.5
Top Speed [km/h]	65.6	68.0	68.0	66.4	61.5	59.4
Avg. Dist. to Rail [m]	6.7	1.2	0.4	0.3	0.9	1.6
Avg. Stride Freq. [Hz]	2.3	2.6	2.6	2.5	2.5	2.4
Avg. Stride Length [m]	4.8	7.3	7.3	7.0	6.8	6.6



- [] Ranking at each section and finish
- .-.- No data available at this section
- NA No data available



Horse/Jockey Name	Machine Head
Final Rank	5
Fastest Section Time (Section)	0:08.47 (Overall)
Top Speed [km/h] (Section)	67.1 (1000m)
Race State	Finished



Toowoomba QLD Professional

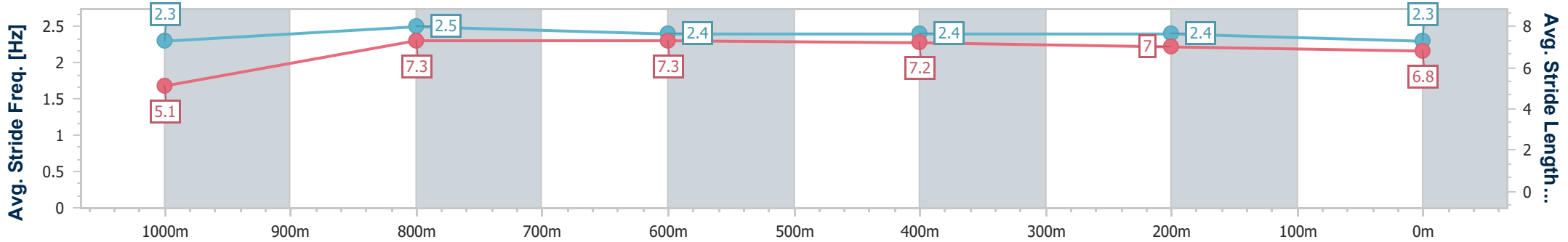
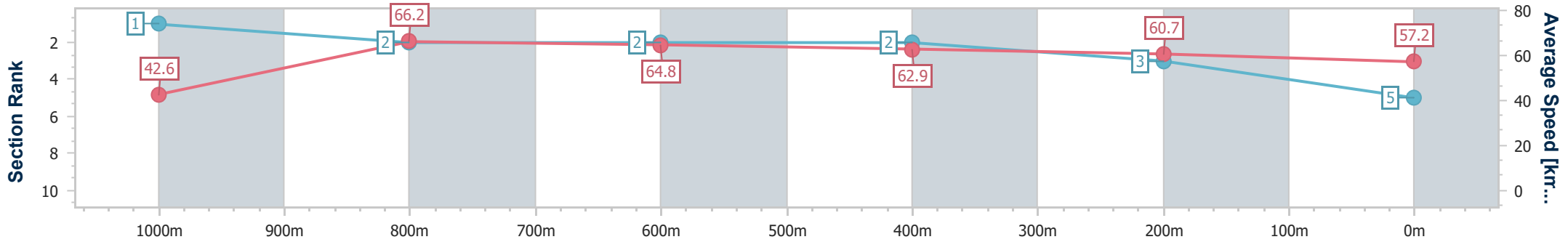
Race 2: MAKTRANS QLD BM60 Handicap - 1100m

19 October 2024 - 17:42



Track Rating: Good 4, Weather: Fine, Rail Position: +4m Entire

Section	Overall	1000m	800m	600m	400m	200m
Section Times	1:06.80 [5] (0:08.47)	0:58.33 [1] (0:10.88)	0:47.45 [2] (0:11.20)	0:36.25 [2] (0:11.71)	0:24.54 [2] (0:11.94)	0:12.60 [3] (0:12.60)
Average Speed [km/h]	42.6	66.2	64.8	62.9	60.7	57.2
Top Speed [km/h]	65.4	67.1	66.9	64.3	63.2	59.2
Avg. Dist. to Rail [m]	4.9	1.3	3.4	3.7	3.1	2.4
Avg. Stride Freq. [Hz]	2.3	2.5	2.4	2.4	2.4	2.3
Avg. Stride Length [m]	5.1	7.3	7.3	7.2	7.0	6.8



- [] Ranking at each section and finish
- .-.- No data available at this section
- NA No data available



Horse/Jockey Name	Fast Fusion
Final Rank	6
Fastest Section Time (Section)	0:08.69 (Overall)
Top Speed [km/h] (Section)	67.5 (800m)
Race State	Finished



Toowoomba QLD Professional

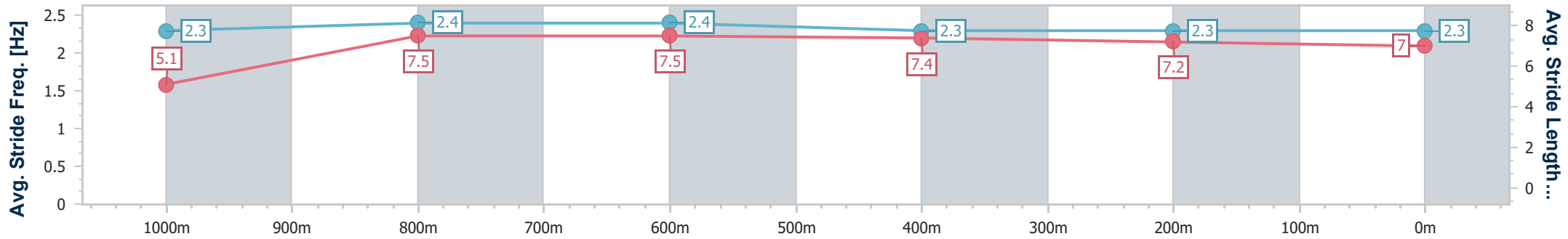
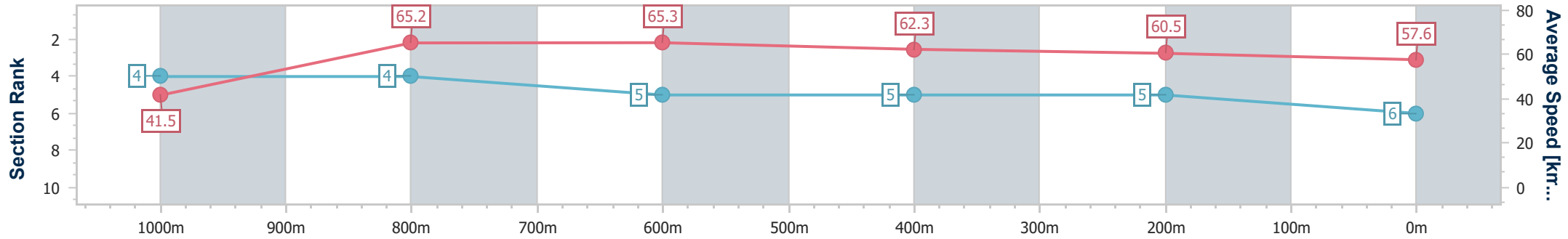
Race 2: MAKTRANS QLD BM60 Handicap - 1100m

19 October 2024 - 17:42



Track Rating: Good 4, Weather: Fine, Rail Position: +4m Entire

Section	Overall	1000m	800m	600m	400m	200m
Section Times	1:06.87 [6] (0:08.69)	0:58.18 [4] (0:11.12)	0:47.06 [4] (0:11.09)	0:35.97 [5] (0:11.59)	0:24.38 [5] (0:11.87)	0:12.51 [5] (0:12.51)
Average Speed [km/h]	41.5	65.2	65.3	62.3	60.5	57.6
Top Speed [km/h]	62.4	66.7	67.5	64.1	61.9	59.0
Avg. Dist. to Rail [m]	6.2	2.1	2.3	0.3	0.4	0.5
Avg. Stride Freq. [Hz]	2.3	2.4	2.4	2.3	2.3	2.3
Avg. Stride Length [m]	5.1	7.5	7.5	7.4	7.2	7.0



- [] Ranking at each section and finish
- .-.- No data available at this section
- NA No data available



Horse/Jockey Name	Reachover
Final Rank	7
Fastest Section Time (Section)	0:09.16 (Overall)
Top Speed [km/h] (Section)	67.0 (800m)
Race State	Finished



Toowoomba QLD Professional

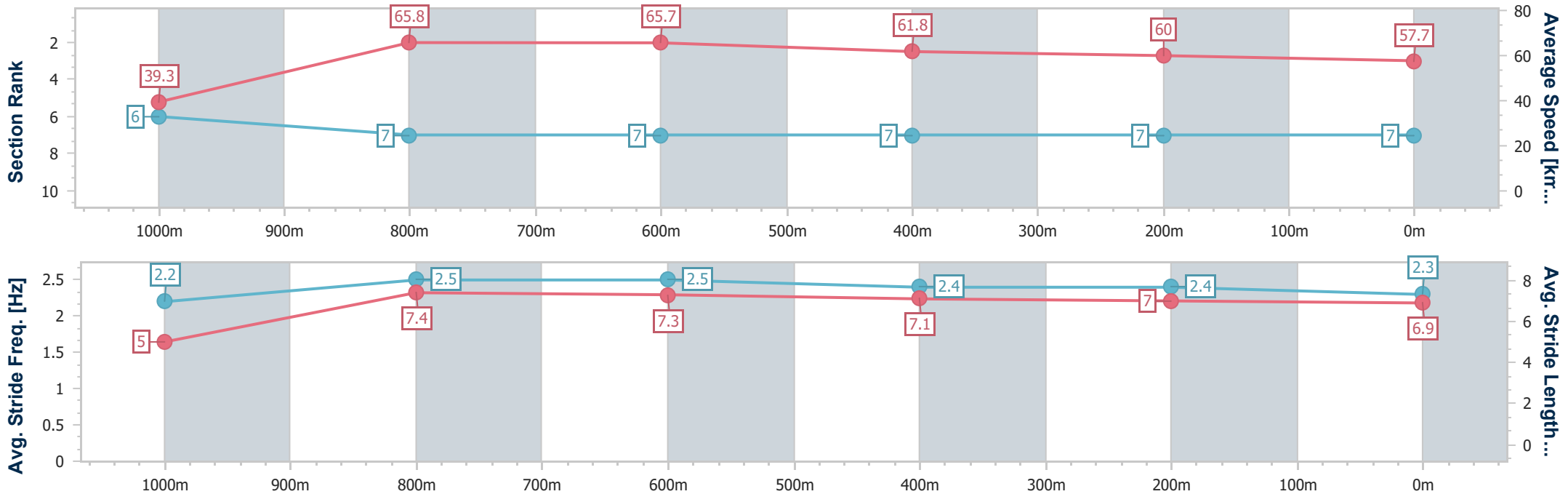
Race 2: MAKTRANS QLD BM60 Handicap - 1100m

19 October 2024 - 17:42



Track Rating: Good 4, Weather: Fine, Rail Position: +4m Entire

Section	Overall	1000m	800m	600m	400m	200m
Section Times	1:07.25 [7] (0:09.16)	0:58.09 [6] (0:10.84)	0:47.25 [7] (0:10.94)	0:36.31 [7] (0:11.80)	0:24.51 [7] (0:12.04)	0:12.47 [7] (0:12.47)
Average Speed [km/h]	39.3	65.8	65.7	61.8	60.0	57.7
Top Speed [km/h]	63.9	66.9	67.0	64.3	61.2	59.6
Avg. Dist. to Rail [m]	2.9	1.7	1.2	2.2	1.9	2.2
Avg. Stride Freq. [Hz]	2.2	2.5	2.5	2.4	2.4	2.3
Avg. Stride Length [m]	5.0	7.4	7.3	7.1	7.0	6.9



- [] Ranking at each section and finish
- .-.- No data available at this section
- NA No data available