



Eagle Farm QLD Professional

Race 2: Road to Magic Millions Book Now Maiden Plate - 1400m

23 October 2024 - 14:08



BRISBANE
RACING CLUB

Track Rating: Good 4, Weather: Fine, Rail Position: +10m Entire

Section		Overall	1200m	1000m	800m	600m	400m	Last 600m				
Field Times		1:23.76 (0:13.63)	1:10.13 (0:11.47)	0:58.66 (0:11.95)	0:46.71 (0:11.17)	0:35.54 (0:11.40)	0:24.14 (0:11.66)	0:35.54				
Rank	TAB Horse/Jockey	Barrier	Top Speed [km/h]	Fastest Section	Distance Travelled [m]							
1	5 NESCAFFIER Andrew Mallyon	9	66.3 800m	0:11.20 600m	1:23.76 [1] (0:13.92)	1:09.84 [3] (0:11.59)	0:58.25 [4] (0:11.96)	0:46.29 [5] (0:11.23)	0:35.06 [4] (0:11.20)	0:23.86 [4] (0:11.48)	0:35.06	
2	6 READY FOR THE TRIP Angela Jones	5	66.5 1200m	0:11.28 600m	1:23.79 [2] (0:14.08)	1:09.71 [4] (0:11.41)	0:58.30 [3] (0:11.94)	0:46.36 [4] (0:11.37)	0:34.99 [5] (0:11.28)	0:23.71 [5] (0:11.52)	0:34.99	-4
3	8 STARSONUS James Orman	4	66.7 1200m	0:11.02 800m	1:23.94 [3] (0:14.19)	1:09.75 [5] (0:11.41)	0:58.34 [5] (0:11.65)	0:46.69 [3] (0:11.02)	0:35.67 [2] (0:11.35)	0:24.32 [1] (0:11.71)	0:35.67	+2
4	4 NAPA VALLEY Nikita Beriman	6	67.1 600m	0:11.17 600m	1:23.96 [4] (0:13.81)	1:10.15 [2] (0:11.48)	0:58.67 [2] (0:11.91)	0:46.76 [2] (0:11.26)	0:35.50 [3] (0:11.17)	0:24.33 [2] (0:11.65)	0:35.50	+0
5	9 STATE A FACT Kyle Wilson-Taylor	1	66.4 800m	0:11.11 600m	1:24.12 [5] (0:14.43)	1:09.69 [8] (0:11.35)	0:58.34 [7] (0:12.01)	0:46.33 [7] (0:11.21)	0:35.12 [7] (0:11.11)	0:24.01 [6] (0:11.48)	0:35.12	-2
6	13 SHE'S WORTH IT Michael Cahill	2	66.1 1200m	0:11.10 600m	1:24.22 [6] (0:14.76)	1:09.46 [10] (0:11.17)	0:58.29 [9] (0:11.94)	0:46.35 [9] (0:11.40)	0:34.95 [8] (0:11.10)	0:23.85 [8] (0:11.29)	0:34.95	-2
7	2 ELROY Taylor Marshall	8	66.9 400m	0:11.17 600m	1:24.41 [7] (0:14.69)	1:09.72 [9] (0:11.26)	0:58.46 [10] (0:12.05)	0:46.41 [10] (0:11.56)	0:34.85 [11] (0:11.17)	0:23.68 [10] (0:11.22)	0:34.85	+5
8	1 BEFORE THE THUNDER Dale Smith	11	66.1 Overall	0:11.29 600m	1:24.43 [8] (0:14.31)	1:10.12 [7] (0:11.46)	0:58.66 [6] (0:11.82)	0:46.84 [6] (0:11.32)	0:35.52 [6] (0:11.29)	0:24.23 [7] (0:11.66)	0:35.52	+4
9	14 WHISKEY TOWER Noel Callow	10	66.6 600m	0:11.10 600m	1:24.47 [9] (0:14.92)	1:09.55 [11] (0:11.33)	0:58.22 [11] (0:11.88)	0:46.34 [11] (0:11.42)	0:34.92 [10] (0:11.10)	0:23.82 [9] (0:11.37)	0:34.92	-1
10	12 HAS BEAN Justin Stanley	3	67.3 Overall	0:11.17 800m	1:24.50 [10] (0:13.63)	1:10.87 [1] (0:11.47)	0:59.40 [1] (0:11.95)	0:47.45 [1] (0:11.17)	0:36.28 [1] (0:11.44)	0:24.84 [3] (0:11.85)	0:36.28	+0

Scratched: Rothsphene (#7), Free As The Wind (#11), Jungle Jet (#3)

Report Created: Wed 23 October 2024 14:32 GMT+ (Note: Timing is based on position data)

Page 1/15

[] Ranking at each section and finish
 -:-:- No data available at this section
 NA No data available

SCN Saddle cloth number
 DNF Did not finish
 DNT Did not track

data processed by TRIPLES DATA



Eagle Farm QLD Professional

Race 2: Road to Magic Millions Book Now Maiden Plate - 1400m

23 October 2024 - 14:08



BRISBANE
RACING CLUB

Track Rating: Good 4, Weather: Fine, Rail Position: +10m Entire

Section	Overall	1200m	1000m	800m	600m	400m	Last 600m
Field Times	1:23.76 (0:13.63)	1:10.13 (0:11.47)	0:58.66 (0:11.95)	0:46.71 (0:11.17)	0:35.54 (0:11.40)	0:24.14 (0:11.66)	0:35.54

Rank	TAB	Horse/Jockey	Barrier	Top Speed [km/h]	Fastest Section	Distance Travelled [m]
11	10	FORTUNE READY Jason Taylor	7	64.8 Overall	0:11.44 800m	+2

Scratched: Rothsphene (#7), Free As The Wind (#11), Jungle Jet (#3)

[] Ranking at each section and finish
 -:-:- No data available at this section
 NA No data available

SCN Saddle cloth number
 DNF Did not finish
 DNT Did not track



Eagle Farm QLD Professional

Race 2: Road to Magic Millions Book Now Maiden Plate - 1400m

23 October 2024 - 14:08



BRISBANE
RACING CLUB

Track Rating: Good 4, Weather: Fine, Rail Position: +10m Entire

Section							200m			Last 600m	
Field Times							0:12.48			0:35.54	
Rank	TAB	Horse/Jockey	Barrier	Top Speed [km/h]	Fastest Section	Margin				Distance Travelled [m]	
1	5	NESCAFFIER Andrew Mallyon	9	66.3 800m	0:11.20 600m	0:12.38 [3] (0:12.38)	1:23.76			0:35.06	
2	6	READY FOR THE TRIP Angela Jones	5	66.5 1200m	0:11.28 600m	0:12.19 [6] (0:12.19)	0.19L			0:34.99	-4
3	8	STARSONUS James Orman	4	66.7 1200m	0:11.02 800m	0:12.61 [2] (0:12.61)	1.02L			0:35.67	+2
4	4	NAPA VALLEY Nikita Beriman	6	67.1 600m	0:11.17 600m	0:12.68 [1] (0:12.68)	1.16L			0:35.50	+0
5	9	STATE A FACT Kyle Wilson-Taylor	1	66.4 800m	0:11.11 600m	0:12.53 [5] (0:12.53)	2.12L			0:35.12	-2
6	13	SHE'S WORTH IT Michael Cahill	2	66.1 1200m	0:11.10 600m	0:12.56 [7] (0:12.56)	2.68L			0:34.95	-2
7	2	ELROY Taylor Marshall	8	66.9 400m	0:11.17 600m	0:12.46 [9] (0:12.46)	3.83L			0:34.85	+5
8	1	BEFORE THE THUNDER Dale Smith	11	66.1 Overall	0:11.29 600m	0:12.57 [8] (0:12.57)	3.92L			0:35.52	+4
9	14	WHISKEY TOWER Noel Callow	10	66.6 600m	0:11.10 600m	0:12.45 [10] (0:12.45)	4.19L			0:34.92	-1
10	12	HAS BEAN Justin Stanley	3	67.3 Overall	0:11.17 800m	0:12.99 [4] (0:12.99)	4.35L			0:36.28	+0

Scratched: Rothsphene (#7), Free As The Wind (#11), Jungle Jet (#3)

[] Ranking at each section and finish
 -:-:- No data available at this section
 NA No data available

SCN Saddle cloth number
 DNF Did not finish
 DNT Did not track



Eagle Farm QLD Professional

Race 2: Road to Magic Millions Book Now Maiden Plate - 1400m

23 October 2024 - 14:08



BRISBANE
RACING CLUB

Track Rating: Good 4, Weather: Fine, Rail Position: +10m Entire

Section							200m			Last 600m
Field Times							0:12.48 (0:12.48)			0:35.54
Rank	TAB	Horse/Jockey	Barrier	Top Speed [km/h]	Fastest Section	Margin			Distance Travelled [m]	
11	10	FORTUNE READY	7	64.8	0:11.44	0:15.73 [11]	30.32L			0:39.62
		Jason Taylor		Overall	800m	(0:15.73)				+2

Scratched: Rothsphene (#7), Free As The Wind (#11), Jungle Jet (#3)

[] Ranking at each section and finish
 -:-:- No data available at this section
 NA No data available

SCN Saddle cloth number
 DNF Did not finish
 DNT Did not track



Horse/Jockey Name	Nescaffier
Final Rank	1
Fastest Section Time (Section)	0:11.20 (600m)
Top Speed [km/h] (Section)	66.3 (800m)
Race State	Finished



Eagle Farm QLD Professional
Race 2: Road to Magic Millions Book Now Maiden Plate - 1400m

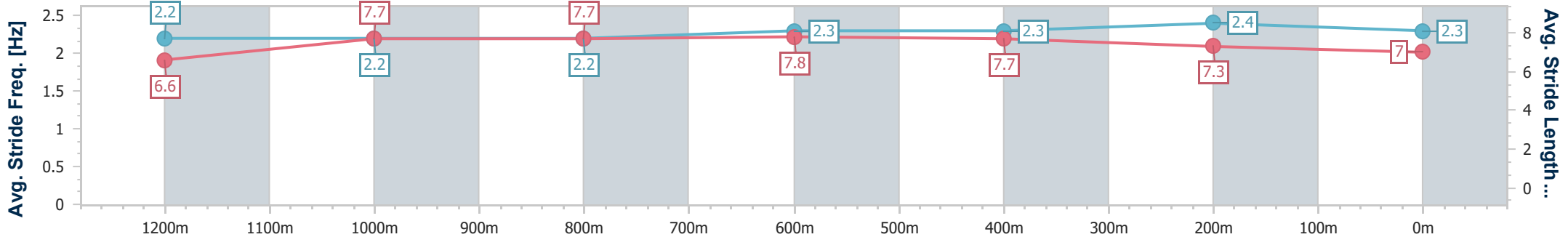
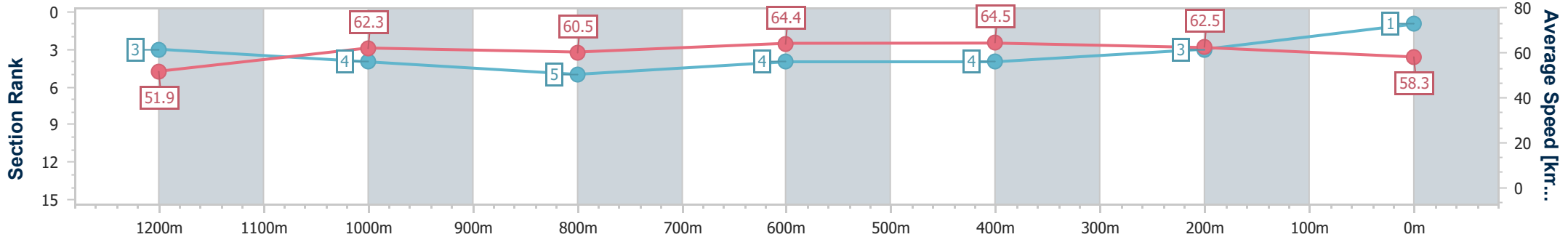
23 October 2024 - 14:08

Track Rating: Good 4, Weather: Fine, Rail Position: +10m Entire



BRISBANE RACING CLUB

Section	Overall	1200m	1000m	800m	600m	400m	200m
Section Times	1:23.76 [1] (0:13.92)	1:09.84 [3] (0:11.59)	0:58.25 [4] (0:11.96)	0:46.29 [5] (0:11.23)	0:35.06 [4] (0:11.20)	0:23.86 [4] (0:11.48)	0:12.38 [3] (0:12.38)
Average Speed [km/h]	51.9	62.3	60.5	64.4	64.5	62.5	58.3
Top Speed [km/h]	65.4	63.9	62.1	66.3	66.2	64.3	61.0
Avg. Dist. to Rail [m]	8.1	2.7	1.4	0.5	0.8	4.8	6.2
Avg. Stride Freq. [Hz]	2.2	2.2	2.2	2.3	2.3	2.4	2.3
Avg. Stride Length [m]	6.6	7.7	7.7	7.8	7.7	7.3	7.0



- [] Ranking at each section and finish
- .-.- No data available at this section
- NA No data available



Horse/Jockey Name	Ready For The Trip
Final Rank	2
Fastest Section Time (Section)	0:11.28 (600m)
Top Speed [km/h] (Section)	66.5 (1200m)
Race State	Finished



Eagle Farm QLD Professional
Race 2: Road to Magic Millions Book Now Maiden Plate - 1400m

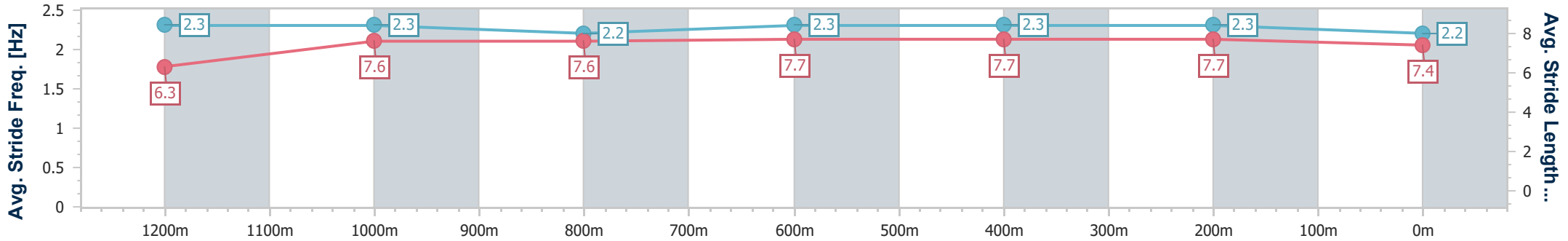
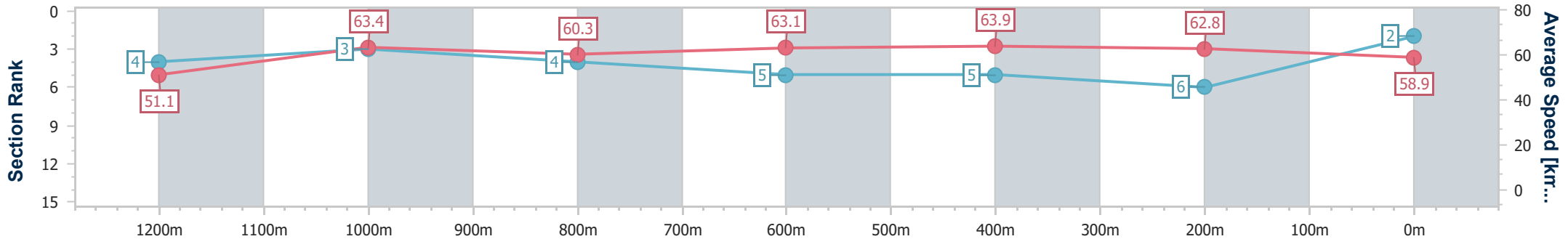
23 October 2024 - 14:08

Track Rating: Good 4, Weather: Fine, Rail Position: +10m Entire



BRISBANE RACING CLUB

Section	Overall	1200m	1000m	800m	600m	400m	200m
Section Times	1:23.79 [2] (0:14.08)	1:09.71 [4] (0:11.41)	0:58.30 [3] (0:11.94)	0:46.36 [4] (0:11.37)	0:34.99 [5] (0:11.28)	0:23.71 [5] (0:11.52)	0:12.19 [6] (0:12.19)
Average Speed [km/h]	51.1	63.4	60.3	63.1	63.9	62.8	58.9
Top Speed [km/h]	66.5	66.5	61.5	65.4	65.8	63.4	61.5
Avg. Dist. to Rail [m]	4.7	2.1	0.5	0.5	0.3	2.2	0.8
Avg. Stride Freq. [Hz]	2.3	2.3	2.2	2.3	2.3	2.3	2.2
Avg. Stride Length [m]	6.3	7.6	7.6	7.7	7.7	7.7	7.4



- [] Ranking at each section and finish
- .-.- No data available at this section
- NA No data available



Horse/Jockey Name	Starsonus
Final Rank	3
Fastest Section Time (Section)	0:11.02 (800m)
Top Speed [km/h] (Section)	66.7 (1200m)
Race State	Finished



Eagle Farm QLD Professional
Race 2: Road to Magic Millions Book Now Maiden Plate - 1400m

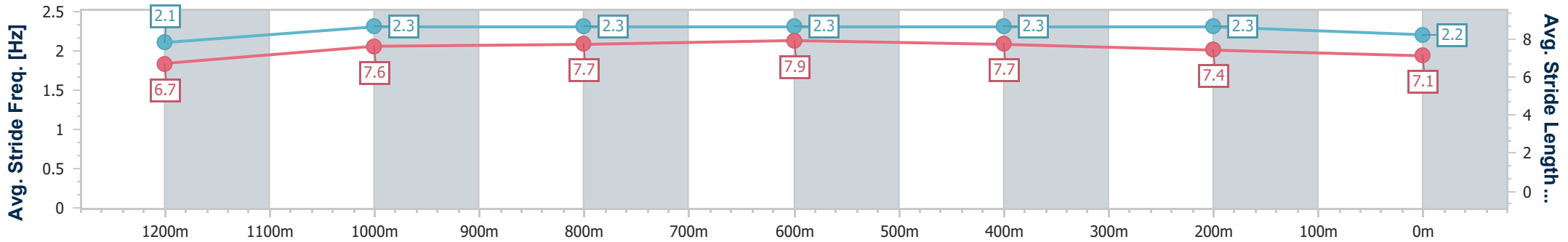
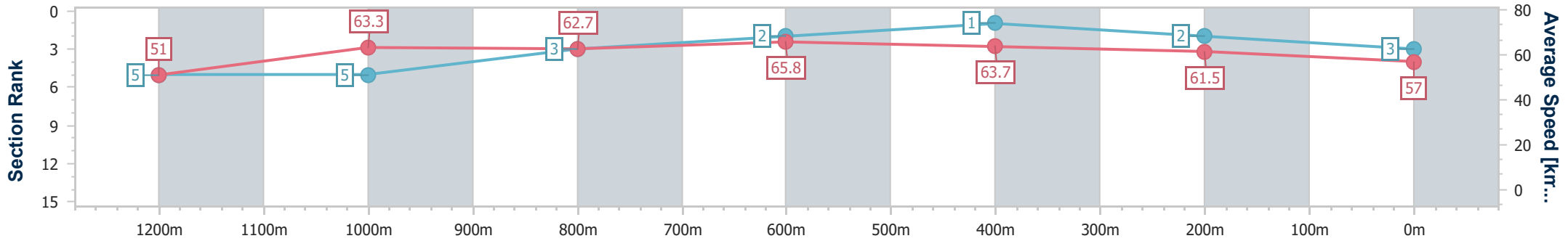
23 October 2024 - 14:08

Track Rating: Good 4, Weather: Fine, Rail Position: +10m Entire



BRISBANE RACING CLUB

Section	Overall	1200m	1000m	800m	600m	400m	200m
Section Times	1:23.94 [3] (0:14.19)	1:09.75 [5] (0:11.41)	0:58.34 [5] (0:11.65)	0:46.69 [3] (0:11.02)	0:35.67 [2] (0:11.35)	0:24.32 [1] (0:11.71)	0:12.61 [2] (0:12.61)
Average Speed [km/h]	51.0	63.3	62.7	65.8	63.7	61.5	57.0
Top Speed [km/h]	66.4	66.7	65.3	66.2	65.1	65.2	59.0
Avg. Dist. to Rail [m]	4.0	3.9	3.3	1.0	0.9	5.0	6.2
Avg. Stride Freq. [Hz]	2.1	2.3	2.3	2.3	2.3	2.3	2.2
Avg. Stride Length [m]	6.7	7.6	7.7	7.9	7.7	7.4	7.1



- [] Ranking at each section and finish
- .-.- No data available at this section
- NA No data available



Horse/Jockey Name	Napa Valley
Final Rank	4
Fastest Section Time (Section)	0:11.17 (600m)
Top Speed [km/h] (Section)	67.1 (600m)
Race State	Finished



Eagle Farm QLD Professional
Race 2: Road to Magic Millions Book Now Maiden Plate - 1400m

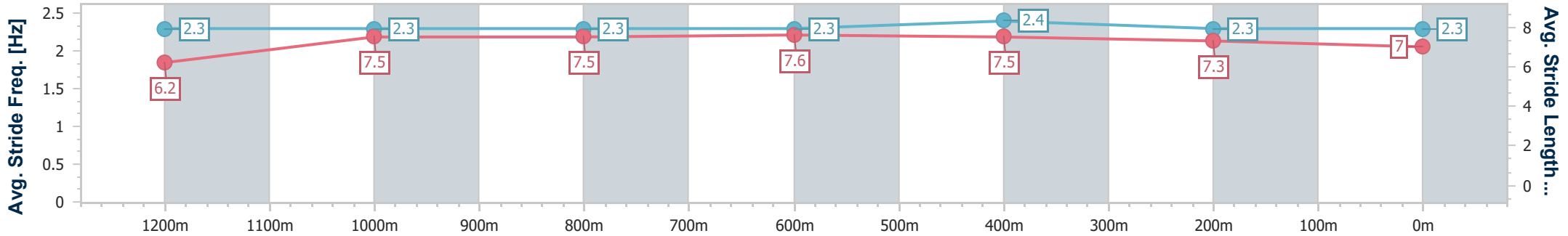
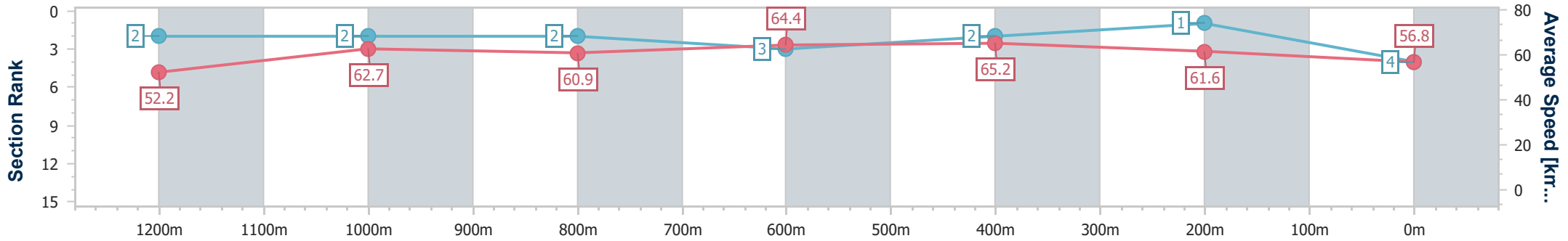
23 October 2024 - 14:08

Track Rating: Good 4, Weather: Fine, Rail Position: +10m Entire



BRISBANE RACING CLUB

Section	Overall	1200m	1000m	800m	600m	400m	200m
Section Times	1:23.96 [4] (0:13.81)	1:10.15 [2] (0:11.48)	0:58.67 [2] (0:11.91)	0:46.76 [2] (0:11.26)	0:35.50 [3] (0:11.17)	0:24.33 [2] (0:11.65)	0:12.68 [1] (0:12.68)
Average Speed [km/h]	52.2	62.7	60.9	64.4	65.2	61.6	56.8
Top Speed [km/h]	65.9	65.3	63.1	66.4	67.1	65.2	59.3
Avg. Dist. to Rail [m]	4.0	1.4	1.4	1.7	1.6	3.1	2.5
Avg. Stride Freq. [Hz]	2.3	2.3	2.3	2.3	2.4	2.3	2.3
Avg. Stride Length [m]	6.2	7.5	7.5	7.6	7.5	7.3	7.0



- [] Ranking at each section and finish
- .-.- No data available at this section
- NA No data available



Horse/Jockey Name	State A Fact
Final Rank	5
Fastest Section Time (Section)	0:11.11 (600m)
Top Speed [km/h] (Section)	66.4 (800m)
Race State	Finished



Eagle Farm QLD Professional
Race 2: Road to Magic Millions Book Now Maiden Plate - 1400m

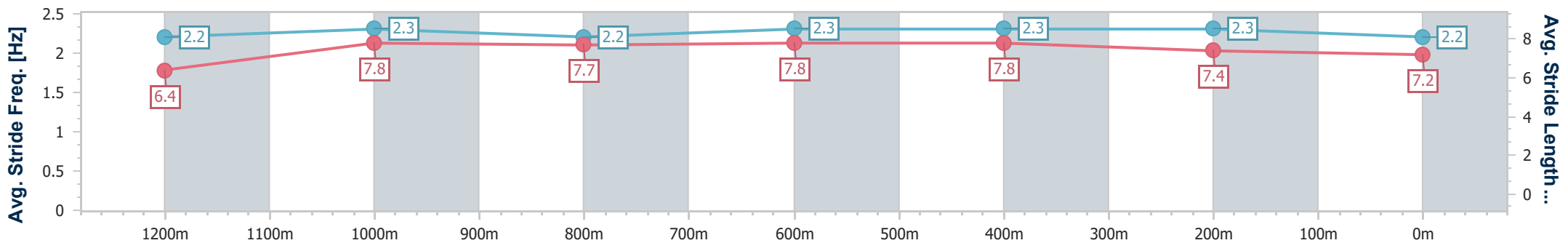
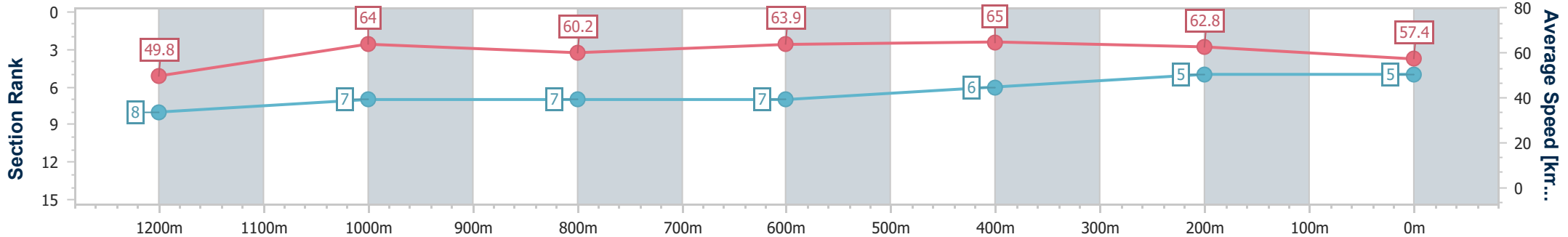
23 October 2024 - 14:08

Track Rating: Good 4, Weather: Fine, Rail Position: +10m Entire



BRISBANE RACING CLUB

Section	Overall	1200m	1000m	800m	600m	400m	200m
Section Times	1:24.12 [5] (0:14.43)	1:09.69 [8] (0:11.35)	0:58.34 [7] (0:12.01)	0:46.33 [7] (0:11.21)	0:35.12 [7] (0:11.11)	0:24.01 [6] (0:11.48)	0:12.53 [5] (0:12.53)
Average Speed [km/h]	49.8	64.0	60.2	63.9	65.0	62.8	57.4
Top Speed [km/h]	65.6	66.0	61.9	66.4	65.7	63.6	61.0
Avg. Dist. to Rail [m]	2.7	2.8	0.9	0.7	1.0	7.2	6.9
Avg. Stride Freq. [Hz]	2.2	2.3	2.2	2.3	2.3	2.3	2.2
Avg. Stride Length [m]	6.4	7.8	7.7	7.8	7.8	7.4	7.2



- [] Ranking at each section and finish
- .-.- No data available at this section
- NA No data available



Horse/Jockey Name	She's Worth It
Final Rank	6
Fastest Section Time (Section)	0:11.10 (600m)
Top Speed [km/h] (Section)	66.1 (1200m)
Race State	Finished



Eagle Farm QLD Professional
Race 2: Road to Magic Millions Book Now Maiden Plate - 1400m

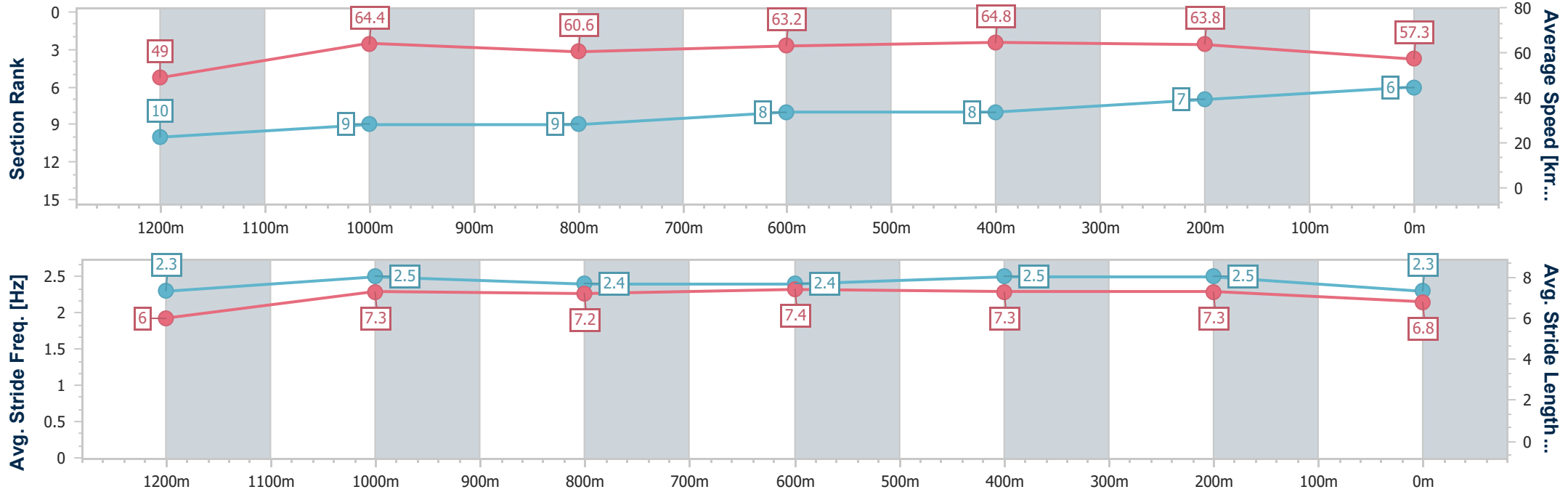
23 October 2024 - 14:08

Track Rating: Good 4, Weather: Fine, Rail Position: +10m Entire



BRISBANE RACING CLUB

Section	Overall	1200m	1000m	800m	600m	400m	200m
Section Times	1:24.22 [6] (0:14.76)	1:09.46 [10] (0:11.17)	0:58.29 [9] (0:11.94)	0:46.35 [9] (0:11.40)	0:34.95 [8] (0:11.10)	0:23.85 [8] (0:11.29)	0:12.56 [7] (0:12.56)
Average Speed [km/h]	49.0	64.4	60.6	63.2	64.8	63.8	57.3
Top Speed [km/h]	65.2	66.1	62.6	65.0	65.9	65.9	61.7
Avg. Dist. to Rail [m]	3.8	2.2	0.9	0.1	0.2	0.2	0.6
Avg. Stride Freq. [Hz]	2.3	2.5	2.4	2.4	2.5	2.5	2.3
Avg. Stride Length [m]	6.0	7.3	7.2	7.4	7.3	7.3	6.8



- [] Ranking at each section and finish
- .-.- No data available at this section
- NA No data available



Horse/Jockey Name	Elroy
Final Rank	7
Fastest Section Time (Section)	0:11.17 (600m)
Top Speed [km/h] (Section)	66.9 (400m)
Race State	Finished



Eagle Farm QLD Professional
Race 2: Road to Magic Millions Book Now Maiden Plate - 1400m

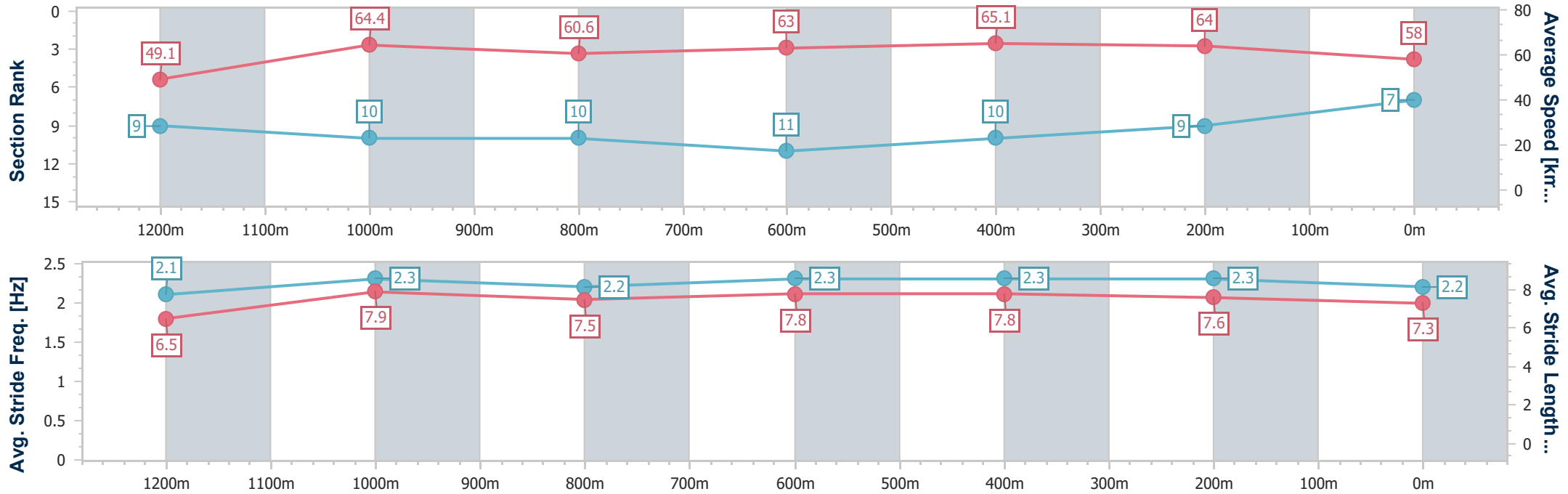
23 October 2024 - 14:08

Track Rating: Good 4, Weather: Fine, Rail Position: +10m Entire



BRISBANE RACING CLUB

Section	Overall	1200m	1000m	800m	600m	400m	200m
Section Times	1:24.41 [7] (0:14.69)	1:09.72 [9] (0:11.26)	0:58.46 [10] (0:12.05)	0:46.41 [10] (0:11.56)	0:34.85 [11] (0:11.17)	0:23.68 [10] (0:11.22)	0:12.46 [9] (0:12.46)
Average Speed [km/h]	49.1	64.4	60.6	63.0	65.1	64.0	58.0
Top Speed [km/h]	65.8	66.7	62.4	65.4	66.5	66.9	60.9
Avg. Dist. to Rail [m]	6.5	2.3	3.0	2.6	2.7	7.0	7.0
Avg. Stride Freq. [Hz]	2.1	2.3	2.2	2.3	2.3	2.3	2.2
Avg. Stride Length [m]	6.5	7.9	7.5	7.8	7.8	7.6	7.3



- [] Ranking at each section and finish
- .-.- No data available at this section
- NA No data available



Horse/Jockey Name	Before The Thunder
Final Rank	8
Fastest Section Time (Section)	0:11.29 (600m)
Top Speed [km/h] (Section)	66.1 (Overall)
Race State	Finished



Eagle Farm QLD Professional
Race 2: Road to Magic Millions Book Now Maiden Plate - 1400m

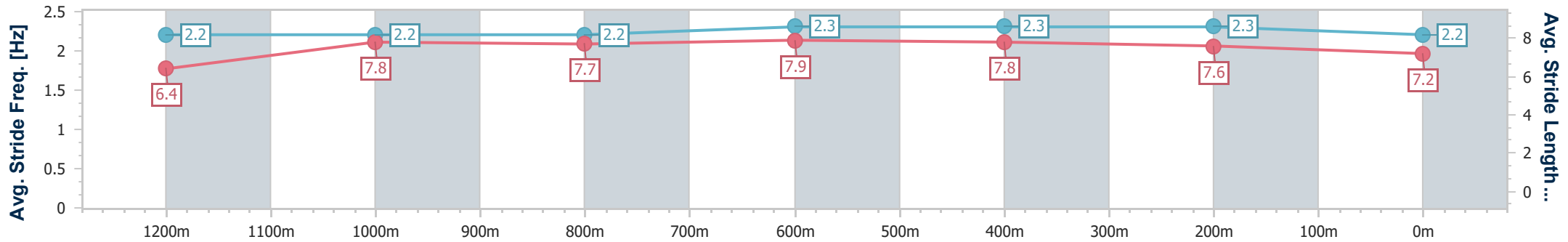
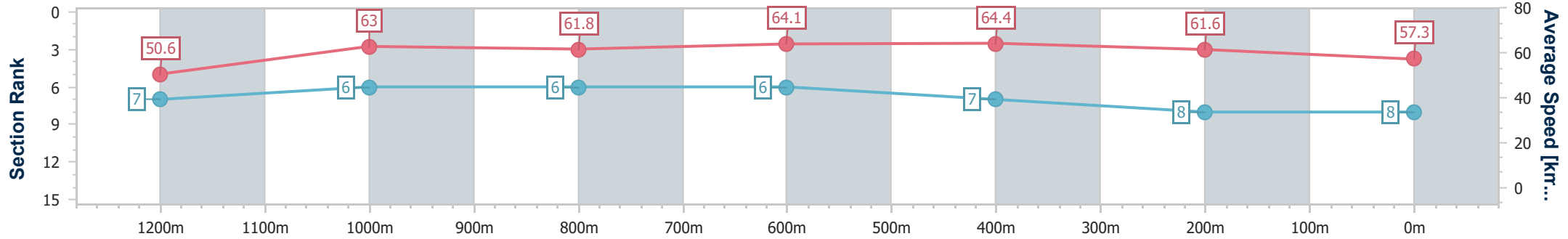
23 October 2024 - 14:08

Track Rating: Good 4, Weather: Fine, Rail Position: +10m Entire



BRISBANE RACING CLUB

Section	Overall	1200m	1000m	800m	600m	400m	200m
Section Times	1:24.43 [8] (0:14.31)	1:10.12 [7] (0:11.46)	0:58.66 [6] (0:11.82)	0:46.84 [6] (0:11.32)	0:35.52 [6] (0:11.29)	0:24.23 [7] (0:11.66)	0:12.57 [8] (0:12.57)
Average Speed [km/h]	50.6	63.0	61.8	64.1	64.4	61.6	57.3
Top Speed [km/h]	66.1	66.1	64.0	65.1	65.0	63.9	59.7
Avg. Dist. to Rail [m]	9.7	4.0	2.8	2.2	1.8	5.0	3.7
Avg. Stride Freq. [Hz]	2.2	2.2	2.2	2.3	2.3	2.3	2.2
Avg. Stride Length [m]	6.4	7.8	7.7	7.9	7.8	7.6	7.2



- [] Ranking at each section and finish
- .-.- No data available at this section
- NA No data available



Horse/Jockey Name	Whiskey Tower
Final Rank	9
Fastest Section Time (Section)	0:11.10 (600m)
Top Speed [km/h] (Section)	66.6 (600m)
Race State	Finished



Eagle Farm QLD Professional
Race 2: Road to Magic Millions Book Now Maiden Plate - 1400m

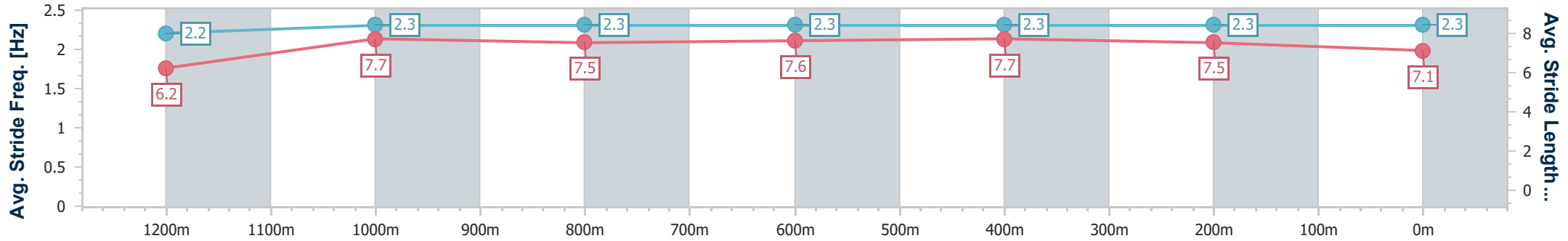
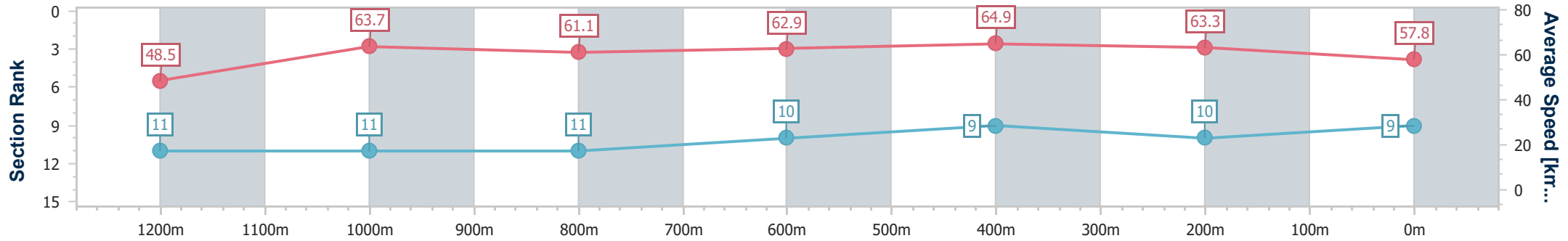
23 October 2024 - 14:08

Track Rating: Good 4, Weather: Fine, Rail Position: +10m Entire



BRISBANE RACING CLUB

Section	Overall	1200m	1000m	800m	600m	400m	200m
Section Times	1:24.47 [9] (0:14.92)	1:09.55 [11] (0:11.33)	0:58.22 [11] (0:11.88)	0:46.34 [11] (0:11.42)	0:34.92 [10] (0:11.10)	0:23.82 [9] (0:11.37)	0:12.45 [10] (0:12.45)
Average Speed [km/h]	48.5	63.7	61.1	62.9	64.9	63.3	57.8
Top Speed [km/h]	63.9	64.9	62.3	65.0	66.6	66.6	59.7
Avg. Dist. to Rail [m]	8.2	2.8	1.4	0.2	0.8	4.0	2.8
Avg. Stride Freq. [Hz]	2.2	2.3	2.3	2.3	2.3	2.3	2.3
Avg. Stride Length [m]	6.2	7.7	7.5	7.6	7.7	7.5	7.1



- [] Ranking at each section and finish
- .-.- No data available at this section
- NA No data available



Horse/Jockey Name	Has Bean
Final Rank	10
Fastest Section Time (Section)	0:11.17 (800m)
Top Speed [km/h] (Section)	67.3 (Overall)
Race State	Finished



Eagle Farm QLD Professional
Race 2: Road to Magic Millions Book Now Maiden Plate - 1400m

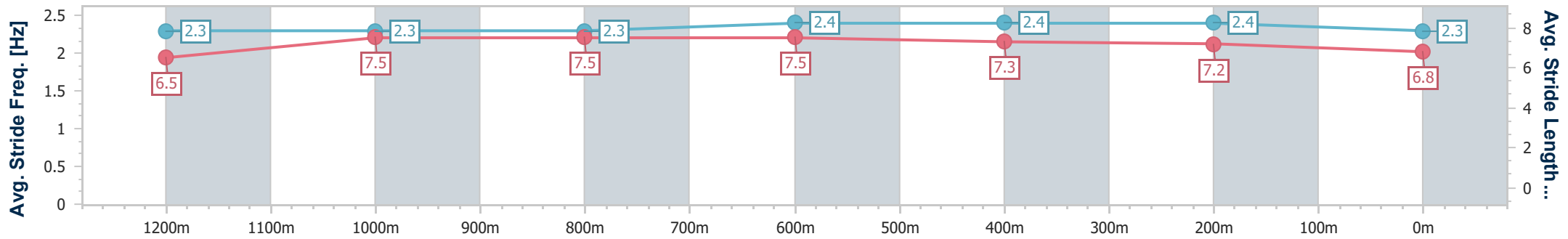
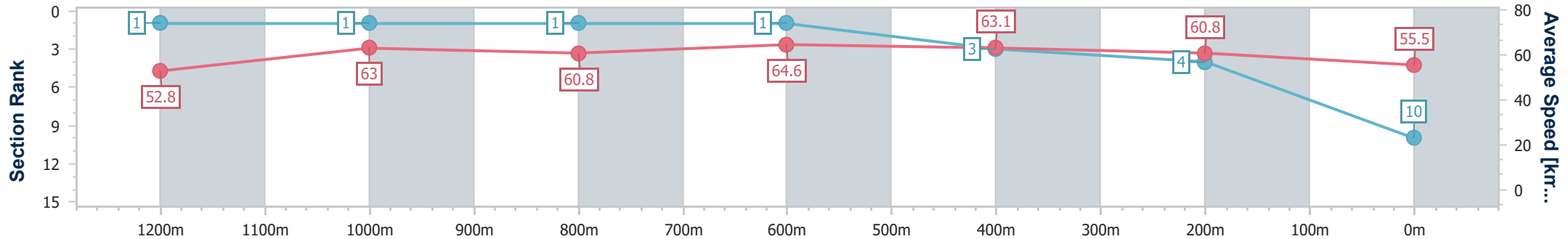
23 October 2024 - 14:08

Track Rating: Good 4, Weather: Fine, Rail Position: +10m Entire



BRISBANE RACING CLUB

Section	Overall	1200m	1000m	800m	600m	400m	200m
Section Times	1:24.50 [10] (0:13.63)	1:10.87 [1] (0:11.47)	0:59.40 [1] (0:11.95)	0:47.45 [1] (0:11.17)	0:36.28 [1] (0:11.44)	0:24.84 [3] (0:11.85)	0:12.99 [4] (0:12.99)
Average Speed [km/h]	52.8	63.0	60.8	64.6	63.1	60.8	55.5
Top Speed [km/h]	67.3	67.0	62.0	66.0	64.6	63.1	58.3
Avg. Dist. to Rail [m]	3.6	1.7	1.5	1.0	0.7	1.2	0.5
Avg. Stride Freq. [Hz]	2.3	2.3	2.3	2.4	2.4	2.4	2.3
Avg. Stride Length [m]	6.5	7.5	7.5	7.5	7.3	7.2	6.8



- [] Ranking at each section and finish
- .-.- No data available at this section
- NA No data available



Horse/Jockey Name	Fortune Ready
Final Rank	11
Fastest Section Time (Section)	0:11.44 (800m)
Top Speed [km/h] (Section)	64.8 (Overall)
Race State	Finished



Eagle Farm QLD Professional
Race 2: Road to Magic Millions Book Now Maiden Plate - 1400m

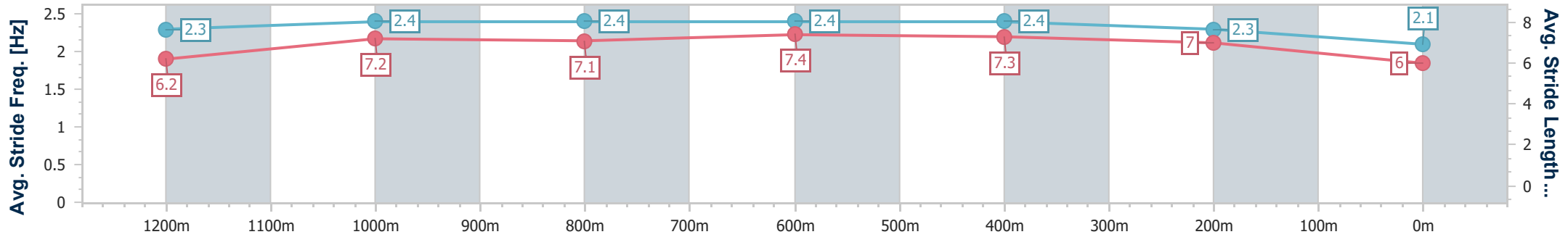
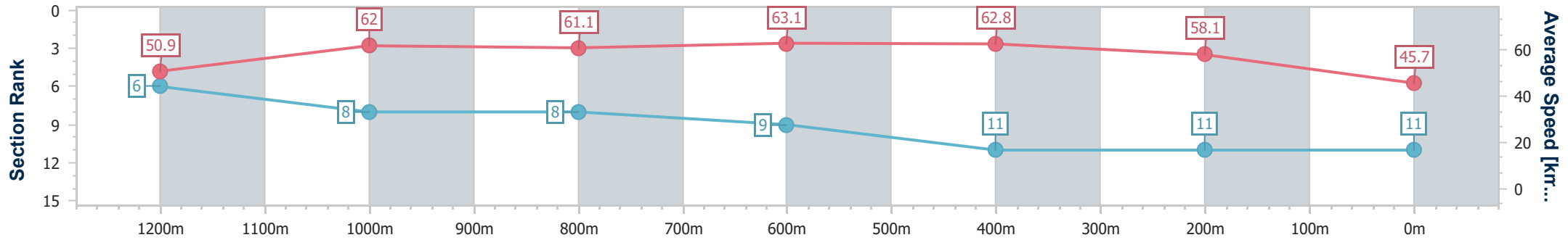
23 October 2024 - 14:08

Track Rating: Good 4, Weather: Fine, Rail Position: +10m Entire



BRISBANE RACING CLUB

Section	Overall	1200m	1000m	800m	600m	400m	200m
Section Times	1:28.92 [11] (0:14.24)	1:14.68 [6] (0:11.64)	1:03.04 [8] (0:11.98)	0:51.06 [8] (0:11.44)	0:39.62 [9] (0:11.50)	0:28.12 [11] (0:12.39)	0:15.73 [11] (0:15.73)
Average Speed [km/h]	50.9	62.0	61.1	63.1	62.8	58.1	45.7
Top Speed [km/h]	64.8	64.8	62.0	63.7	63.5	61.7	52.4
Avg. Dist. to Rail [m]	6.3	5.1	3.0	0.4	0.7	4.2	2.7
Avg. Stride Freq. [Hz]	2.3	2.4	2.4	2.4	2.4	2.3	2.1
Avg. Stride Length [m]	6.2	7.2	7.1	7.4	7.3	7.0	6.0



- [] Ranking at each section and finish
- .-.- No data available at this section
- NA No data available