



# Eagle Farm QLD Professional

## Race 6: Ladbrokes Blackbook BM65 Handicap - 1800m

23 October 2024 - 16:28



BRISBANE  
RACING CLUB

Track Rating: Good 4, Weather: Fine, Rail Position: +10m Entire

Section		Overall	1600m	1400m	1200m	1000m	800m	600m	Last 600m				
Field Times		1:49.11 (0:14.05)	1:35.06 (0:11.60)	1:23.46 (0:11.79)	1:11.67 (0:12.08)	0:59.59 (0:12.12)	0:47.47 (0:11.66)	0:35.81 (0:11.62)	0:35.81				
Rank	TAB Horse/Jockey	Barrier	Top Speed [km/h]	Fastest Section									Distance Travelled [m]
1	4 <b>BIG TICKET BOY</b> Cody Collis	1	63.9 400m	0:11.56 400m	1:49.11 [1] (0:14.05)	1:35.06 [1] (0:11.60)	1:23.46 [1] (0:11.79)	1:11.67 [1] (0:12.13)	0:59.54 [2] (0:12.07)	0:47.47 [1] (0:11.66)	0:35.81 [1] (0:11.62)	0:35.81	
2	9 <b>SMOOTH TORQUE</b> Jake Bayliss	3	65.3 400m	0:11.33 400m	1:49.20 [2] (0:14.45)	1:34.75 [5] (0:11.73)	1:23.02 [5] (0:11.79)	1:11.23 [6] (0:12.05)	0:59.18 [6] (0:12.21)	0:46.97 [6] (0:11.83)	0:35.14 [8] (0:11.47)	0:35.14	+11
3	12 <b>YOU KAY SQUEEZE</b> Samantha Collett	8	64.9 400m	0:11.39 400m	1:49.26 [3] (0:14.70)	1:34.56 [7] (0:11.56)	1:23.00 [6] (0:11.69)	1:11.31 [5] (0:12.05)	0:59.26 [5] (0:12.11)	0:47.15 [5] (0:11.79)	0:35.36 [6] (0:11.45)	0:35.36	+4
4	3 <b>THE IRISH</b> Jag Guthmann-Chester	7	65.1 600m	0:11.33 600m	1:49.31 [4] (0:14.84)	1:34.47 [8] (0:11.88)	1:22.59 [8] (0:11.74)	1:10.85 [9] (0:12.13)	0:58.72 [9] (0:11.96)	0:46.76 [9] (0:11.36)	0:35.40 [7] (0:11.33)	0:35.40	+9
5	16 <b>SOKUDO</b> Mark Du Plessis	9	64.1 600m	0:11.34 600m	1:49.48 [5] (0:15.16)	1:34.32 [9] (0:11.69)	1:22.63 [9] (0:11.59)	1:11.04 [8] (0:12.02)	0:59.02 [8] (0:11.96)	0:47.06 [8] (0:11.73)	0:35.33 [9] (0:11.34)	0:35.33	+3
6	10 <b>HALLSIDE MARTINI</b> Taylor Marshall	5	65.9 600m	0:11.36 800m	1:49.56 [6] (0:14.59)	1:34.97 [6] (0:11.78)	1:23.19 [7] (0:11.80)	1:11.39 [7] (0:12.14)	0:59.25 [7] (0:12.00)	0:47.25 [7] (0:11.36)	0:35.89 [3] (0:11.38)	0:35.89	+12
7	7 <b>HATASU</b> James Orman	2	64.0 400m	0:11.43 600m	1:49.63 [7] (0:14.32)	1:35.31 [4] (0:11.52)	1:23.79 [3] (0:11.71)	1:12.08 [3] (0:12.10)	0:59.98 [3] (0:12.17)	0:47.81 [3] (0:11.89)	0:35.92 [4] (0:11.43)	0:35.92	+8
8	6 <b>CONNEWARRE</b> Cejay Graham	4	63.5 600m	0:11.51 600m	1:50.04 [8] (0:14.14)	1:35.90 [3] (0:11.84)	1:24.06 [4] (0:11.77)	1:12.29 [4] (0:12.07)	1:00.22 [4] (0:12.13)	0:48.09 [4] (0:11.83)	0:36.26 [5] (0:11.51)	0:36.26	+9
9	11 <b>SHOWDRA</b> Nikita Beriman	6	63.3 1400m	0:11.61 1600m	1:50.43 [9] (0:14.11)	1:36.32 [2] (0:11.61)	1:24.71 [2] (0:11.72)	1:12.99 [2] (0:12.08)	1:00.91 [1] (0:12.13)	0:48.78 [2] (0:11.82)	0:36.96 [2] (0:11.69)	0:36.96	+13

Scratched: Maurizma (#15), Lissaro (#17), Shy Guy (#8), Leger Chase (#13), Wanda's Outlaw (#14), Aichi Icon (#1), Bitoftheblarney (#5), Loyalty Counts (#2)

[ ] Ranking at each section and finish  
 -:-:- No data available at this section  
 NA No data available

SCN Saddle cloth number  
 DNF Did not finish  
 DNT Did not track



# Eagle Farm QLD Professional

## Race 6: Ladbrokes Blackbook BM65 Handicap - 1800m

23 October 2024 - 16:28



BRISBANE  
RACING CLUB

Track Rating: Good 4, Weather: Fine, Rail Position: +10m Entire

Section				400m	200m			Last 600m		
Field Times				0:24.19 (0:11.56)	0:12.63 (0:12.63)			0:35.81		
Rank	TAB	Horse/Jockey	Barrier	Top Speed [km/h]	Fastest Section	Margin			Distance Travelled [m]	
1	4	<b>BIG TICKET BOY</b> Cody Collis	1	63.9 400m	0:11.56 400m	0:24.19 [1] (0:11.56)	0:12.63 [1] (0:12.63)	1:49.11	0:35.81	
2	9	<b>SMOOTH TORQUE</b> Jake Bayliss	3	65.3 400m	0:11.33 400m	0:23.67 [9] (0:11.33)	0:12.34 [6] (0:12.34)	0.52L	0:35.14	+11
3	12	<b>YOU KAY SQUEEZE</b> Samantha Collett	8	64.9 400m	0:11.39 400m	0:23.91 [7] (0:11.39)	0:12.52 [3] (0:12.52)	0.89L	0:35.36	+4
4	3	<b>THE IRISH</b> Jag Guthmann-Chester	7	65.1 600m	0:11.33 600m	0:24.07 [5] (0:11.58)	0:12.49 [5] (0:12.49)	1.15L	0:35.40	+9
5	16	<b>SOKUDO</b> Mark Du Plessis	9	64.1 600m	0:11.34 600m	0:23.99 [8] (0:11.59)	0:12.40 [7] (0:12.40)	2.18L	0:35.33	+3
6	10	<b>HALLSIDE MARTINI</b> Taylor Marshall	5	65.9 600m	0:11.36 800m	0:24.51 [2] (0:11.61)	0:12.90 [2] (0:12.90)	2.62L	0:35.89	+12
7	7	<b>HATASU</b> James Orman	2	64.0 400m	0:11.43 600m	0:24.49 [3] (0:11.61)	0:12.88 [4] (0:12.88)	3.05L	0:35.92	+8
8	6	<b>CONNEWARRE</b> Cejay Graham	4	63.5 600m	0:11.51 600m	0:24.75 [6] (0:11.82)	0:12.93 [8] (0:12.93)	5.45L	0:36.26	+9
9	11	<b>SHOWDRA</b> Nikita Beriman	6	63.3 1400m	0:11.61 1600m	0:25.27 [4] (0:12.06)	0:13.21 [9] (0:13.21)	7.77L	0:36.96	+13

Scratched: Maurizma (#15), Lissaro (#17), Shy Guy (#8), Leger Chase (#13), Wanda's Outlaw (#14), Aichi Icon (#1), Bitoftheblarney (#5), Loyalty Counts (#2)



Horse/Jockey Name	Big Ticket Boy
Final Rank	1
Fastest Section Time (Section)	0:11.56 (400m)
Top Speed [km/h] (Section)	63.9 (400m)
Race State	Finished



### Eagle Farm QLD Professional

Race 6: Ladbrokes Blackbook BM65 Handicap - 1800m

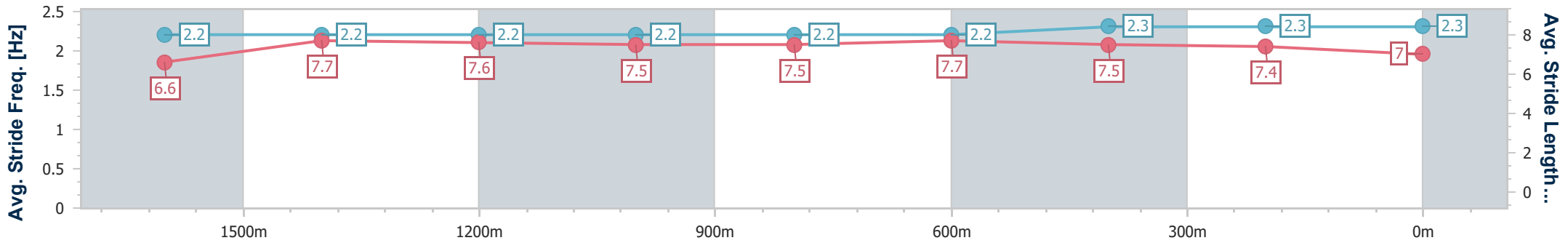
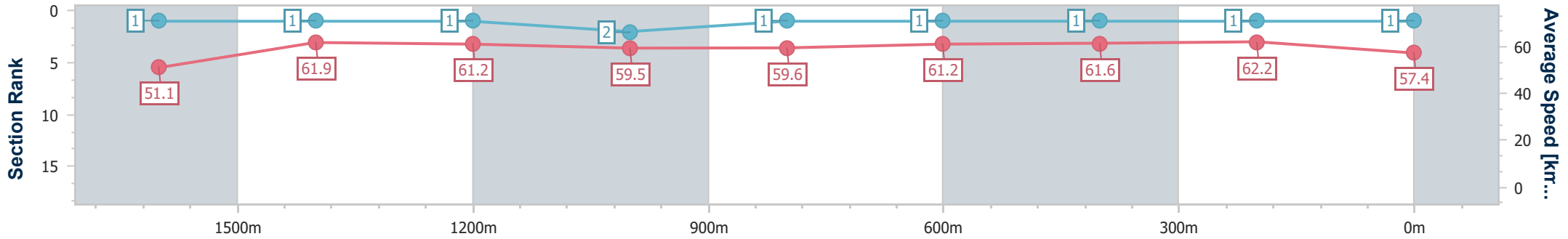
23 October 2024 - 16:28

Track Rating: Good 4, Weather: Fine, Rail Position: +10m Entire



BRISBANE RACING CLUB

Section	Overall	1600m	1400m	1200m	1000m	800m	600m	400m	200m
Section Times	1:49.11 [1] (0:14.05)	1:35.06 [1] (0:11.60)	1:23.46 [1] (0:11.79)	1:11.67 [1] (0:12.13)	0:59.54 [2] (0:12.07)	0:47.47 [1] (0:11.66)	0:35.81 [1] (0:11.62)	0:24.19 [1] (0:11.56)	0:12.63 [1] (0:12.63)
Average Speed [km/h]	51.1	61.9	61.2	59.5	59.6	61.2	61.6	62.2	57.4
Top Speed [km/h]	62.2	63.1	63.6	60.0	60.1	61.9	63.0	63.9	60.2
Avg. Dist. to Rail [m]	1.4	0.5	0.9	1.1	0.7	2.5	1.5	3.7	7.6
Avg. Stride Freq. [Hz]	2.2	2.2	2.2	2.2	2.2	2.2	2.3	2.3	2.3
Avg. Stride Length [m]	6.6	7.7	7.6	7.5	7.5	7.7	7.5	7.4	7.0



- [ ] Ranking at each section and finish
- .-.- No data available at this section
- NA No data available



Horse/Jockey Name	Smooth Torque
Final Rank	2
Fastest Section Time (Section)	0:11.33 (400m)
Top Speed [km/h] (Section)	65.3 (400m)
Race State	Finished



### Eagle Farm QLD Professional

Race 6: Ladbrokes Blackbook BM65 Handicap - 1800m

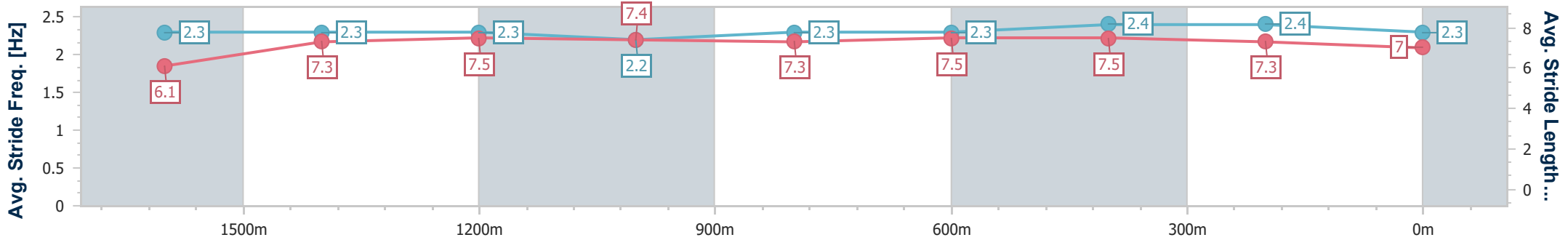
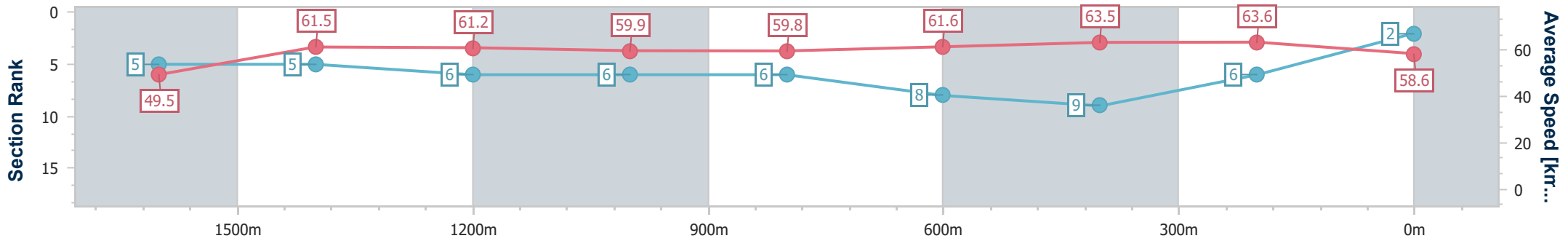
23 October 2024 - 16:28

Track Rating: Good 4, Weather: Fine, Rail Position: +10m Entire



BRISBANE RACING CLUB

Section	Overall	1600m	1400m	1200m	1000m	800m	600m	400m	200m
Section Times	1:49.20 [2] (0:14.45)	1:34.75 [5] (0:11.73)	1:23.02 [5] (0:11.79)	1:11.23 [6] (0:12.05)	0:59.18 [6] (0:12.21)	0:46.97 [6] (0:11.83)	0:35.14 [8] (0:11.47)	0:23.67 [9] (0:11.33)	0:12.34 [6] (0:12.34)
Average Speed [km/h]	49.5	61.5	61.2	59.9	59.8	61.6	63.5	63.6	58.6
Top Speed [km/h]	60.8	62.0	62.0	60.7	60.7	62.4	65.1	65.3	61.3
Avg. Dist. to Rail [m]	2.2	0.3	1.1	1.7	3.0	2.4	2.9	6.7	8.0
Avg. Stride Freq. [Hz]	2.3	2.3	2.3	2.2	2.3	2.3	2.4	2.4	2.3
Avg. Stride Length [m]	6.1	7.3	7.5	7.4	7.3	7.5	7.5	7.3	7.0



- [ ] Ranking at each section and finish
- .-.- No data available at this section
- NA No data available



Horse/Jockey Name	You Kay Squeeze
Final Rank	3
Fastest Section Time (Section)	0:11.39 (400m)
Top Speed [km/h] (Section)	64.9 (400m)
Race State	Finished



### Eagle Farm QLD Professional

Race 6: Ladbrokes Blackbook BM65 Handicap - 1800m

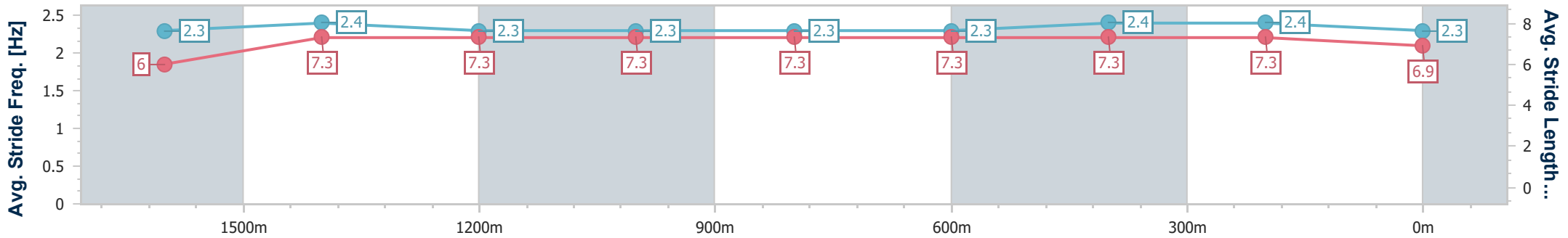
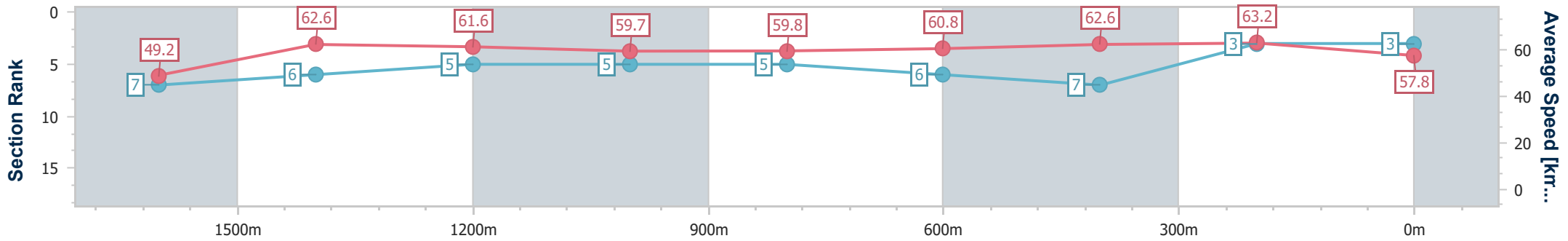
23 October 2024 - 16:28

Track Rating: Good 4, Weather: Fine, Rail Position: +10m Entire



BRISBANE RACING CLUB

Section	Overall	1600m	1400m	1200m	1000m	800m	600m	400m	200m
Section Times	1:49.26 [3] (0:14.70)	1:34.56 [7] (0:11.56)	1:23.00 [6] (0:11.69)	1:11.31 [5] (0:12.05)	0:59.26 [5] (0:12.11)	0:47.15 [5] (0:11.79)	0:35.36 [6] (0:11.45)	0:23.91 [7] (0:11.39)	0:12.52 [3] (0:12.52)
Average Speed [km/h]	49.2	62.6	61.6	59.7	59.8	60.8	62.6	63.2	57.8
Top Speed [km/h]	61.8	64.4	63.9	61.0	60.9	62.4	63.9	64.9	60.9
Avg. Dist. to Rail [m]	4.6	1.2	1.2	2.0	0.8	0.8	0.6	1.2	3.0
Avg. Stride Freq. [Hz]	2.3	2.4	2.3	2.3	2.3	2.3	2.4	2.4	2.3
Avg. Stride Length [m]	6.0	7.3	7.3	7.3	7.3	7.3	7.3	7.3	6.9



- [ ] Ranking at each section and finish
- .-.- No data available at this section
- NA No data available



Horse/Jockey Name	The Irish
Final Rank	4
Fastest Section Time (Section)	0:11.33 (600m)
Top Speed [km/h] (Section)	65.1 (600m)
Race State	Finished



### Eagle Farm QLD Professional

Race 6: Ladbrokes Blackbook BM65 Handicap - 1800m

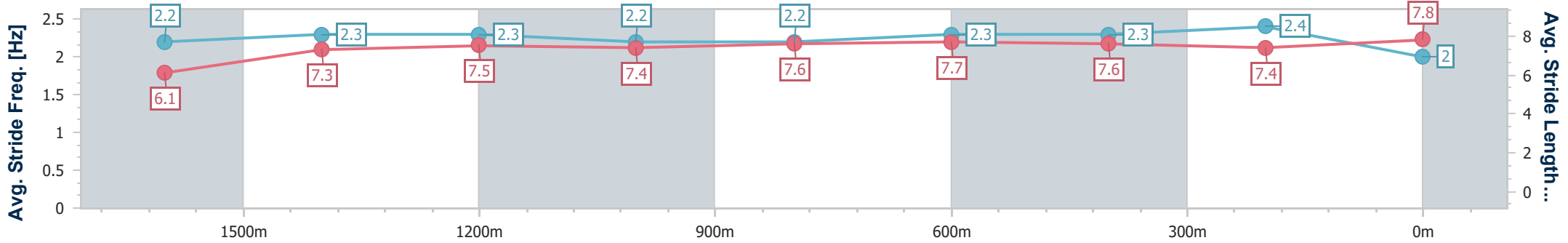
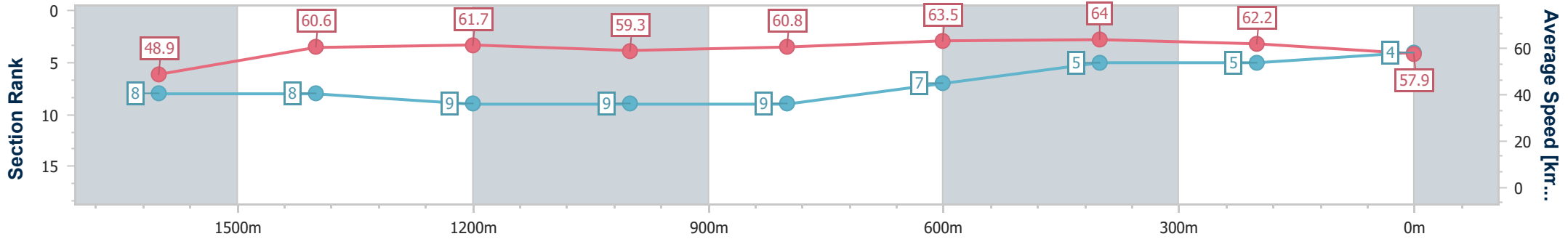
23 October 2024 - 16:28

Track Rating: Good 4, Weather: Fine, Rail Position: +10m Entire



BRISBANE RACING CLUB

Section	Overall	1600m	1400m	1200m	1000m	800m	600m	400m	200m				
Section Times	1:49.31 [4] (0:14.84)	1:34.47 [8] (0:11.88)	1:22.59 [8] (0:11.74)	1:10.85 [9] (0:12.13)	0:58.72 [9] (0:11.96)	0:46.76 [9] (0:11.36)	0:35.40 [7] (0:11.33)	0:24.07 [5] (0:11.58)	0:12.49 [5] (0:12.49)				
Average Speed [km/h]	48.9	60.6	61.7	59.3	60.8	63.5	64.0	62.2	57.9				
Top Speed [km/h]	59.3	61.8	62.1	61.5	61.8	64.8	65.1	63.8	59.7				
Avg. Dist. to Rail [m]	4.5	1.3	1.8	1.5	1.5	0.8	1.8	5.9	8.3				
Avg. Stride Freq. [Hz]	2.2	2.3	2.3	2.2	2.2	2.3	2.3	2.4	2.0				
Avg. Stride Length [m]	6.1	7.3	7.5	7.4	7.6	7.7	7.6	7.4	7.8				



- [ ] Ranking at each section and finish
- .-.- No data available at this section
- NA No data available



Horse/Jockey Name	Sokudo
Final Rank	5
Fastest Section Time (Section)	0:11.34 (600m)
Top Speed [km/h] (Section)	64.1 (600m)
Race State	Finished



### Eagle Farm QLD Professional

Race 6: Ladbrokes Blackbook BM65 Handicap - 1800m

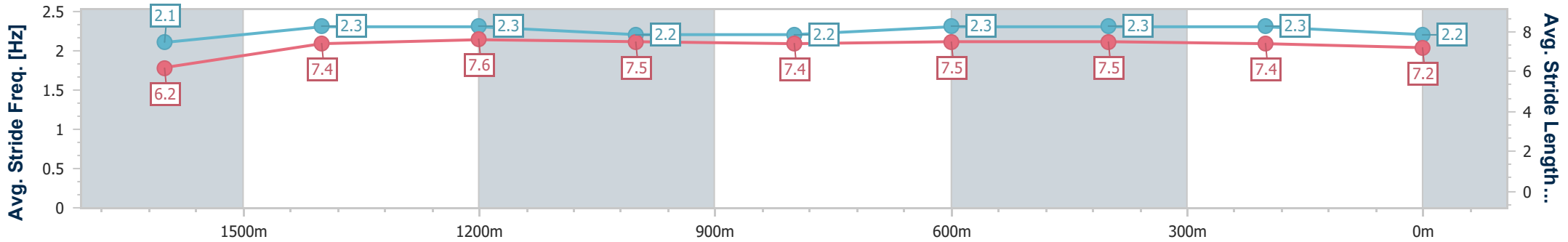
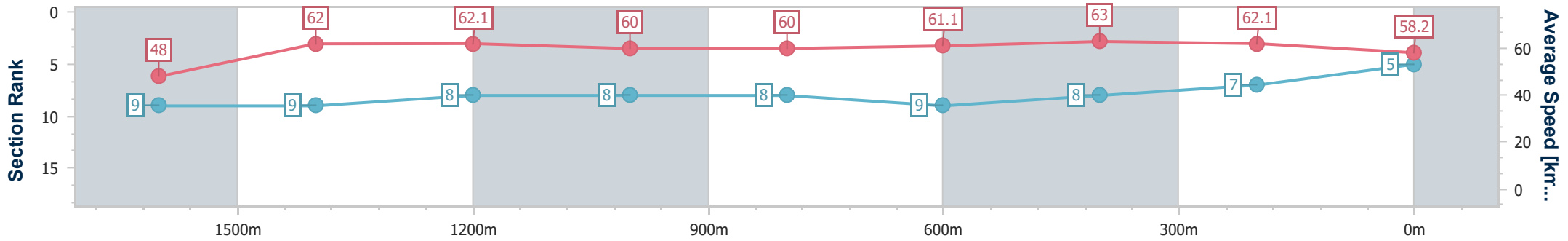
23 October 2024 - 16:28

Track Rating: Good 4, Weather: Fine, Rail Position: +10m Entire



BRISBANE RACING CLUB

Section	Overall	1600m	1400m	1200m	1000m	800m	600m	400m	200m
Section Times	1:49.48 [5] (0:15.16)	1:34.32 [9] (0:11.69)	1:22.63 [9] (0:11.59)	1:11.04 [8] (0:12.02)	0:59.02 [8] (0:11.96)	0:47.06 [8] (0:11.73)	0:35.33 [9] (0:11.34)	0:23.99 [8] (0:11.59)	0:12.40 [7] (0:12.40)
Average Speed [km/h]	48.0	62.0	62.1	60.0	60.0	61.1	63.0	62.1	58.2
Top Speed [km/h]	60.1	63.3	63.4	61.0	60.8	62.6	64.1	63.7	60.7
Avg. Dist. to Rail [m]	6.5	1.3	0.8	1.0	0.6	1.6	1.3	0.8	2.9
Avg. Stride Freq. [Hz]	2.1	2.3	2.3	2.2	2.2	2.3	2.3	2.3	2.2
Avg. Stride Length [m]	6.2	7.4	7.6	7.5	7.4	7.5	7.5	7.4	7.2



- [ ] Ranking at each section and finish
- .-.- No data available at this section
- NA No data available



Horse/Jockey Name	Hallside Martini
Final Rank	6
Fastest Section Time (Section)	0:11.36 (800m)
Top Speed [km/h] (Section)	65.9 (600m)
Race State	Finished



### Eagle Farm QLD Professional

Race 6: Ladbrokes Blackbook BM65 Handicap - 1800m

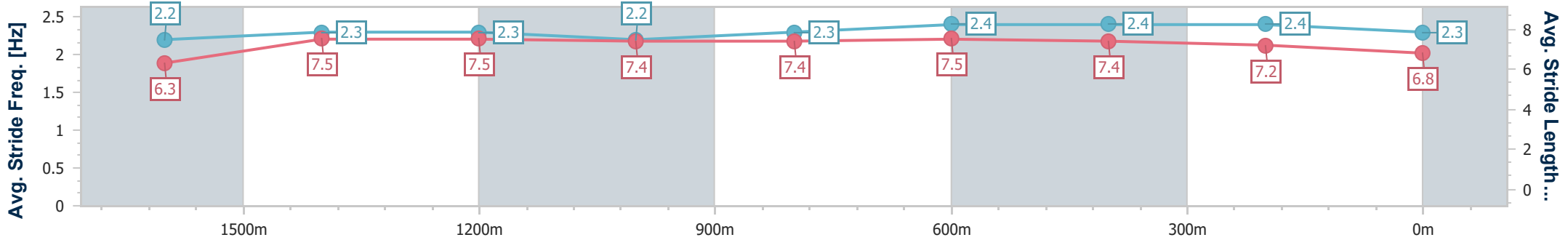
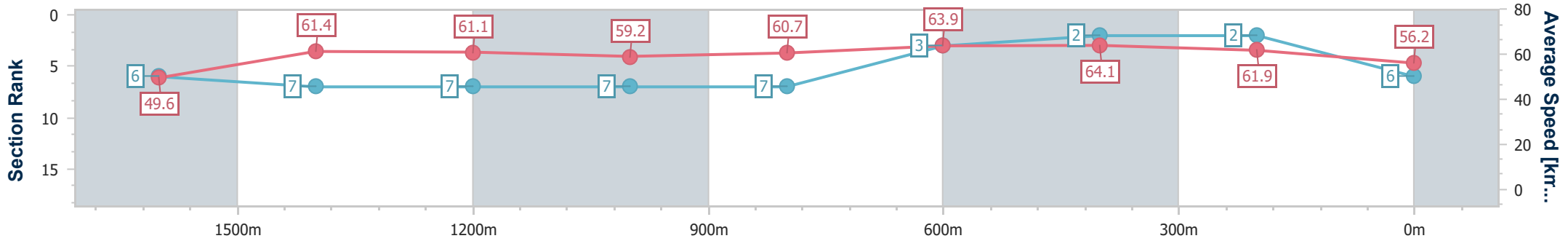
23 October 2024 - 16:28

Track Rating: Good 4, Weather: Fine, Rail Position: +10m Entire



BRISBANE RACING CLUB

Section	Overall	1600m	1400m	1200m	1000m	800m	600m	400m	200m
Section Times	1:49.56 [6] (0:14.59)	1:34.97 [6] (0:11.78)	1:23.19 [7] (0:11.80)	1:11.39 [7] (0:12.14)	0:59.25 [7] (0:12.00)	0:47.25 [7] (0:11.36)	0:35.89 [3] (0:11.38)	0:24.51 [2] (0:11.61)	0:12.90 [2] (0:12.90)
Average Speed [km/h]	49.6	61.4	61.1	59.2	60.7	63.9	64.1	61.9	56.2
Top Speed [km/h]	59.9	62.5	62.5	60.4	62.2	65.0	65.9	64.1	59.4
Avg. Dist. to Rail [m]	3.4	1.0	1.8	1.9	2.1	1.9	2.5	4.5	6.0
Avg. Stride Freq. [Hz]	2.2	2.3	2.3	2.2	2.3	2.4	2.4	2.4	2.3
Avg. Stride Length [m]	6.3	7.5	7.5	7.4	7.4	7.5	7.4	7.2	6.8



- [ ] Ranking at each section and finish
- .-.- No data available at this section
- NA No data available





Horse/Jockey Name	Hatasu
Final Rank	7
Fastest Section Time (Section)	0:11.43 (600m)
Top Speed [km/h] (Section)	64.0 (400m)
Race State	Finished



### Eagle Farm QLD Professional

Race 6: Ladbrokes Blackbook BM65 Handicap - 1800m

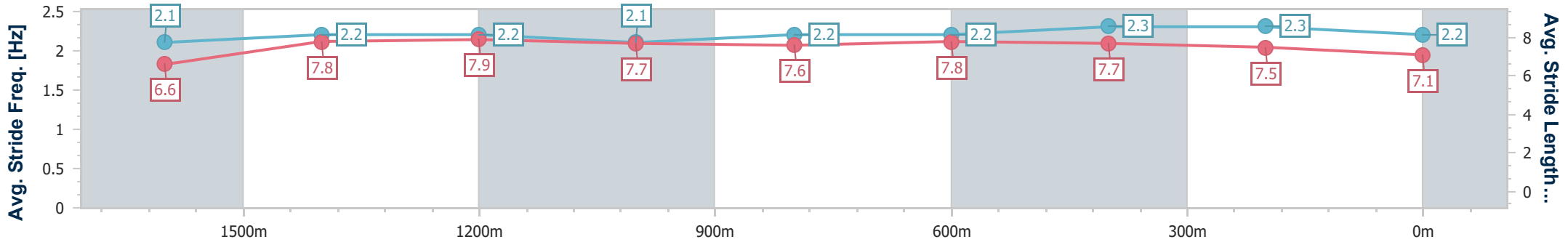
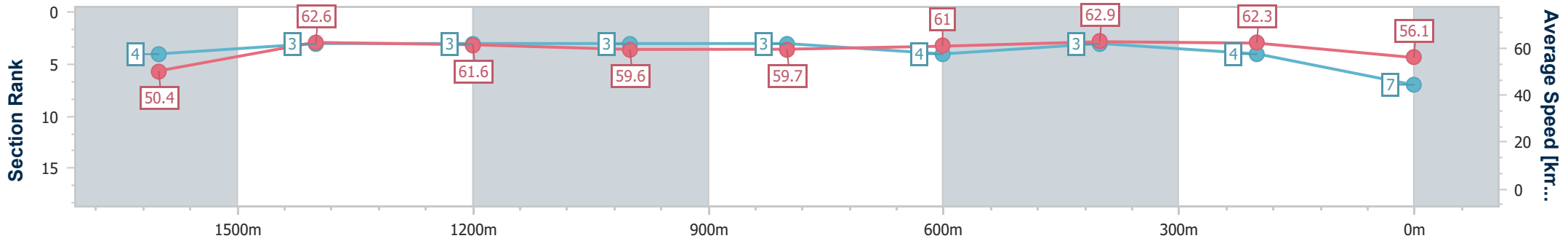
23 October 2024 - 16:28

Track Rating: Good 4, Weather: Fine, Rail Position: +10m Entire



BRISBANE RACING CLUB

Section	Overall	1600m	1400m	1200m	1000m	800m	600m	400m	200m
Section Times	1:49.63 [7] (0:14.32)	1:35.31 [4] (0:11.52)	1:23.79 [3] (0:11.71)	1:12.08 [3] (0:12.10)	0:59.98 [3] (0:12.17)	0:47.81 [3] (0:11.89)	0:35.92 [4] (0:11.43)	0:24.49 [3] (0:11.61)	0:12.88 [4] (0:12.88)
Average Speed [km/h]	50.4	62.6	61.6	59.6	59.7	61.0	62.9	62.3	56.1
Top Speed [km/h]	62.7	63.3	62.8	60.7	60.5	63.5	63.8	64.0	59.2
Avg. Dist. to Rail [m]	1.8	1.1	1.0	1.3	2.1	1.1	0.5	1.6	1.1
Avg. Stride Freq. [Hz]	2.1	2.2	2.2	2.1	2.2	2.2	2.3	2.3	2.2
Avg. Stride Length [m]	6.6	7.8	7.9	7.7	7.6	7.8	7.7	7.5	7.1



- [ ] Ranking at each section and finish
- .-.- No data available at this section
- NA No data available



Horse/Jockey Name	Connewarre
Final Rank	8
Fastest Section Time (Section)	0:11.51 (600m)
Top Speed [km/h] (Section)	63.5 (600m)
Race State	Finished



### Eagle Farm QLD Professional

Race 6: Ladbrokes Blackbook BM65 Handicap - 1800m

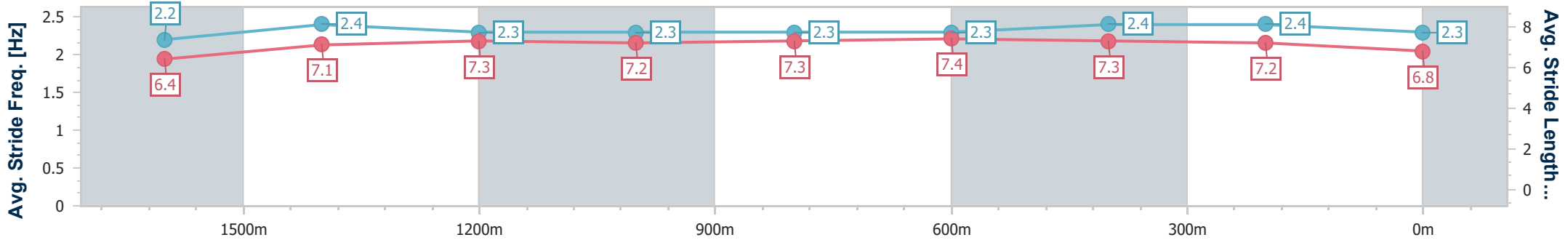
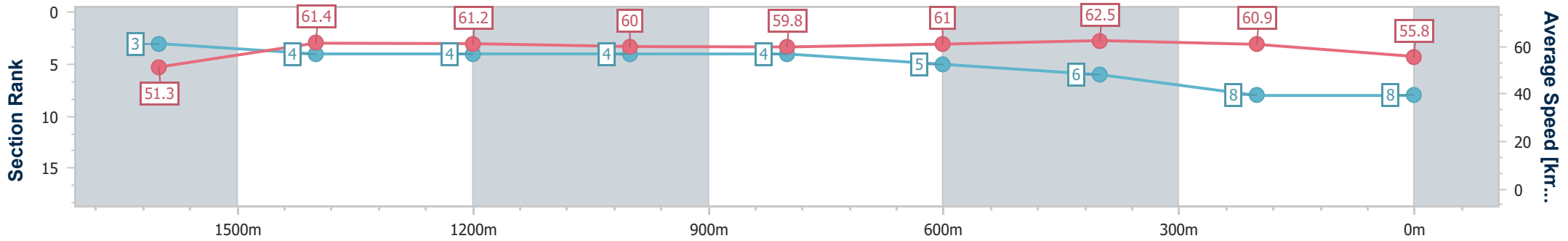
23 October 2024 - 16:28

Track Rating: Good 4, Weather: Fine, Rail Position: +10m Entire



BRISBANE RACING CLUB

Section	Overall	1600m	1400m	1200m	1000m	800m	600m	400m	200m
Section Times	1:50.04 [8] (0:14.14)	1:35.90 [3] (0:11.84)	1:24.06 [4] (0:11.77)	1:12.29 [4] (0:12.07)	1:00.22 [4] (0:12.13)	0:48.09 [4] (0:11.83)	0:36.26 [5] (0:11.51)	0:24.75 [6] (0:11.82)	0:12.93 [8] (0:12.93)
Average Speed [km/h]	51.3	61.4	61.2	60.0	59.8	61.0	62.5	60.9	55.8
Top Speed [km/h]	62.4	62.1	63.1	60.5	61.4	62.8	63.5	62.7	58.6
Avg. Dist. to Rail [m]	3.7	2.6	3.2	3.4	1.9	0.4	0.5	2.9	4.1
Avg. Stride Freq. [Hz]	2.2	2.4	2.3	2.3	2.3	2.3	2.4	2.4	2.3
Avg. Stride Length [m]	6.4	7.1	7.3	7.2	7.3	7.4	7.3	7.2	6.8



- [ ] Ranking at each section and finish
- .-.- No data available at this section
- NA No data available



Horse/Jockey Name	Showdra
Final Rank	9
Fastest Section Time (Section)	0:11.61 (1600m)
Top Speed [km/h] (Section)	63.3 (1400m)
Race State	Finished



### Eagle Farm QLD Professional

Race 6: Ladbrokes Blackbook BM65 Handicap - 1800m

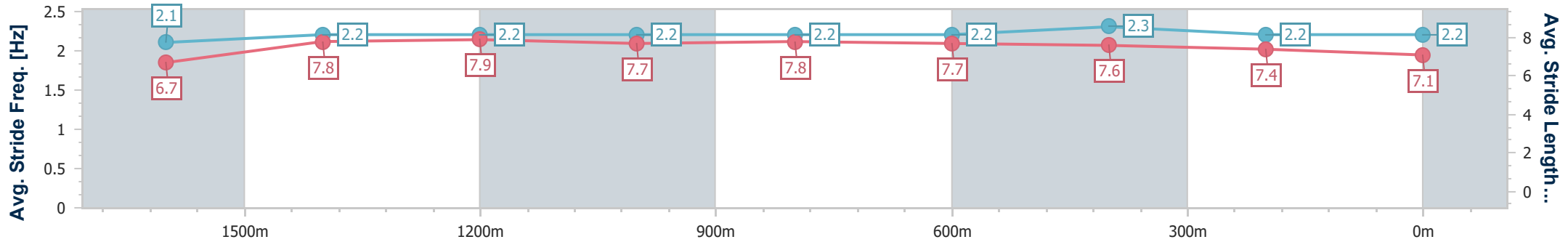
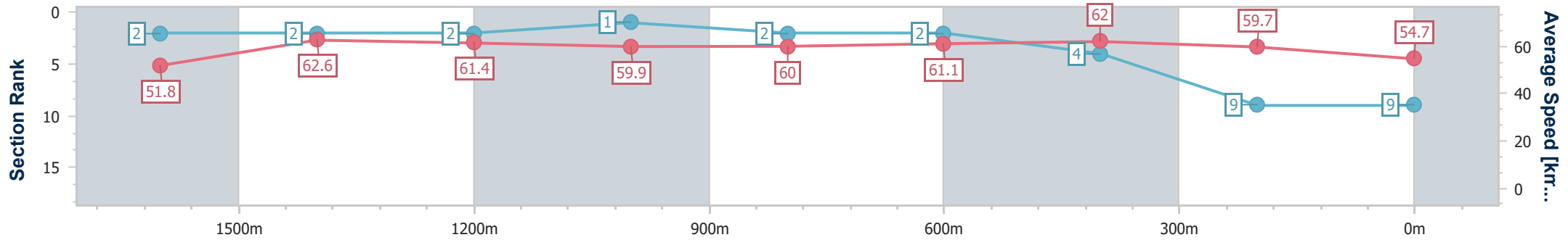
23 October 2024 - 16:28

Track Rating: Good 4, Weather: Fine, Rail Position: +10m Entire



BRISBANE RACING CLUB

Section	Overall	1600m	1400m	1200m	1000m	800m	600m	400m	200m
Section Times	1:50.43 [9] (0:14.11)	1:36.32 [2] (0:11.61)	1:24.71 [2] (0:11.72)	1:12.99 [2] (0:12.08)	1:00.91 [1] (0:12.13)	0:48.78 [2] (0:11.82)	0:36.96 [2] (0:11.69)	0:25.27 [4] (0:12.06)	0:13.21 [9] (0:13.21)
Average Speed [km/h]	51.8	62.6	61.4	59.9	60.0	61.1	62.0	59.7	54.7
Top Speed [km/h]	62.9	63.0	63.3	60.7	60.9	62.2	62.8	61.5	57.7
Avg. Dist. to Rail [m]	5.9	3.5	2.2	1.9	1.7	0.9	1.5	2.9	3.6
Avg. Stride Freq. [Hz]	2.1	2.2	2.2	2.2	2.2	2.2	2.3	2.2	2.2
Avg. Stride Length [m]	6.7	7.8	7.9	7.7	7.8	7.7	7.6	7.4	7.1



- [ ] Ranking at each section and finish
- .-.- No data available at this section
- NA No data available