

Track Rating: Good 4, Weather: Fine, Rail Position: +6m Entire

Section		Overall	2000m	1800m	1600m	1400m	1200m	1000m	Last 600m				
Field Times		2:16.53 (0:13.40)	2:03.13 (0:11.17)	1:51.96 (0:12.04)	1:39.92 (0:12.64)	1:27.28 (0:13.11)	1:14.17 (0:12.73)	1:01.44 (0:12.50)	0:36.81				
Rank	TAB Horse/Jockey	Barrier	Top Speed [km/h]	Fastest Section									Distance Travelled [m]
1	5 MAJESTIC ANGEL Rikki Jamieson	6	63.4 2000m	0:11.56 2000m	2:16.53 [1] (0:14.15)	2:02.38 [6] (0:11.56)	1:50.82 [6] (0:12.14)	1:38.68 [7] (0:12.71)	1:25.97 [7] (0:12.73)	1:13.24 [7] (0:12.78)	1:00.46 [7] (0:12.10)	0:36.20	
2	1 NOT A SINGLE DRINK Noel Callow	7	64.4 2000m	0:11.42 2000m	2:16.63 [2] (0:14.03)	2:02.60 [5] (0:11.42)	1:51.18 [5] (0:12.13)	1:39.05 [5] (0:12.68)	1:26.37 [6] (0:12.85)	1:13.52 [6] (0:12.71)	1:00.81 [6] (0:12.07)	0:36.69	+0
3	4 LADY MATILDA Nathan Thomas	5	63.4 2000m	0:11.48 2000m	2:17.08 [3] (0:14.28)	2:02.80 [7] (0:11.48)	1:51.32 [7] (0:11.83)	1:39.49 [6] (0:12.60)	1:26.89 [5] (0:12.85)	1:14.04 [5] (0:12.75)	1:01.29 [5] (0:12.05)	0:37.09	-7
4	2 SMELTER Michael Cahill	1	64.2 2000m	0:11.37 2000m	2:17.38 [4] (0:13.78)	2:03.60 [4] (0:11.37)	1:52.23 [4] (0:12.01)	1:40.22 [4] (0:12.58)	1:27.64 [4] (0:12.99)	1:14.65 [4] (0:12.67)	1:01.98 [3] (0:12.19)	0:37.56	-2
5	3 THE MANIPULATOR Melea Castle	2	65.6 2000m	0:11.12 2000m	2:17.46 [5] (0:13.68)	2:03.78 [3] (0:11.12)	1:52.66 [2] (0:12.04)	1:40.62 [2] (0:12.66)	1:27.96 [2] (0:12.98)	1:14.98 [2] (0:12.68)	1:02.30 [2] (0:12.43)	0:37.74	-3
6	6 MISTY GOLD Noriyuki Masuda	3	64.2 2000m	0:11.34 2000m	2:21.09 [6] (0:13.50)	2:07.59 [2] (0:11.34)	1:56.25 [3] (0:12.25)	1:44.00 [3] (0:12.63)	1:31.37 [3] (0:12.97)	1:18.40 [3] (0:12.73)	1:05.67 [4] (0:12.48)	0:40.63	-4
7	7 THAT KISS Shania Willis	4	66.9 Overall	0:11.17 2000m	2:21.91 [7] (0:13.40)	2:08.51 [1] (0:11.17)	1:57.34 [1] (0:12.04)	1:45.30 [1] (0:12.64)	1:32.66 [1] (0:13.11)	1:19.55 [1] (0:12.73)	1:06.82 [1] (0:12.58)	0:41.61	-7

Track Rating: Good 4, Weather: Fine, Rail Position: +6m Entire

Section				800m	600m	400m	200m	Last 600m			
Field Times				0:48.94 (0:12.13)	0:36.81 (0:12.28)	0:24.53 (0:12.37)	0:12.16 (0:12.16)	0:36.81			
Rank	TAB	Horse/Jockey	Barrier	Top Speed [km/h]	Fastest Section	Margin				Distance Travelled [m]	
1	5	<b>MAJESTIC ANGEL</b> Rikki Jamieson	6	63.4 2000m	0:11.56 2000m	0:48.36 [7] (0:12.16)	0:36.20 [6] (0:12.00)	0:24.20 [5] (0:12.04)	0:12.16 [1] (0:12.16)	2:16.53	0:36.20
2	1	<b>NOT A SINGLE DRINK</b> Noel Callow	7	64.4 2000m	0:11.42 2000m	0:48.74 [5] (0:12.05)	0:36.69 [3] (0:12.16)	0:24.53 [3] (0:12.35)	0:12.18 [2] (0:12.18)	0.55L	0:36.69 +0
3	4	<b>LADY MATILDA</b> Nathan Thomas	5	63.4 2000m	0:11.48 2000m	0:49.24 [4] (0:12.15)	0:37.09 [4] (0:12.24)	0:24.85 [4] (0:12.53)	0:12.32 [5] (0:12.32)	3.19L	0:37.09 -7
4	2	<b>SMELTER</b> Michael Cahill	1	64.2 2000m	0:11.37 2000m	0:49.79 [2] (0:12.23)	0:37.56 [2] (0:12.27)	0:25.29 [2] (0:12.51)	0:12.78 [4] (0:12.78)	4.97L	0:37.56 -2
5	3	<b>THE MANIPULATOR</b> Melea Castle	2	65.6 2000m	0:11.12 2000m	0:49.87 [1] (0:12.13)	0:37.74 [1] (0:12.28)	0:25.46 [1] (0:12.56)	0:12.90 [3] (0:12.90)	5.44L	0:37.74 -3
6	6	<b>MISTY GOLD</b> Noriyuki Masuda	3	64.2 2000m	0:11.34 2000m	0:53.19 [6] (0:12.56)	0:40.63 [7] (0:12.86)	0:27.77 [7] (0:13.53)	0:14.24 [6] (0:14.24)	26.8L	0:40.63 -4
7	7	<b>THAT KISS</b> Shania Willis	4	66.9 Overall	0:11.17 2000m	0:54.24 [3] (0:12.63)	0:41.61 [5] (0:13.00)	0:28.61 [6] (0:13.92)	0:14.69 [7] (0:14.69)	31.64L	0:41.61 -7



Horse/Jockey Name	Majestic Angel
Final Rank	1
Fastest Section Time (Section)	0:11.56 (2000m)
Top Speed [km/h] (Section)	63.4 (2000m)
Race State	Finished



### Ipswich QLD Professional

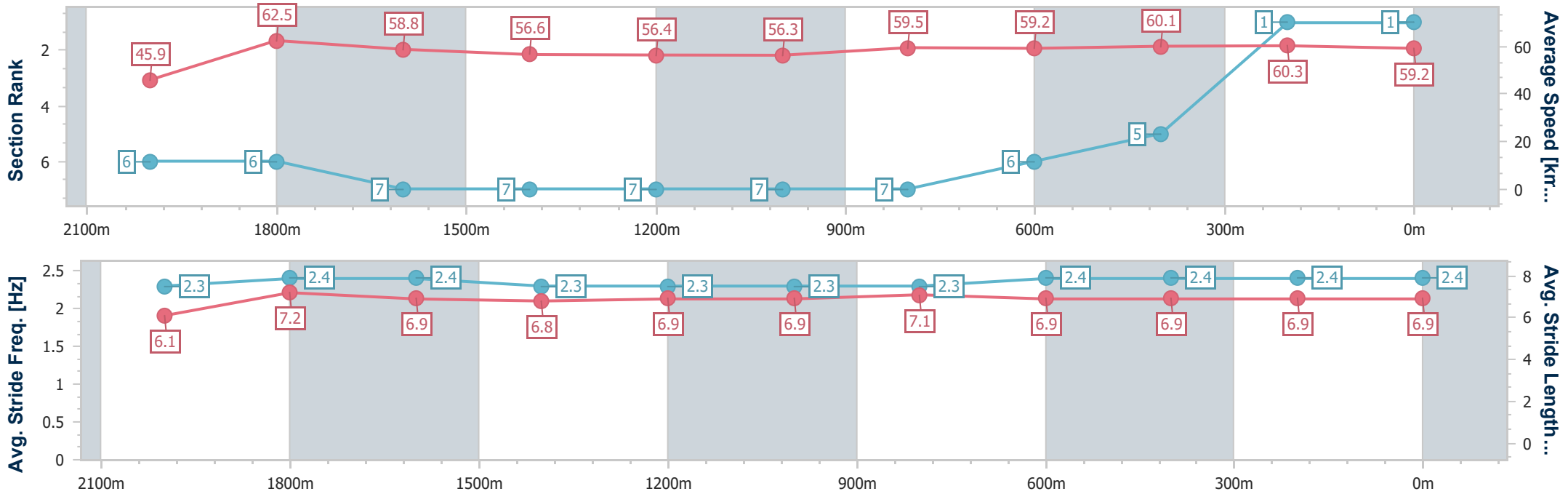
Race 1: TAB Maiden Plate - 2180m

24 October 2024 - 13:45



Track Rating: Good 4, Weather: Fine, Rail Position: +6m Entire

Section	Overall	2000m	1800m	1600m	1400m	1200m	1000m	800m	600m	400m	200m
Section Times	2:16.53 [1] (0:14.15)	2:02.38 [6] (0:11.56)	1:50.82 [6] (0:12.14)	1:38.68 [7] (0:12.71)	1:25.97 [7] (0:12.73)	1:13.24 [7] (0:12.78)	1:00.46 [7] (0:12.10)	0:48.36 [7] (0:12.16)	0:36.20 [6] (0:12.00)	0:24.20 [5] (0:12.04)	0:12.16 [1] (0:12.16)
Average Speed [km/h]	45.9	62.5	58.8	56.6	56.4	56.3	59.5	59.2	60.1	60.3	59.2
Top Speed [km/h]	62.4	63.4	61.4	57.5	57.4	57.6	60.7	61.0	61.0	61.8	60.7
Avg. Dist. to Rail [m]	3.0	0.8	0.6	0.9	0.7	0.7	0.2	0.2	0.5	2.4	4.9
Avg. Stride Freq. [Hz]	2.3	2.4	2.4	2.3	2.3	2.3	2.3	2.4	2.4	2.4	2.4
Avg. Stride Length [m]	6.1	7.2	6.9	6.8	6.9	6.9	7.1	6.9	6.9	6.9	6.9



- [ ] Ranking at each section and finish
- .-.- No data available at this section
- NA No data available



Horse/Jockey Name	Not A Single Drink
Final Rank	2
Fastest Section Time (Section)	0:11.42 (2000m)
Top Speed [km/h] (Section)	64.4 (2000m)
Race State	Finished



### Ipswich QLD Professional

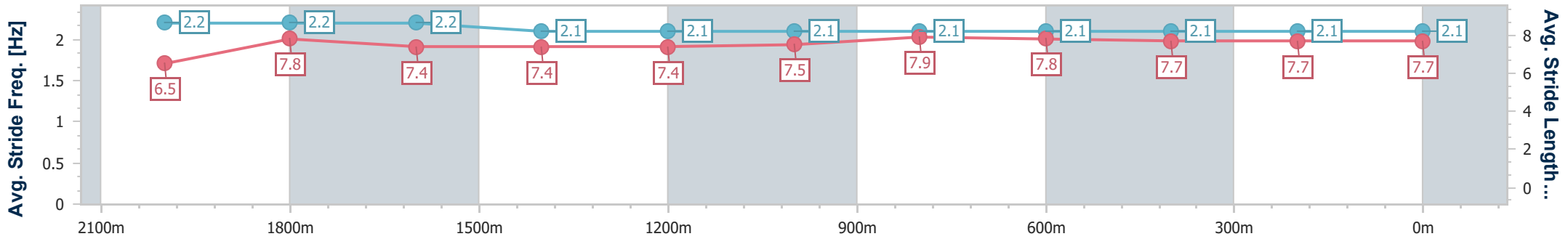
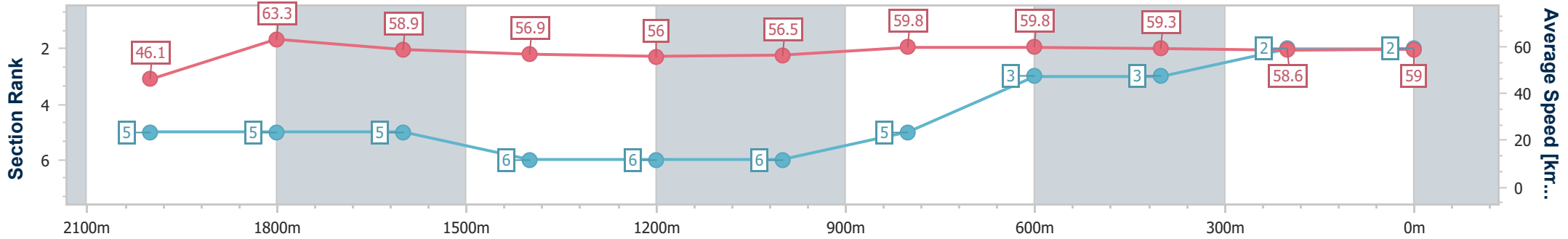
Race 1: TAB Maiden Plate - 2180m

24 October 2024 - 13:45



Track Rating: Good 4, Weather: Fine, Rail Position: +6m Entire

Section	Overall	2000m	1800m	1600m	1400m	1200m	1000m	800m	600m	400m	200m
Section Times	2:16.63 [2] (0:14.03)	2:02.60 [5] (0:11.42)	1:51.18 [5] (0:12.13)	1:39.05 [5] (0:12.68)	1:26.37 [6] (0:12.85)	1:13.52 [6] (0:12.71)	1:00.81 [6] (0:12.07)	0:48.74 [5] (0:12.05)	0:36.69 [3] (0:12.16)	0:24.53 [3] (0:12.35)	0:12.18 [2] (0:12.18)
Average Speed [km/h]	46.1	63.3	58.9	56.9	56.0	56.5	59.8	59.8	59.3	58.6	59.0
Top Speed [km/h]	63.4	64.4	61.3	57.5	57.0	58.1	60.6	60.4	61.3	60.0	59.9
Avg. Dist. to Rail [m]	3.7	0.9	0.6	0.2	0.2	0.5	0.2	0.2	0.5	1.6	3.0
Avg. Stride Freq. [Hz]	2.2	2.2	2.2	2.1	2.1	2.1	2.1	2.1	2.1	2.1	2.1
Avg. Stride Length [m]	6.5	7.8	7.4	7.4	7.4	7.5	7.9	7.8	7.7	7.7	7.7



- [ ] Ranking at each section and finish
- .-.- No data available at this section
- NA No data available



Horse/Jockey Name	Lady Matilda
Final Rank	3
Fastest Section Time (Section)	0:11.48 (2000m)
Top Speed [km/h] (Section)	63.4 (2000m)
Race State	Finished



### Ipswich QLD Professional

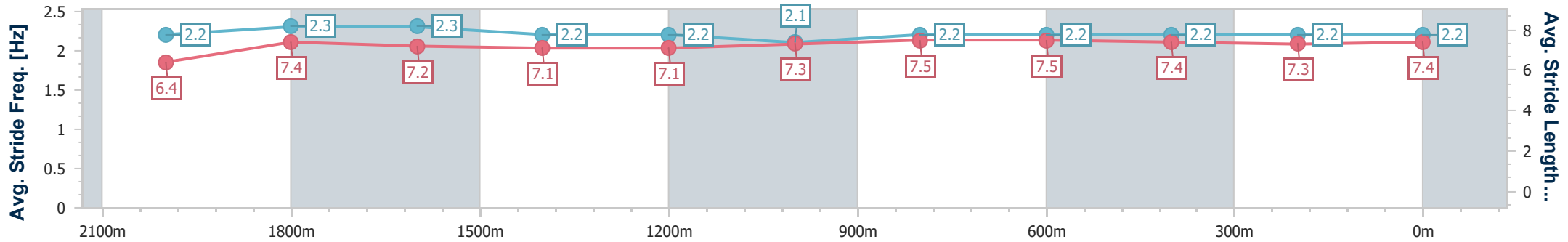
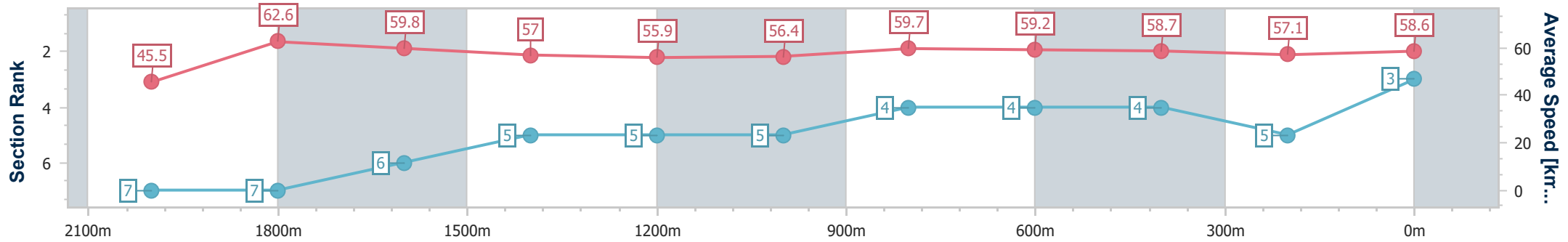
Race 1: TAB Maiden Plate - 2180m

24 October 2024 - 13:45



Track Rating: Good 4, Weather: Fine, Rail Position: +6m Entire

Section	Overall	2000m	1800m	1600m	1400m	1200m	1000m	800m	600m	400m	200m
Section Times	2:17.08 [3] (0:14.28)	2:02.80 [7] (0:11.48)	1:51.32 [7] (0:11.83)	1:39.49 [6] (0:12.60)	1:26.89 [5] (0:12.85)	1:14.04 [5] (0:12.75)	1:01.29 [5] (0:12.05)	0:49.24 [4] (0:12.15)	0:37.09 [4] (0:12.24)	0:24.85 [4] (0:12.53)	0:12.32 [5] (0:12.32)
Average Speed [km/h]	45.5	62.6	59.8	57.0	55.9	56.4	59.7	59.2	58.7	57.1	58.6
Top Speed [km/h]	62.0	63.4	61.7	57.4	56.9	57.8	61.0	59.9	59.9	58.3	58.8
Avg. Dist. to Rail [m]	2.5	2.3	2.4	1.6	0.7	0.5	0.2	0.5	1.0	0.8	2.9
Avg. Stride Freq. [Hz]	2.2	2.3	2.3	2.2	2.2	2.1	2.2	2.2	2.2	2.2	2.2
Avg. Stride Length [m]	6.4	7.4	7.2	7.1	7.1	7.3	7.5	7.5	7.4	7.3	7.4



- [ ] Ranking at each section and finish
- .-.- No data available at this section
- NA No data available



Horse/Jockey Name	Smelter
Final Rank	4
Fastest Section Time (Section)	0:11.37 (2000m)
Top Speed [km/h] (Section)	64.2 (2000m)
Race State	Finished



### Ipswich QLD Professional

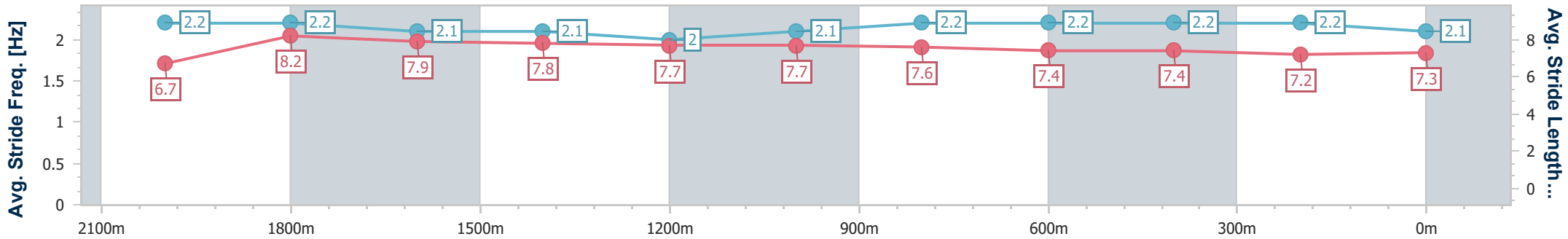
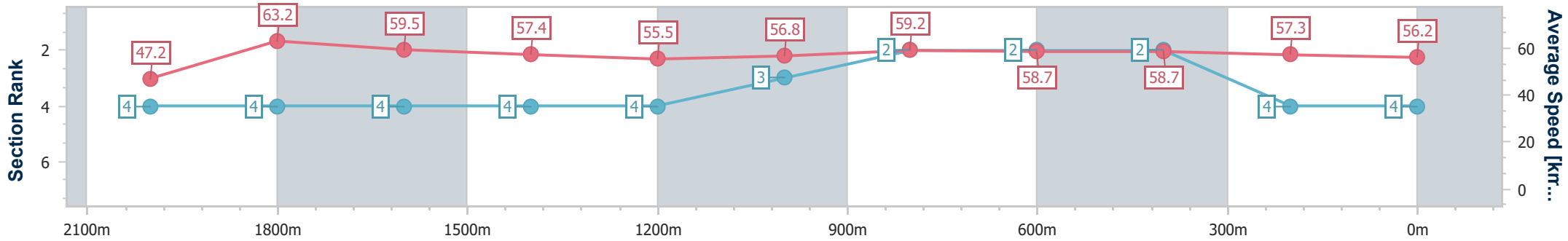
Race 1: TAB Maiden Plate - 2180m

24 October 2024 - 13:45



Track Rating: Good 4, Weather: Fine, Rail Position: +6m Entire

Section	Overall	2000m	1800m	1600m	1400m	1200m	1000m	800m	600m	400m	200m
Section Times	2:17.38 [4] (0:13.78)	2:03.60 [4] (0:11.37)	1:52.23 [4] (0:12.01)	1:40.22 [4] (0:12.58)	1:27.64 [4] (0:12.99)	1:14.65 [4] (0:12.67)	1:01.98 [3] (0:12.19)	0:49.79 [2] (0:12.23)	0:37.56 [2] (0:12.27)	0:25.29 [2] (0:12.51)	0:12.78 [4] (0:12.78)
Average Speed [km/h]	47.2	63.2	59.5	57.4	55.5	56.8	59.2	58.7	58.7	57.3	56.2
Top Speed [km/h]	63.2	64.2	62.8	58.4	56.3	57.8	59.7	59.8	59.9	58.0	57.4
Avg. Dist. to Rail [m]	1.1	2.1	0.8	0.2	0.3	0.2	1.0	0.5	0.8	0.5	0.8
Avg. Stride Freq. [Hz]	2.2	2.2	2.1	2.1	2.0	2.1	2.2	2.2	2.2	2.2	2.1
Avg. Stride Length [m]	6.7	8.2	7.9	7.8	7.7	7.7	7.6	7.4	7.4	7.2	7.3



- [ ] Ranking at each section and finish
- .-.- No data available at this section
- NA No data available



Horse/Jockey Name	The Manipulator
Final Rank	5
Fastest Section Time (Section)	0:11.12 (2000m)
Top Speed [km/h] (Section)	65.6 (2000m)
Race State	Finished



### Ipswich QLD Professional

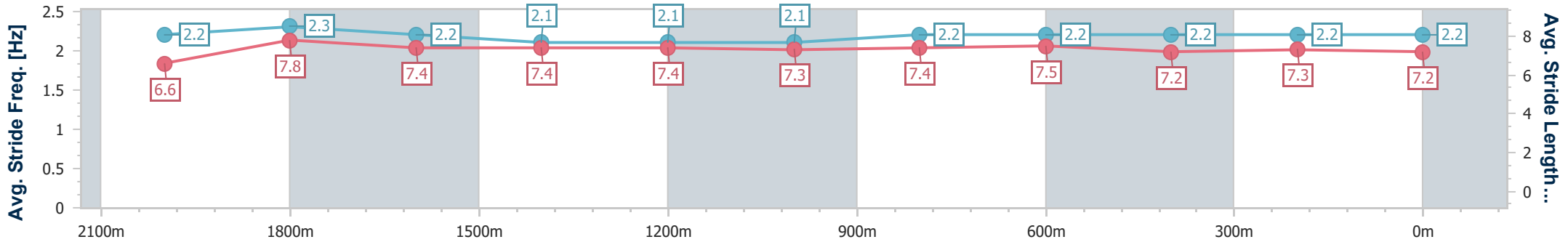
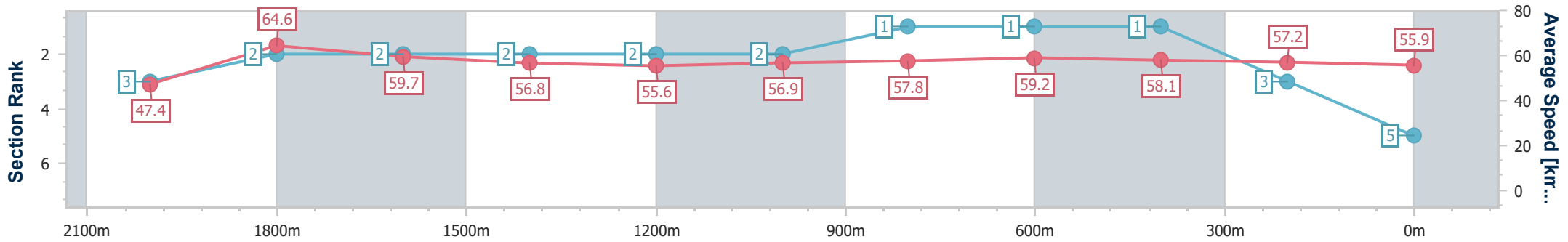
Race 1: TAB Maiden Plate - 2180m

24 October 2024 - 13:45



Track Rating: Good 4, Weather: Fine, Rail Position: +6m Entire

Section	Overall	2000m	1800m	1600m	1400m	1200m	1000m	800m	600m	400m	200m
Section Times	2:17.46 [5] (0:13.68)	2:03.78 [3] (0:11.12)	1:52.66 [2] (0:12.04)	1:40.62 [2] (0:12.66)	1:27.96 [2] (0:12.98)	1:14.98 [2] (0:12.68)	1:02.30 [2] (0:12.43)	0:49.87 [1] (0:12.13)	0:37.74 [1] (0:12.28)	0:25.46 [1] (0:12.56)	0:12.90 [3] (0:12.90)
Average Speed [km/h]	47.4	64.6	59.7	56.8	55.6	56.9	57.8	59.2	58.1	57.2	55.9
Top Speed [km/h]	64.5	65.6	63.6	57.9	55.9	57.7	58.9	59.7	59.8	57.2	56.9
Avg. Dist. to Rail [m]	1.1	0.7	0.4	0.3	0.1	0.2	0.1	1.2	1.6	1.3	1.7
Avg. Stride Freq. [Hz]	2.2	2.3	2.2	2.1	2.1	2.1	2.2	2.2	2.2	2.2	2.2
Avg. Stride Length [m]	6.6	7.8	7.4	7.4	7.4	7.3	7.4	7.5	7.2	7.3	7.2



- [ ] Ranking at each section and finish
- .-.- No data available at this section
- NA No data available



Horse/Jockey Name	Misty Gold
Final Rank	6
Fastest Section Time (Section)	0:11.34 (2000m)
Top Speed [km/h] (Section)	64.2 (2000m)
Race State	Finished



### Ipswich QLD Professional

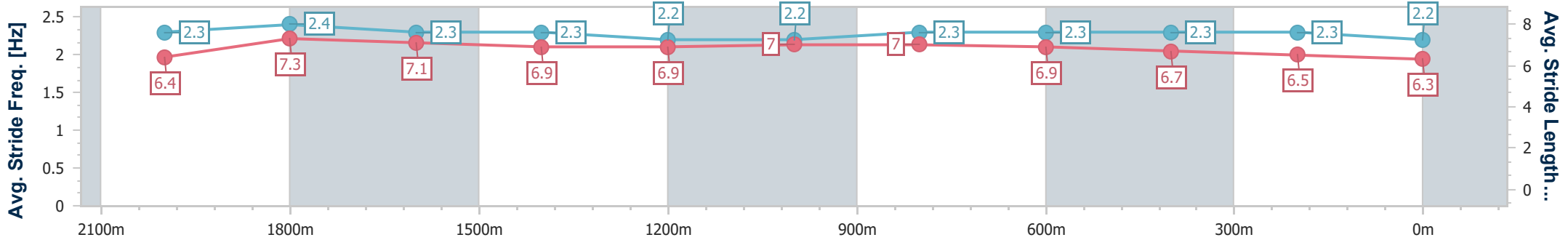
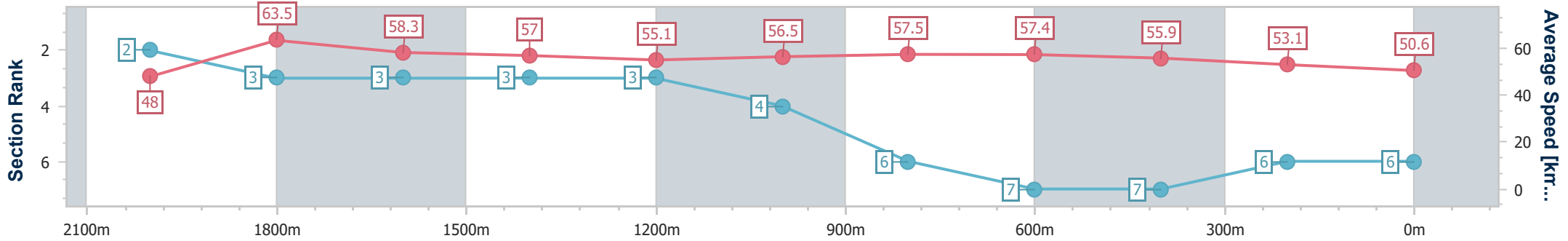
Race 1: TAB Maiden Plate - 2180m

24 October 2024 - 13:45



Track Rating: Good 4, Weather: Fine, Rail Position: +6m Entire

Section	Overall	2000m	1800m	1600m	1400m	1200m	1000m	800m	600m	400m	200m
Section Times	2:21.09 [6] (0:13.50)	2:07.59 [2] (0:11.34)	1:56.25 [3] (0:12.25)	1:44.00 [3] (0:12.63)	1:31.37 [3] (0:12.97)	1:18.40 [3] (0:12.73)	1:05.67 [4] (0:12.48)	0:53.19 [6] (0:12.56)	0:40.63 [7] (0:12.86)	0:27.77 [7] (0:13.53)	0:14.24 [6] (0:14.24)
Average Speed [km/h]	48.0	63.5	58.3	57.0	55.1	56.5	57.5	57.4	55.9	53.1	50.6
Top Speed [km/h]	63.2	64.2	62.5	58.3	55.9	57.6	58.1	57.8	57.7	54.4	52.3
Avg. Dist. to Rail [m]	1.5	1.0	0.9	1.2	1.2	0.7	0.3	0.6	0.2	1.1	1.1
Avg. Stride Freq. [Hz]	2.3	2.4	2.3	2.3	2.2	2.2	2.3	2.3	2.3	2.3	2.2
Avg. Stride Length [m]	6.4	7.3	7.1	6.9	6.9	7.0	7.0	6.9	6.7	6.5	6.3



- [ ] Ranking at each section and finish
- .-.- No data available at this section
- NA No data available





Horse/Jockey Name	That Kiss
Final Rank	7
Fastest Section Time (Section)	0:11.17 (2000m)
Top Speed [km/h] (Section)	66.9 (Overall)
Race State	Finished



### Ipswich QLD Professional

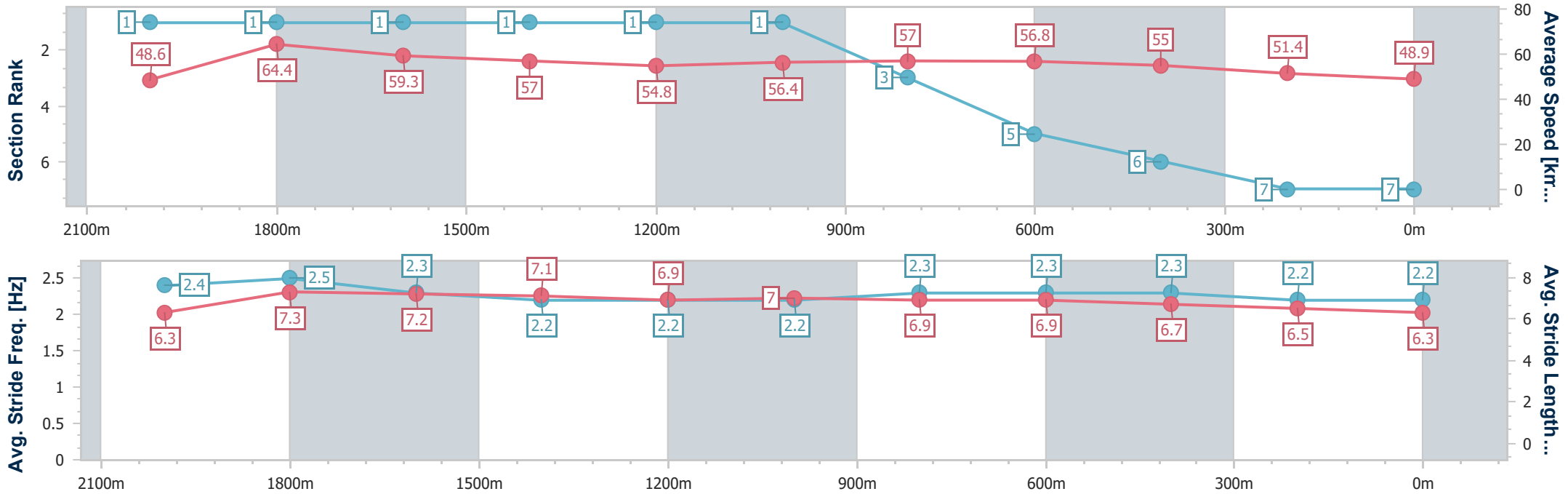
Race 1: TAB Maiden Plate - 2180m

24 October 2024 - 13:45



Track Rating: Good 4, Weather: Fine, Rail Position: +6m Entire

Section	Overall	2000m	1800m	1600m	1400m	1200m	1000m	800m	600m	400m	200m
Section Times	2:21.91 [7] (0:13.40)	2:08.51 [1] (0:11.17)	1:57.34 [1] (0:12.04)	1:45.30 [1] (0:12.64)	1:32.66 [1] (0:13.11)	1:19.55 [1] (0:12.73)	1:06.82 [1] (0:12.58)	0:54.24 [3] (0:12.63)	0:41.61 [5] (0:13.00)	0:28.61 [6] (0:13.92)	0:14.69 [7] (0:14.69)
Average Speed [km/h]	48.6	64.4	59.3	57.0	54.8	56.4	57.0	56.8	55.0	51.4	48.9
Top Speed [km/h]	66.9	66.7	62.9	58.0	55.8	57.0	57.7	57.6	57.1	53.9	50.3
Avg. Dist. to Rail [m]	2.0	2.4	1.2	0.2	0.4	0.8	0.7	1.2	1.7	1.9	1.9
Avg. Stride Freq. [Hz]	2.4	2.5	2.3	2.2	2.2	2.2	2.3	2.3	2.3	2.2	2.2
Avg. Stride Length [m]	6.3	7.3	7.2	7.1	6.9	7.0	6.9	6.9	6.7	6.5	6.3



- [ ] Ranking at each section and finish
- .-.- No data available at this section
- NA No data available