



Ipswich QLD Professional

Race 4: BARRIER REEF POOLS Maiden Handicap - 1200m

24 October 2024 - 15:40



Track Rating: Good 3, Weather: Overcast, Rail Position: +6m Entire

Section													Last 600m	
Field Times		Overall	1000m	800m	600m	400m	200m						0:35.67	
		1:11.08 (0:14.02)	0:57.06 (0:10.54)	0:46.52 (0:10.85)	0:35.67 (0:11.63)	0:24.04 (0:11.97)	0:12.07 (0:12.07)							
Rank	TAB	Horse/Jockey	Barrier	Top Speed [km/h]	Fastest Section							Margin	Distance Travelled [m]	
1	2	PEACEFUL PRINCE	2	70.9	0:10.81	1:11.08 [1]	0:56.53 [8]	0:45.72 [6]	0:34.74 [6]	0:23.43 [6]	0:11.89 [3]	1:11.08	0:34.74	
		Noel Callow		Overall	1000m	(0:14.55)	(0:10.81)	(0:10.98)	(0:11.31)	(0:11.54)	(0:11.89)			
2	17	CHEMIOSMOSIS	1	68.5	0:10.70	1:11.40 [2]	0:57.16 [5]	0:46.46 [5]	0:35.53 [4]	0:23.89 [5]	0:12.09 [5]	1.92L	0:35.53	-1
		Rob Thorburn		800m	1000m	(0:14.24)	(0:10.70)	(0:10.93)	(0:11.64)	(0:11.80)	(0:12.09)			
3	12	TOTALLY UNDERRATED	8	70.2	0:10.46	1:11.41 [3]	0:57.31 [3]	0:46.85 [1]	0:36.00 [1]	0:24.37 [1]	0:12.40 [1]	1.95L	0:36.00	+2
		Martin Harley		1000m	1000m	(0:14.10)	(0:10.46)	(0:10.85)	(0:11.63)	(0:11.97)	(0:12.40)			
4	13	UCELLE	7	66.7	0:10.97	1:11.47 [4]	0:56.99 [6]	0:46.02 [7]	0:35.02 [7]	0:23.71 [7]	0:12.10 [7]	2.29L	0:35.02	+1
		Jake Bayliss		1000m	1000m	(0:14.48)	(0:10.97)	(0:11.00)	(0:11.31)	(0:11.61)	(0:12.10)			
5	15	FIREUPZOUS	11	66.0	0:11.07	1:11.60 [5]	0:56.77 [11]	0:45.70 [11]	0:34.58 [11]	0:23.42 [11]	0:11.87 [9]	3.09L	0:34.58	+2
		Mark Du Plessis		1000m	1000m	(0:14.83)	(0:11.07)	(0:11.12)	(0:11.16)	(0:11.55)	(0:11.87)			
6	11	CHERRY POP	3	67.9	0:10.61	1:11.65 [6]	0:57.63 [1]	0:47.02 [2]	0:36.10 [3]	0:24.41 [3]	0:12.43 [4]	3.38L	0:36.10	-2
		Micheal Hellyer		1000m	1000m	(0:14.02)	(0:10.61)	(0:10.92)	(0:11.69)	(0:11.98)	(0:12.43)			
7	3	TOWERS HILL	5	68.1	0:10.75	1:11.80 [7]	0:57.68 [4]	0:46.93 [4]	0:35.92 [5]	0:24.34 [4]	0:12.44 [6]	4.24L	0:35.92	+3
		Angela Jones		1000m	1000m	(0:14.12)	(0:10.75)	(0:11.01)	(0:11.58)	(0:11.90)	(0:12.44)			
8	8	MERRON MOLLY	10	65.8	0:11.02	1:11.83 [8]	0:57.08 [10]	0:45.97 [10]	0:34.95 [10]	0:23.80 [9]	0:12.19 [8]	4.43L	0:34.95	-3
		Wanderson D'Avila		1000m	800m	(0:14.75)	(0:11.11)	(0:11.02)	(0:11.15)	(0:11.61)	(0:12.19)			
9	9	REEMYA	4	68.2	0:10.62	1:11.84 [9]	0:57.81 [2]	0:47.19 [3]	0:36.30 [2]	0:24.79 [2]	0:12.77 [2]	4.49L	0:36.30	+0
		Cejay Graham		1000m	1000m	(0:14.03)	(0:10.62)	(0:10.89)	(0:11.51)	(0:12.02)	(0:12.77)			
10	7	ZONTO WILBERFORCE	9	65.4	0:11.11	1:12.21 [10]	0:57.70 [7]	0:46.51 [9]	0:35.40 [9]	0:24.17 [10]	0:12.39 [11]	6.63L	0:35.40	+1
		Justin Stanley		Overall	800m	(0:14.51)	(0:11.19)	(0:11.11)	(0:11.23)	(0:11.78)	(0:12.39)			

Scratched: Meanasenko (#18), Double Glazed (#4), Before The Thunder (#1), Soul Pursuit (#14), Trapeze Alert (#10), Grey Impact (#5), Jacks And Soda (#6)

[] Ranking at each section and finish
 -:-:- No data available at this section
 NA No data available

SCN Saddle cloth number
 DNF Did not finish
 DNT Did not track



Ipswich QLD Professional

Race 4: BARRIER REEF POOLS Maiden Handicap - 1200m

24 October 2024 - 15:40



Track Rating: Good 3, Weather: Overcast, Rail Position: +6m Entire

Section	Overall	1000m	800m	600m	400m	200m	Last 600m
Field Times	1:11.08 (0:14.02)	0:57.06 (0:10.54)	0:46.52 (0:10.85)	0:35.67 (0:11.63)	0:24.04 (0:11.97)	0:12.07 (0:12.07)	0:35.67

Rank	TAB	Horse/Jockey	Barrier	Top Speed [km/h]	Fastest Section	Margin	Distance Travelled [m]
11	16	HYDROS Samantha Collett	6	67.1 1000m	0:10.88 1000m (0:14.60)	7.86L	-2
					1:12.41 [11] (0:14.60)		
					0:57.81 [9] (0:10.88)		
					0:46.93 [8] (0:11.08)		
					0:35.85 [8] (0:11.21)		
					0:24.64 [8] (0:12.04)		
					0:12.60 [10] (0:12.60)		

Scratched: Meanasenko (#18), Double Glazed (#4), Before The Thunder (#1), Soul Pursuit (#14), Trapeze Alert (#10), Grey Impact (#5), Jacks And Soda (#6)

[] Ranking at each section and finish
 -:-:- No data available at this section
 NA No data available

SCN Saddle cloth number
 DNF Did not finish
 DNT Did not track



Horse/Jockey Name	Peaceful Prince
Final Rank	1
Fastest Section Time (Section)	0:10.81 (1000m)
Top Speed [km/h] (Section)	70.9 (Overall)
Race State	Finished



Ipswich QLD Professional

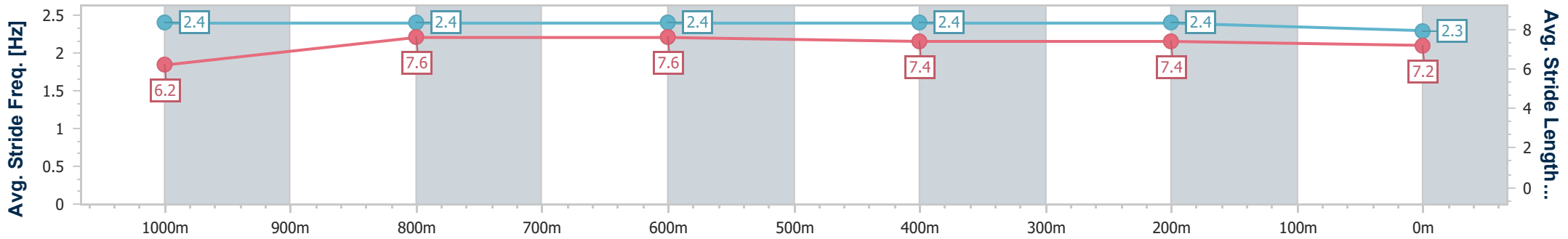
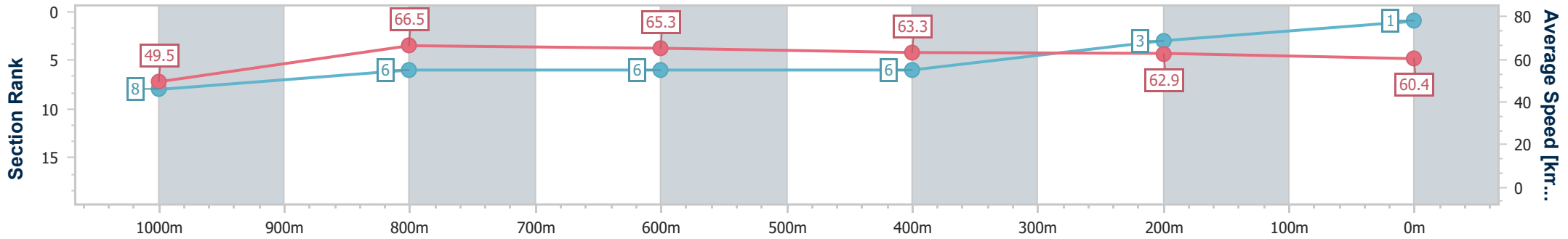
Race 4: BARRIER REEF POOLS Maiden Handicap - 1200m

24 October 2024 - 15:40



Track Rating: Good 3, Weather: Overcast, Rail Position: +6m Entire

Section	Overall	1000m	800m	600m	400m	200m
Section Times	1:11.08 [1] (0:14.55)	0:56.53 [8] (0:10.81)	0:45.72 [6] (0:10.98)	0:34.74 [6] (0:11.31)	0:23.43 [6] (0:11.54)	0:11.89 [3] (0:11.89)
Average Speed [km/h]	49.5	66.5	65.3	63.3	62.9	60.4
Top Speed [km/h]	70.9	68.3	66.4	64.7	63.7	62.8
Avg. Dist. to Rail [m]	5.0	0.7	1.6	1.4	2.8	6.2
Avg. Stride Freq. [Hz]	2.4	2.4	2.4	2.4	2.4	2.3
Avg. Stride Length [m]	6.2	7.6	7.6	7.4	7.4	7.2



- [] Ranking at each section and finish
- .-.- No data available at this section
- NA No data available



Horse/Jockey Name	Chemiosmosis
Final Rank	2
Fastest Section Time (Section)	0:10.70 (1000m)
Top Speed [km/h] (Section)	68.5 (800m)
Race State	Finished



Ipswich QLD Professional

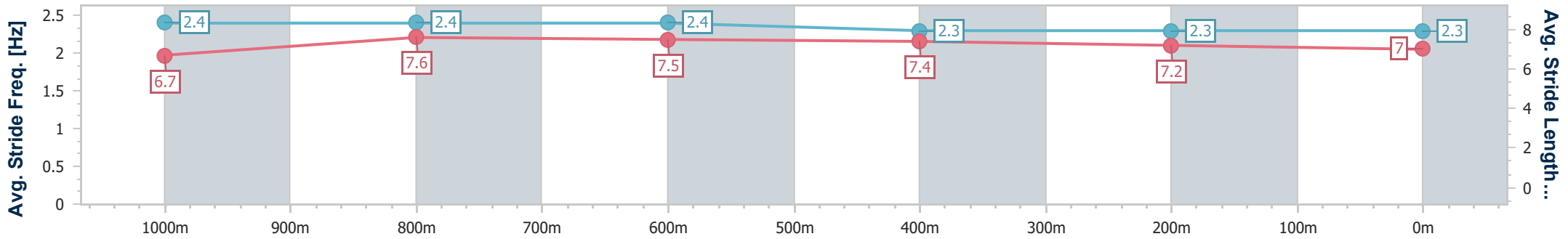
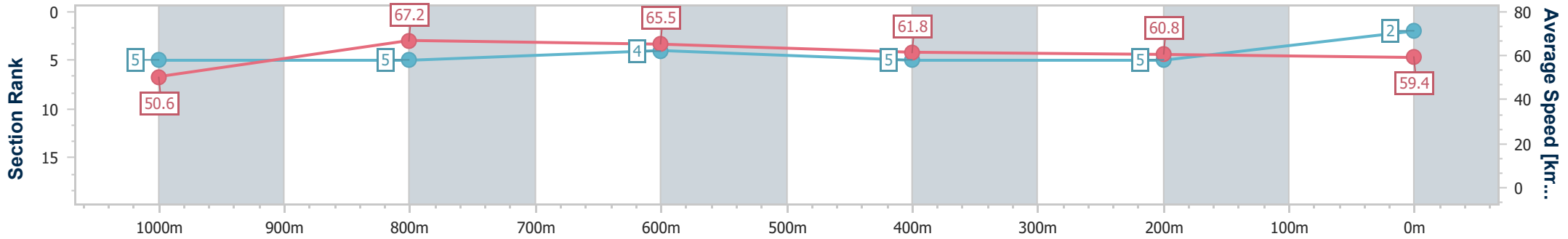
Race 4: BARRIER REEF POOLS Maiden Handicap - 1200m

24 October 2024 - 15:40



Track Rating: Good 3, Weather: Overcast, Rail Position: +6m Entire

Section	Overall	1000m	800m	600m	400m	200m
Section Times	1:11.40 [2] (0:14.24)	0:57.16 [5] (0:10.70)	0:46.46 [5] (0:10.93)	0:35.53 [4] (0:11.64)	0:23.89 [5] (0:11.80)	0:12.09 [5]
Average Speed [km/h]	50.6	67.2	65.5	61.8	60.8	59.4
Top Speed [km/h]	66.9	68.3	68.5	63.9	62.2	61.6
Avg. Dist. to Rail [m]	0.8	1.0	1.2	0.9	1.0	0.9
Avg. Stride Freq. [Hz]	2.4	2.4	2.4	2.3	2.3	2.3
Avg. Stride Length [m]	6.7	7.6	7.5	7.4	7.2	7.0



- [] Ranking at each section and finish
- .-.- No data available at this section
- NA No data available



Horse/Jockey Name	Totally Underrated
Final Rank	3
Fastest Section Time (Section)	0:10.46 (1000m)
Top Speed [km/h] (Section)	70.2 (1000m)
Race State	Finished



Ipswich QLD Professional

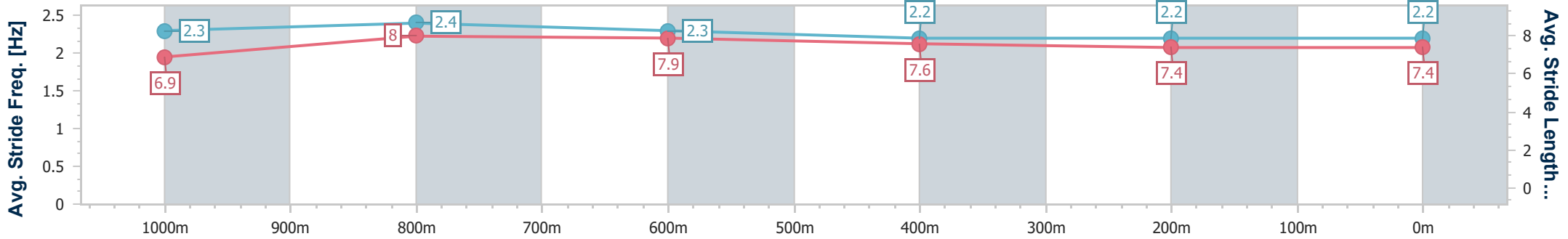
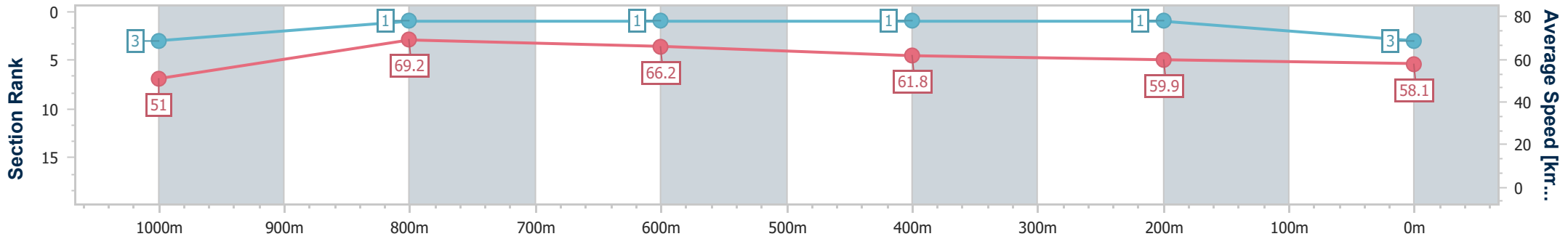
Race 4: BARRIER REEF POOLS Maiden Handicap - 1200m

24 October 2024 - 15:40



Track Rating: Good 3, Weather: Overcast, Rail Position: +6m Entire

Section	Overall	1000m	800m	600m	400m	200m
Section Times	1:11.41 [3] (0:14.10)	0:57.31 [3] (0:10.46)	0:46.85 [1] (0:10.85)	0:36.00 [1] (0:11.63)	0:24.37 [1] (0:11.97)	0:12.40 [1] (0:12.40)
Average Speed [km/h]	51.0	69.2	66.2	61.8	59.9	58.1
Top Speed [km/h]	67.9	70.2	69.2	63.4	61.1	60.7
Avg. Dist. to Rail [m]	5.4	1.9	0.7	1.3	0.7	3.0
Avg. Stride Freq. [Hz]	2.3	2.4	2.3	2.2	2.2	2.2
Avg. Stride Length [m]	6.9	8.0	7.9	7.6	7.4	7.4



- [] Ranking at each section and finish
- .-.- No data available at this section
- NA No data available



Horse/Jockey Name	Ucelle
Final Rank	4
Fastest Section Time (Section)	0:10.97 (1000m)
Top Speed [km/h] (Section)	66.7 (1000m)
Race State	Finished



Ipswich QLD Professional

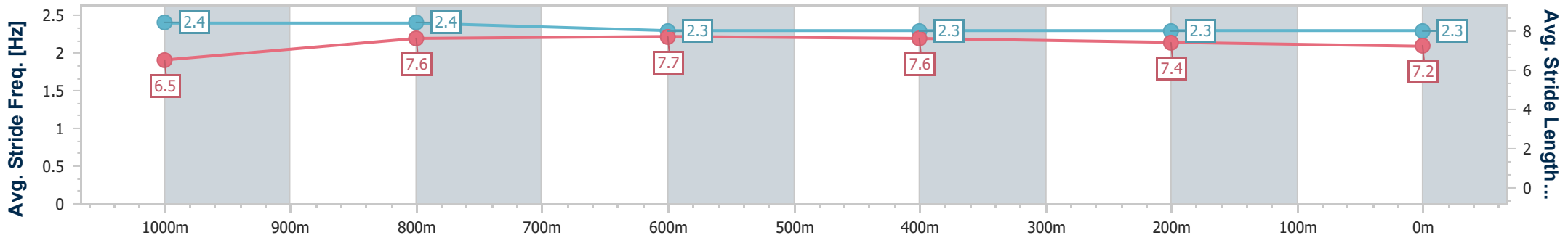
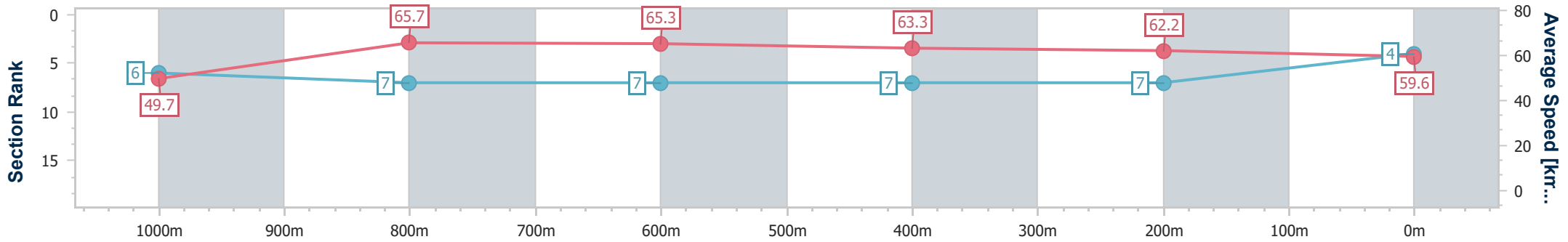
Race 4: BARRIER REEF POOLS Maiden Handicap - 1200m

24 October 2024 - 15:40



Track Rating: Good 3, Weather: Overcast, Rail Position: +6m Entire

Section	Overall	1000m	800m	600m	400m	200m
Section Times	1:11.47 [4] (0:14.48)	0:56.99 [6] (0:10.97)	0:46.02 [7] (0:11.00)	0:35.02 [7] (0:11.31)	0:23.71 [7] (0:11.61)	0:12.10 [7] (0:12.10)
Average Speed [km/h]	49.7	65.7	65.3	63.3	62.2	59.6
Top Speed [km/h]	65.4	66.7	65.7	63.7	62.8	62.2
Avg. Dist. to Rail [m]	4.1	0.4	1.1	1.2	2.6	7.3
Avg. Stride Freq. [Hz]	2.4	2.4	2.3	2.3	2.3	2.3
Avg. Stride Length [m]	6.5	7.6	7.7	7.6	7.4	7.2



- [] Ranking at each section and finish
- .-.- No data available at this section
- NA No data available



Horse/Jockey Name	Fireupzous
Final Rank	5
Fastest Section Time (Section)	0:11.07 (1000m)
Top Speed [km/h] (Section)	66.0 (1000m)
Race State	Finished



Ipswich QLD Professional

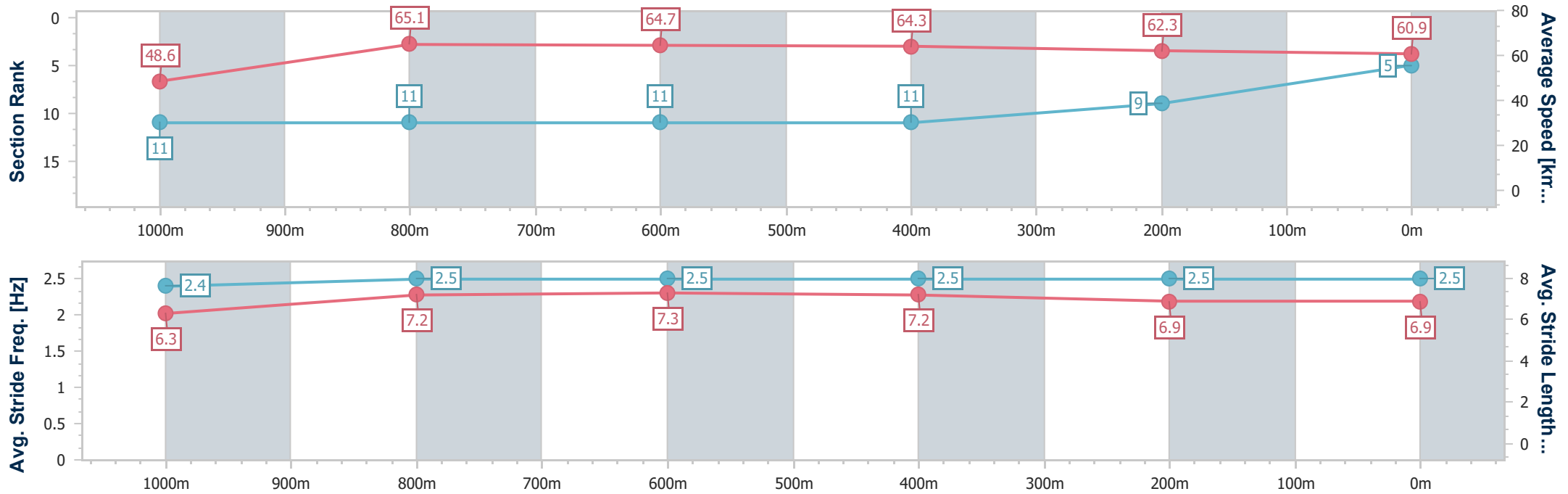
Race 4: BARRIER REEF POOLS Maiden Handicap - 1200m

24 October 2024 - 15:40



Track Rating: Good 3, Weather: Overcast, Rail Position: +6m Entire

Section	Overall	1000m	800m	600m	400m	200m
Section Times	1:11.60 [5] (0:14.83)	0:56.77 [11] (0:11.07)	0:45.70 [11] (0:11.12)	0:34.58 [11] (0:11.16)	0:23.42 [11] (0:11.55)	0:11.87 [9] (0:11.87)
Average Speed [km/h]	48.6	65.1	64.7	64.3	62.3	60.9
Top Speed [km/h]	64.8	66.0	65.6	65.1	64.0	62.5
Avg. Dist. to Rail [m]	7.7	0.8	1.0	0.9	2.1	7.9
Avg. Stride Freq. [Hz]	2.4	2.5	2.5	2.5	2.5	2.5
Avg. Stride Length [m]	6.3	7.2	7.3	7.2	6.9	6.9



- [] Ranking at each section and finish
- .-.- No data available at this section
- NA No data available



Horse/Jockey Name	Cherry Pop
Final Rank	6
Fastest Section Time (Section)	0:10.61 (1000m)
Top Speed [km/h] (Section)	67.9 (1000m)
Race State	Finished



Ipswich QLD Professional

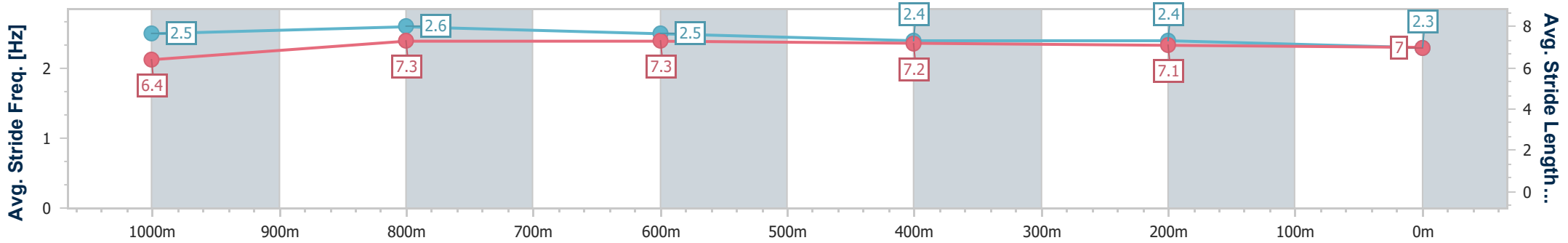
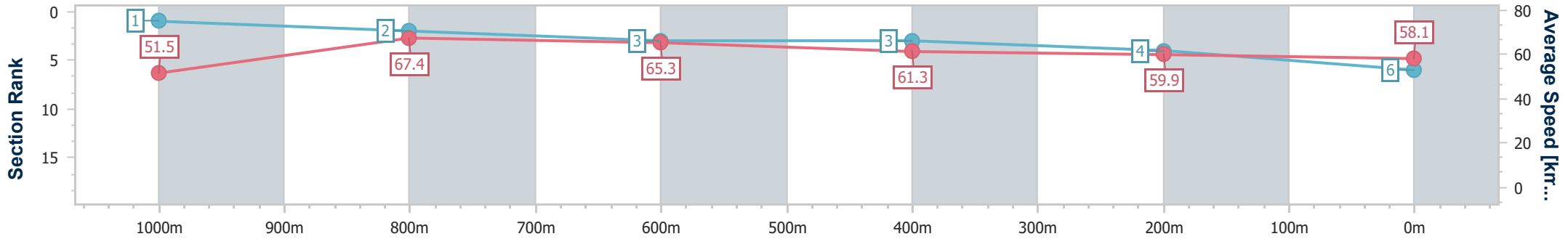
Race 4: BARRIER REEF POOLS Maiden Handicap - 1200m

24 October 2024 - 15:40



Track Rating: Good 3, Weather: Overcast, Rail Position: +6m Entire

Section	Overall	1000m	800m	600m	400m	200m
Section Times	1:11.65 [6] (0:14.02)	0:57.63 [1] (0:10.61)	0:47.02 [2] (0:10.92)	0:36.10 [3] (0:11.69)	0:24.41 [3] (0:11.98)	0:12.43 [4]
Average Speed [km/h]	51.5	67.4	65.3	61.3	59.9	58.1
Top Speed [km/h]	67.3	67.9	67.6	63.2	60.6	59.4
Avg. Dist. to Rail [m]	1.9	1.6	2.3	1.8	1.7	4.9
Avg. Stride Freq. [Hz]	2.5	2.6	2.5	2.4	2.4	2.3
Avg. Stride Length [m]	6.4	7.3	7.3	7.2	7.1	7.0



- [] Ranking at each section and finish
- .-.- No data available at this section
- NA No data available



Horse/Jockey Name	Towers Hill
Final Rank	7
Fastest Section Time (Section)	0:10.75 (1000m)
Top Speed [km/h] (Section)	68.1 (1000m)
Race State	Finished



Ipswich QLD Professional

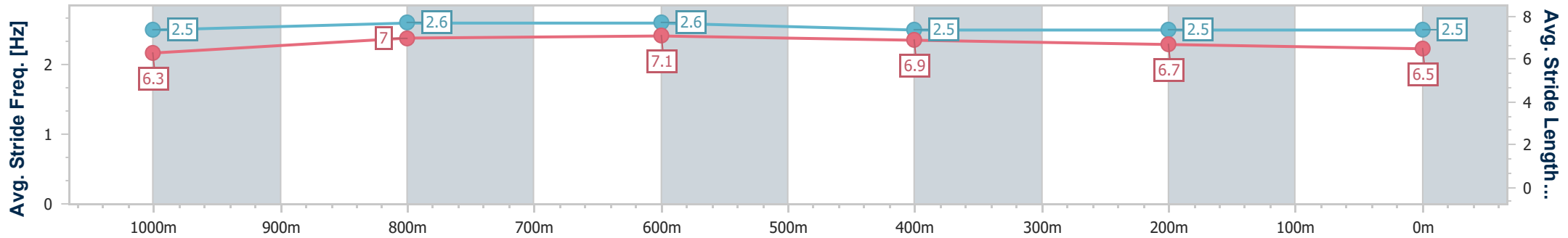
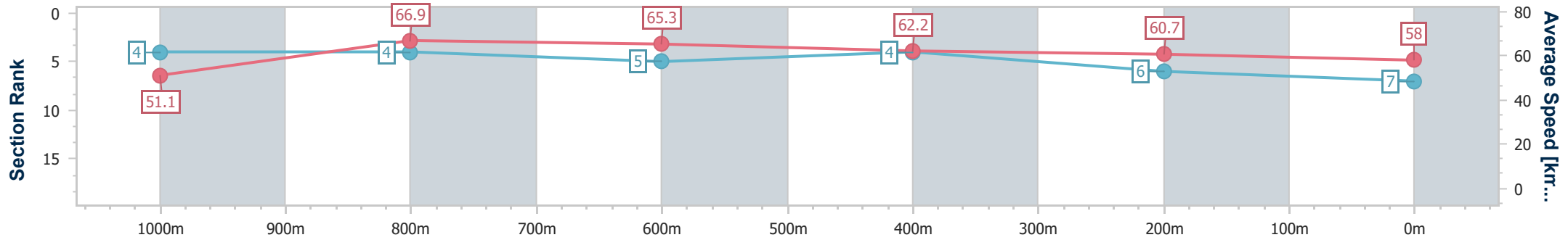
Race 4: BARRIER REEF POOLS Maiden Handicap - 1200m

24 October 2024 - 15:40



Track Rating: Good 3, Weather: Overcast, Rail Position: +6m Entire

Section	Overall	1000m	800m	600m	400m	200m
Section Times	1:11.80 [7] (0:14.12)	0:57.68 [4] (0:10.75)	0:46.93 [4] (0:11.01)	0:35.92 [5] (0:11.58)	0:24.34 [4] (0:11.90)	0:12.44 [6] (0:12.44)
Average Speed [km/h]	51.1	66.9	65.3	62.2	60.7	58.0
Top Speed [km/h]	67.7	68.1	68.1	63.7	61.7	58.8
Avg. Dist. to Rail [m]	3.0	0.6	0.1	0.3	2.1	6.3
Avg. Stride Freq. [Hz]	2.5	2.6	2.6	2.5	2.5	2.5
Avg. Stride Length [m]	6.3	7.0	7.1	6.9	6.7	6.5



- [] Ranking at each section and finish
- .-.- No data available at this section
- NA No data available



Horse/Jockey Name	Merron Molly
Final Rank	8
Fastest Section Time (Section)	0:11.02 (800m)
Top Speed [km/h] (Section)	65.8 (1000m)
Race State	Finished



Ipswich QLD Professional

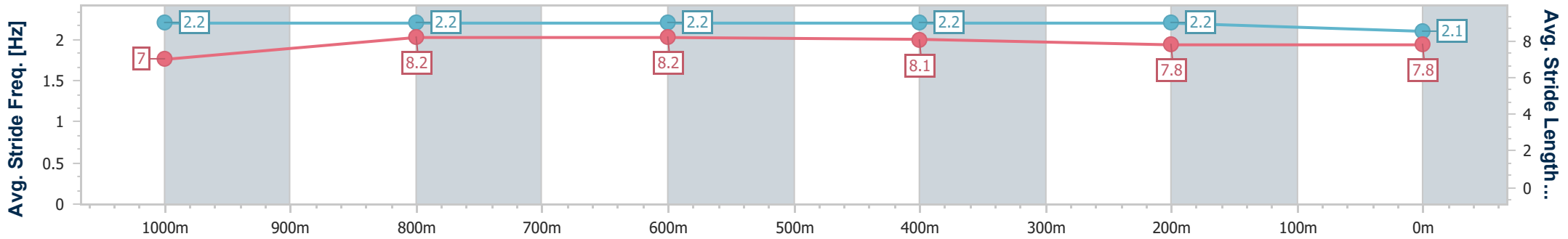
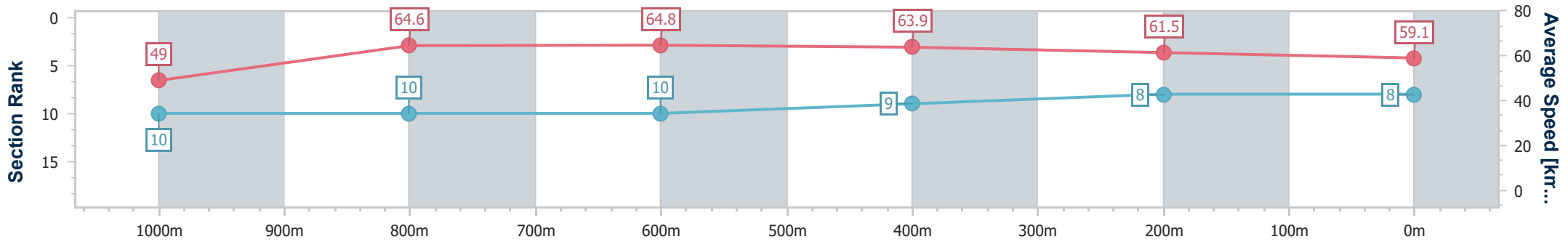
Race 4: BARRIER REEF POOLS Maiden Handicap - 1200m

24 October 2024 - 15:40



Track Rating: Good 3, Weather: Overcast, Rail Position: +6m Entire

Section	Overall	1000m	800m	600m	400m	200m
Section Times	1:11.83 [8] (0:14.75)	0:57.08 [10] (0:11.11)	0:45.97 [10] (0:11.02)	0:34.95 [10] (0:11.15)	0:23.80 [9] (0:11.61)	0:12.19 [8] (0:12.19)
Average Speed [km/h]	49.0	64.6	64.8	63.9	61.5	59.1
Top Speed [km/h]	65.3	65.8	65.4	64.4	63.1	60.6
Avg. Dist. to Rail [m]	5.7	0.7	2.0	2.4	2.0	0.8
Avg. Stride Freq. [Hz]	2.2	2.2	2.2	2.2	2.2	2.1
Avg. Stride Length [m]	7.0	8.2	8.2	8.1	7.8	7.8



- [] Ranking at each section and finish
- .-.- No data available at this section
- NA No data available



Horse/Jockey Name	Reemyya
Final Rank	9
Fastest Section Time (Section)	0:10.62 (1000m)
Top Speed [km/h] (Section)	68.2 (1000m)
Race State	Finished



Ipswich QLD Professional

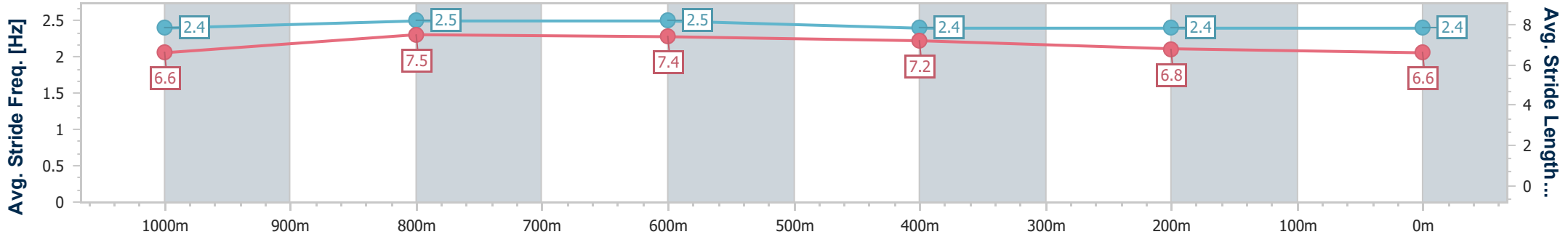
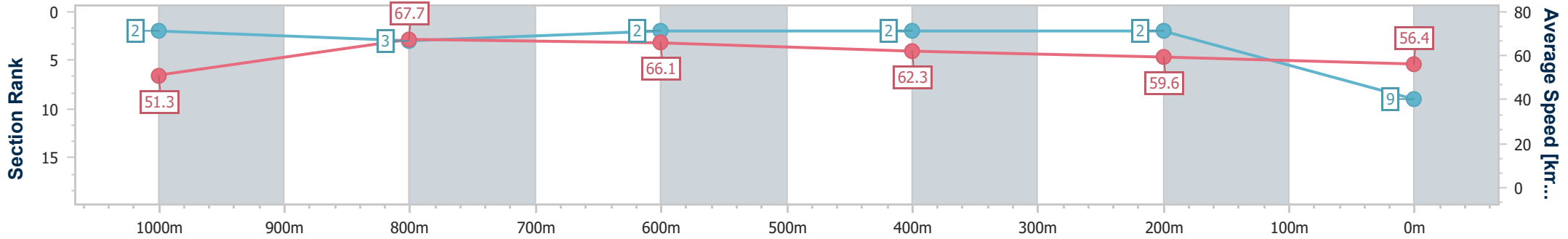
Race 4: BARRIER REEF POOLS Maiden Handicap - 1200m

24 October 2024 - 15:40



Track Rating: Good 3, Weather: Overcast, Rail Position: +6m Entire

Section	Overall	1000m	800m	600m	400m	200m
Section Times	1:11.84 [9] (0:14.03)	0:57.81 [2] (0:10.62)	0:47.19 [3] (0:10.89)	0:36.30 [2] (0:11.51)	0:24.79 [2] (0:12.02)	0:12.77 [2] (0:12.77)
Average Speed [km/h]	51.3	67.7	66.1	62.3	59.6	56.4
Top Speed [km/h]	67.2	68.2	67.3	65.2	61.4	58.8
Avg. Dist. to Rail [m]	2.9	0.2	0.5	0.7	1.4	3.4
Avg. Stride Freq. [Hz]	2.4	2.5	2.5	2.4	2.4	2.4
Avg. Stride Length [m]	6.6	7.5	7.4	7.2	6.8	6.6



- [] Ranking at each section and finish
- .-.- No data available at this section
- NA No data available



Horse/Jockey Name	Zonto Wilberforce
Final Rank	10
Fastest Section Time (Section)	0:11.11 (800m)
Top Speed [km/h] (Section)	65.4 (Overall)
Race State	Finished



Ipswich QLD Professional

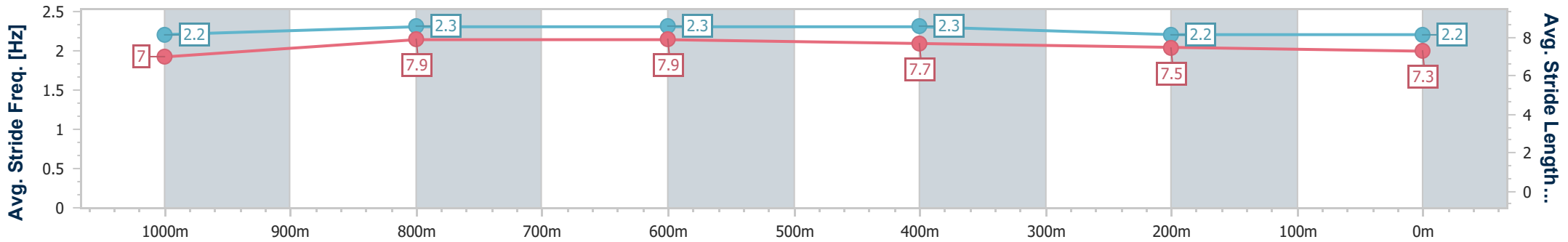
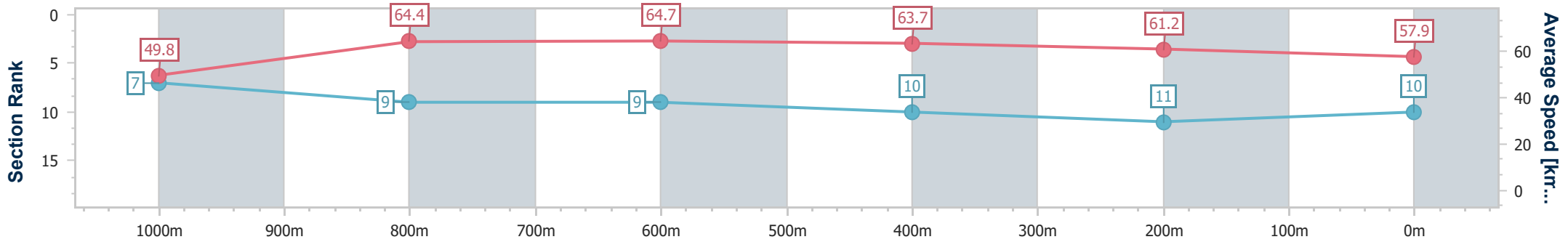
Race 4: BARRIER REEF POOLS Maiden Handicap - 1200m

24 October 2024 - 15:40



Track Rating: Good 3, Weather: Overcast, Rail Position: +6m Entire

Section	Overall	1000m	800m	600m	400m	200m
Section Times	1:12.21 [10] (0:14.51)	0:57.70 [7] (0:11.19)	0:46.51 [9] (0:11.11)	0:35.40 [9] (0:11.23)	0:24.17 [10] (0:11.78)	0:12.39 [11] (0:12.39)
Average Speed [km/h]	49.8	64.4	64.7	63.7	61.2	57.9
Top Speed [km/h]	65.4	65.4	65.3	64.7	62.9	60.4
Avg. Dist. to Rail [m]	6.7	1.4	0.5	1.1	1.0	3.4
Avg. Stride Freq. [Hz]	2.2	2.3	2.3	2.3	2.2	2.2
Avg. Stride Length [m]	7.0	7.9	7.9	7.7	7.5	7.3



- [] Ranking at each section and finish
- .-.- No data available at this section
- NA No data available



Horse/Jockey Name	Hydros
Final Rank	11
Fastest Section Time (Section)	0:10.88 (1000m)
Top Speed [km/h] (Section)	67.1 (1000m)
Race State	Finished



Ipswich QLD Professional

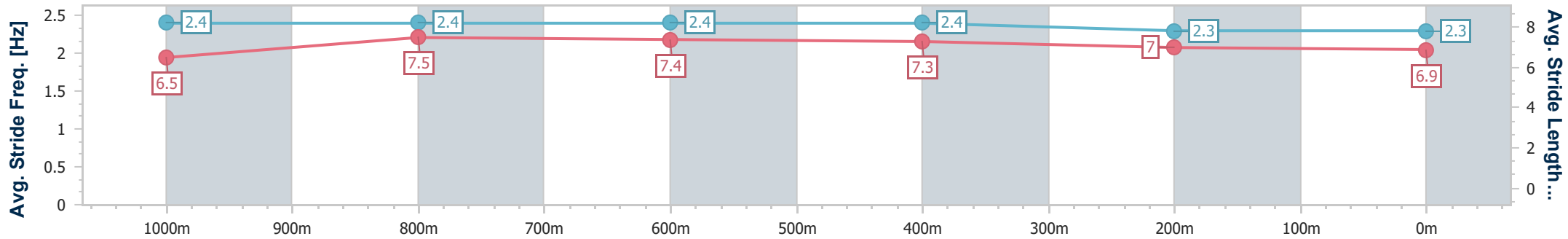
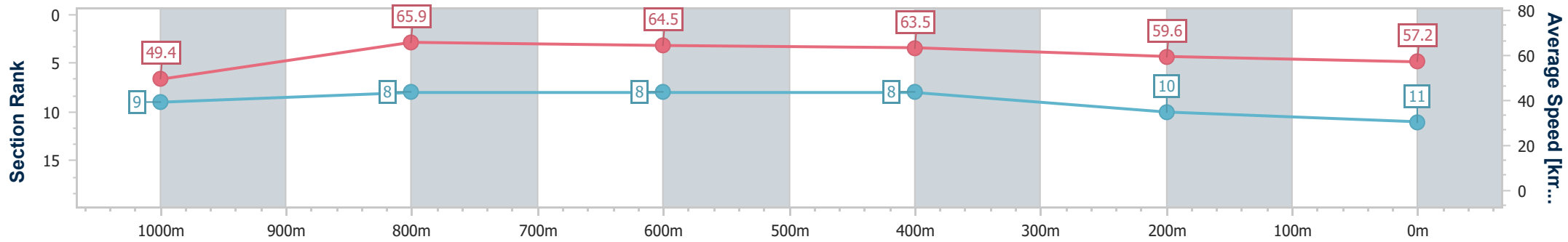
Race 4: BARRIER REEF POOLS Maiden Handicap - 1200m

24 October 2024 - 15:40



Track Rating: Good 3, Weather: Overcast, Rail Position: +6m Entire

Section	Overall	1000m	800m	600m	400m	200m
Section Times	1:12.41 [11] (0:14.60)	0:57.81 [9] (0:10.88)	0:46.93 [8] (0:11.08)	0:35.85 [8] (0:11.21)	0:24.64 [8] (0:12.04)	0:12.60 [10]
Average Speed [km/h]	49.4	65.9	64.5	63.5	59.6	57.2
Top Speed [km/h]	67.0	67.1	64.9	64.4	61.2	59.1
Avg. Dist. to Rail [m]	2.7	0.7	1.7	2.3	1.1	0.8
Avg. Stride Freq. [Hz]	2.4	2.4	2.4	2.4	2.3	2.3
Avg. Stride Length [m]	6.5	7.5	7.4	7.3	7.0	6.9



- [] Ranking at each section and finish
- .-.- No data available at this section
- NA No data available