

24 October 2024 - 16:15

Track Rating: Good 3, Weather: Overcast, Rail Position: +6m Entire

Section														
Field Times		Overall	1400m	1200m	1000m	800m	600m	400m	Last 600m					
		1:44.77 (0:19.87)	1:24.90 (0:12.17)	1:12.73 (0:12.46)	1:00.27 (0:12.40)	0:47.87 (0:12.06)	0:35.81 (0:11.89)	0:23.92 (0:11.82)	0:35.81					
Rank	TAB	Horse/Jockey	Barrier	Top Speed [km/h]	Fastest Section								Distance Travelled [m]	
1	8	RHODES Mark Du Plessis	6	62.1 400m	0:11.77 400m	1:44.77 [1] (0:20.10)	1:24.67 [2] (0:12.24)	1:12.43 [2] (0:12.37)	1:00.06 [2] (0:12.36)	0:47.70 [2] (0:12.03)	0:35.67 [2] (0:11.80)	0:23.87 [2] (0:11.77)	0:35.67	
2	7	MISS SHU Sean Cormack	3	62.2 400m	0:11.78 400m	1:44.80 [2] (0:20.16)	1:24.64 [3] (0:12.24)	1:12.40 [3] (0:12.48)	0:59.92 [3] (0:12.37)	0:47.55 [3] (0:12.04)	0:35.51 [4] (0:11.79)	0:23.72 [4] (0:11.78)	0:35.51	+1
3	3	EASTOWN Boris Thornton	8	62.0 600m	0:11.74 600m	1:44.99 [3] (0:20.33)	1:24.66 [4] (0:12.21)	1:12.45 [4] (0:12.45)	1:00.00 [4] (0:12.35)	0:47.65 [4] (0:11.92)	0:35.73 [3] (0:11.74)	0:23.99 [3] (0:11.82)	0:35.73	+6
4	11	STAR CHANCE Corey Bayliss	2	63.9 600m	0:11.69 600m	1:45.19 [4] (0:20.83)	1:24.36 [6] (0:12.06)	1:12.30 [6] (0:12.48)	0:59.82 [6] (0:12.31)	0:47.51 [6] (0:11.98)	0:35.53 [7] (0:11.69)	0:23.84 [7] (0:11.91)	0:35.53	+9
5	12	BRIEF SOJOURN Georgina Cartwright	5	62.8 800m	0:11.69 600m	1:45.30 [5] (0:20.91)	1:24.39 [7] (0:12.10)	1:12.29 [7] (0:12.44)	0:59.85 [7] (0:12.29)	0:47.56 [7] (0:11.84)	0:35.72 [6] (0:11.69)	0:24.03 [6] (0:11.87)	0:35.72	+4
6	5	NIPPA'S NIGHTCAP Cejay Graham	7	63.7 800m	0:11.70 600m	1:45.33 [6] (0:21.11)	1:24.22 [8] (0:12.05)	1:12.17 [8] (0:12.49)	0:59.68 [8] (0:12.23)	0:47.45 [8] (0:11.82)	0:35.63 [8] (0:11.70)	0:23.93 [8] (0:11.93)	0:35.63	+11
7	10	GRANDCOEUR Karl Zechner	1	62.8 400m	0:11.78 600m	1:45.41 [7] (0:20.47)	1:24.94 [5] (0:12.20)	1:12.74 [5] (0:12.46)	1:00.28 [5] (0:12.35)	0:47.93 [5] (0:11.91)	0:36.02 [5] (0:11.78)	0:24.24 [5] (0:11.80)	0:36.02	+6
8	1	CITY PLAYBOY Noel Callow	4	61.3 Overall	0:11.89 600m	1:46.46 [8] (0:19.87)	1:26.59 [1] (0:12.17)	1:14.42 [1] (0:12.46)	1:01.96 [1] (0:12.40)	0:49.56 [1] (0:12.06)	0:37.50 [1] (0:11.89)	0:25.61 [1] (0:12.22)	0:37.50	+1

Scratched: You Kay Squeeze (#6), Who Ordered Dafish (#2), Showman (#4), Wanda's Outlaw (#9)



Ipswich QLD Professional
 Race 5: GORDON'S GIN BM62 Handicap - 1690m
 24 October 2024 - 16:15



Track Rating: Good 3, Weather: Overcast, Rail Position: +6m Entire

Section							200m			Last 600m
Field Times							0:12.10			0:35.81
							(0:12.10)			
Rank	TAB	Horse/Jockey	Barrier	Top Speed [km/h]	Fastest Section	Margin				Distance Travelled [m]
1	8	RHODES Mark Du Plessis	6	62.1 400m	0:11.77 400m	0:12.10 [1] (0:12.10)	1:44.77			0:35.67
2	7	MISS SHU Sean Cormack	3	62.2 400m	0:11.78 400m	0:11.94 [3] (0:11.94)	0.2L			0:35.51 +1
3	3	EASTOWN Boris Thornton	8	62.0 600m	0:11.74 600m	0:12.17 [2] (0:12.17)	1.3L			0:35.73 +6
4	11	STAR CHANCE Corey Bayliss	2	63.9 600m	0:11.69 600m	0:11.93 [7] (0:11.93)	2.48L			0:35.53 +9
5	12	BRIEF SOJOURN Georgina Cartwright	5	62.8 800m	0:11.69 600m	0:12.16 [6] (0:12.16)	3.12L			0:35.72 +4
6	5	NIPPA'S NIGHTCAP Cejay Graham	7	63.7 800m	0:11.70 600m	0:12.00 [8] (0:12.00)	3.29L			0:35.63 +11
7	10	GRANDCOEUR Karl Zechner	1	62.8 400m	0:11.78 600m	0:12.44 [4] (0:12.44)	3.75L			0:36.02 +6
8	1	CITY PLAYBOY Noel Callow	4	61.3 Overall	0:11.89 600m	0:13.39 [5] (0:13.39)	9.92L			0:37.50 +1

Scratched: You Kay Squeeze (#6), Who Ordered Dafish (#2), Showman (#4), Wanda's Outlaw (#9)

[] Ranking at each section and finish
 -:-:- No data available at this section
 NA No data available

SCN Saddle cloth number
 DNF Did not finish
 DNT Did not track



Horse/Jockey Name	Rhodes
Final Rank	1
Fastest Section Time (Section)	0:11.77 (400m)
Top Speed [km/h] (Section)	62.1 (400m)
Race State	Finished



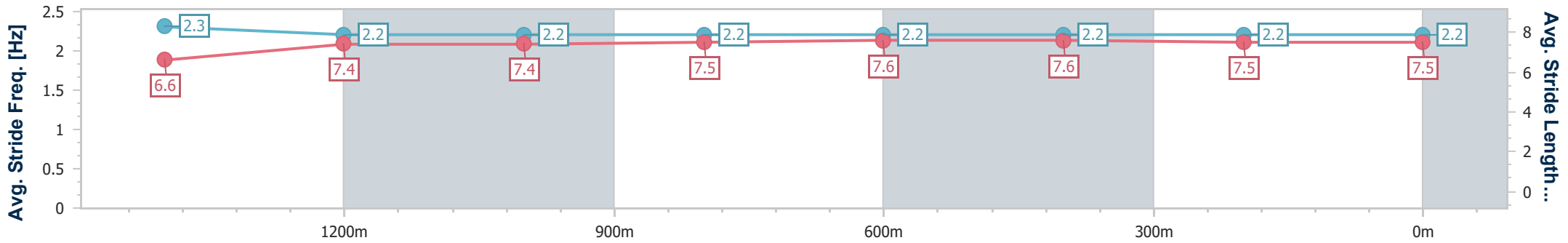
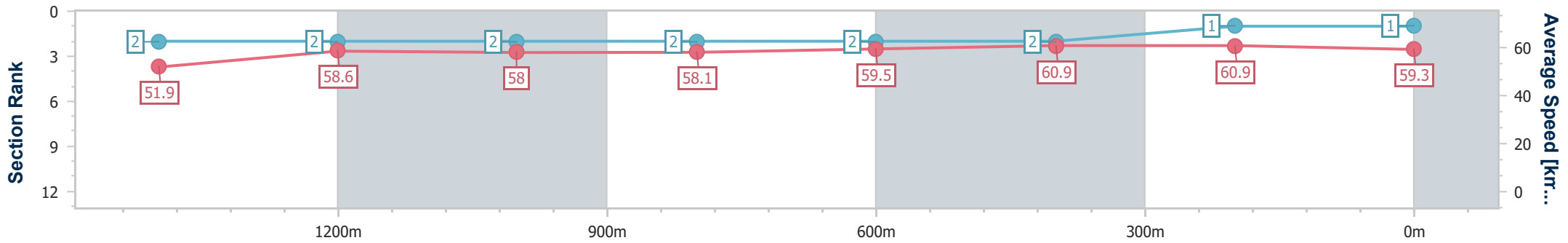
Ipswich QLD Professional
Race 5: GORDON'S GIN BM62 Handicap - 1690m



24 October 2024 - 16:15

Track Rating: Good 3, Weather: Overcast, Rail Position: +6m Entire

Section	Overall	1400m	1200m	1000m	800m	600m	400m	200m
Section Times	1:44.77 [1] (0:20.10)	1:24.67 [2] (0:12.24)	1:12.43 [2] (0:12.37)	1:00.06 [2] (0:12.36)	0:47.70 [2] (0:12.03)	0:35.67 [2] (0:11.80)	0:23.87 [2] (0:11.77)	0:12.10 [1] (0:12.10)
Average Speed [km/h]	51.9	58.6	58.0	58.1	59.5	60.9	60.9	59.3
Top Speed [km/h]	60.5	59.5	58.3	59.1	60.5	61.9	62.1	61.4
Avg. Dist. to Rail [m]	3.0	1.2	1.3	1.0	0.9	1.0	0.8	1.6
Avg. Stride Freq. [Hz]	2.3	2.2	2.2	2.2	2.2	2.2	2.2	2.2
Avg. Stride Length [m]	6.6	7.4	7.4	7.5	7.6	7.6	7.5	7.5



- [] Ranking at each section and finish
- .-.- No data available at this section
- NA No data available



Horse/Jockey Name	Miss Shu
Final Rank	2
Fastest Section Time (Section)	0:11.78 (400m)
Top Speed [km/h] (Section)	62.2 (400m)
Race State	Finished



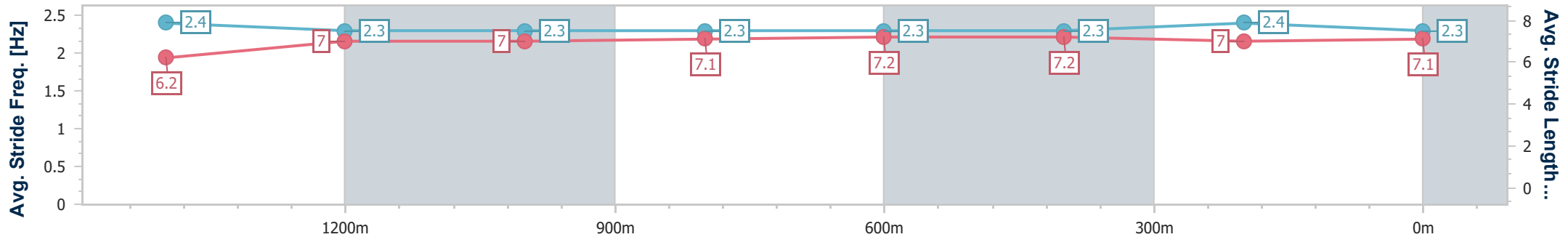
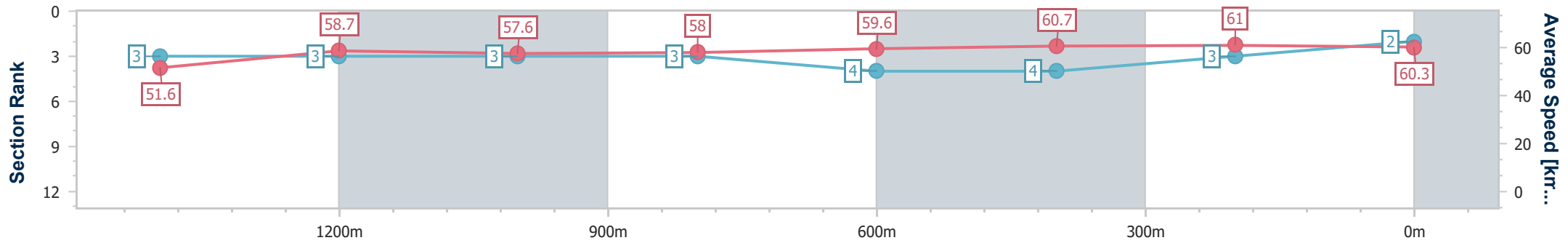
Ipswich QLD Professional
Race 5: GORDON'S GIN BM62 Handicap - 1690m



24 October 2024 - 16:15

Track Rating: Good 3, Weather: Overcast, Rail Position: +6m Entire

Section	Overall	1400m	1200m	1000m	800m	600m	400m	200m
Section Times	1:44.80 [2] (0:20.16)	1:24.64 [3] (0:12.24)	1:12.40 [3] (0:12.48)	0:59.92 [3] (0:12.37)	0:47.55 [3] (0:12.04)	0:35.51 [4] (0:11.79)	0:23.72 [4] (0:11.78)	0:11.94 [3] (0:11.94)
Average Speed [km/h]	51.6	58.7	57.6	58.0	59.6	60.7	61.0	60.3
Top Speed [km/h]	61.6	59.4	58.0	58.7	60.5	61.2	62.2	61.2
Avg. Dist. to Rail [m]	1.7	1.0	0.7	0.8	1.2	1.4	0.4	0.7
Avg. Stride Freq. [Hz]	2.4	2.3	2.3	2.3	2.3	2.3	2.4	2.3
Avg. Stride Length [m]	6.2	7.0	7.0	7.1	7.2	7.2	7.0	7.1



- [] Ranking at each section and finish
- .-.- No data available at this section
- NA No data available



Horse/Jockey Name	Eastown
Final Rank	3
Fastest Section Time (Section)	0:11.74 (600m)
Top Speed [km/h] (Section)	62.0 (600m)
Race State	Finished



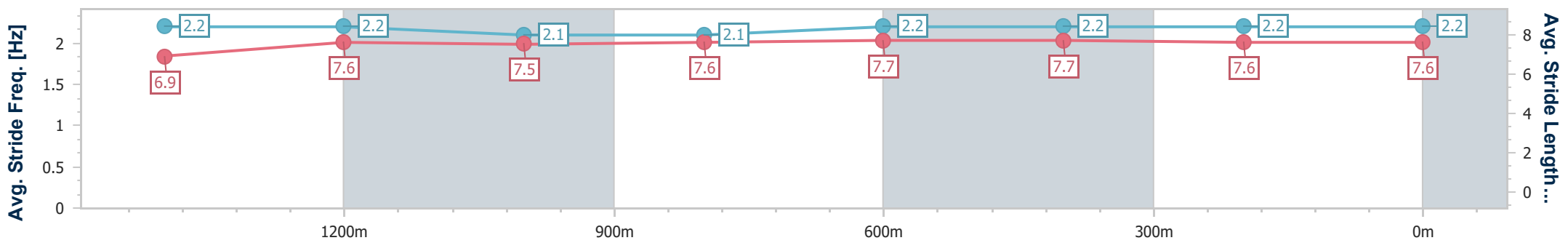
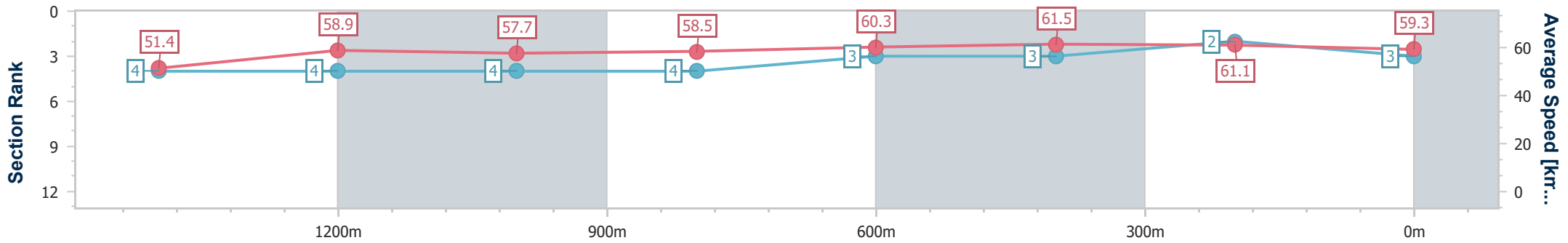
Ipswich QLD Professional
Race 5: GORDON'S GIN BM62 Handicap - 1690m



24 October 2024 - 16:15

Track Rating: Good 3, Weather: Overcast, Rail Position: +6m Entire

Section	Overall	1400m	1200m	1000m	800m	600m	400m	200m
Section Times	1:44.99 [3] (0:20.33)	1:24.66 [4] (0:12.21)	1:12.45 [4] (0:12.45)	1:00.00 [4] (0:12.35)	0:47.65 [4] (0:11.92)	0:35.73 [3] (0:11.74)	0:23.99 [3] (0:11.82)	0:12.17 [2] (0:12.17)
Average Speed [km/h]	51.4	58.9	57.7	58.5	60.3	61.5	61.1	59.3
Top Speed [km/h]	59.9	60.1	58.7	59.7	61.4	62.0	61.9	61.6
Avg. Dist. to Rail [m]	3.3	0.4	0.2	0.4	0.1	0.6	1.3	1.2
Avg. Stride Freq. [Hz]	2.2	2.2	2.1	2.1	2.2	2.2	2.2	2.2
Avg. Stride Length [m]	6.9	7.6	7.5	7.6	7.7	7.7	7.6	7.6



- [] Ranking at each section and finish
- .-.- No data available at this section
- NA No data available



Horse/Jockey Name	Star Chance
Final Rank	4
Fastest Section Time (Section)	0:11.69 (600m)
Top Speed [km/h] (Section)	63.9 (600m)
Race State	Finished



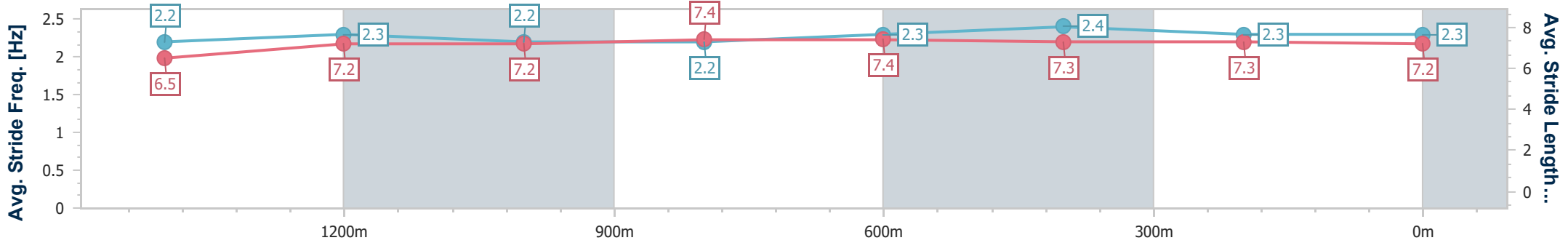
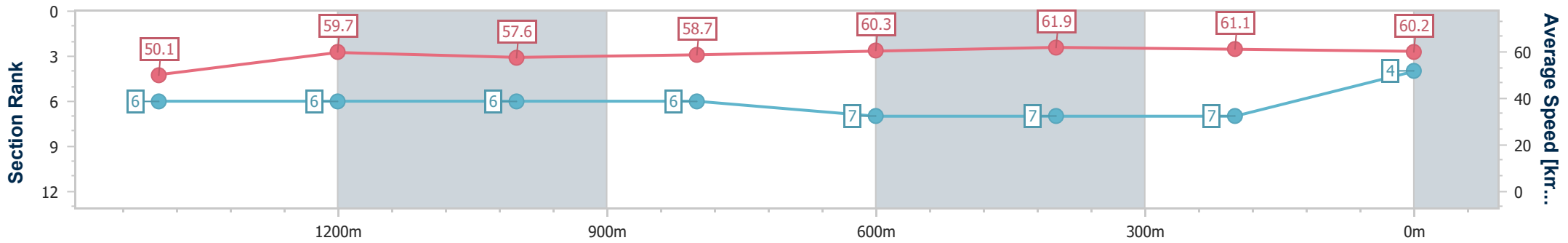
Ipswich QLD Professional
Race 5: GORDON'S GIN BM62 Handicap - 1690m



24 October 2024 - 16:15

Track Rating: Good 3, Weather: Overcast, Rail Position: +6m Entire

Section	Overall	1400m	1200m	1000m	800m	600m	400m	200m
Section Times	1:45.19 [4] (0:20.83)	1:24.36 [6] (0:12.06)	1:12.30 [6] (0:12.48)	0:59.82 [6] (0:12.31)	0:47.51 [6] (0:11.98)	0:35.53 [7] (0:11.69)	0:23.84 [7] (0:11.91)	0:11.93 [7] (0:11.93)
Average Speed [km/h]	50.1	59.7	57.6	58.7	60.3	61.9	61.1	60.2
Top Speed [km/h]	60.1	60.6	58.8	59.4	62.6	63.9	62.2	63.0
Avg. Dist. to Rail [m]	1.0	0.6	0.6	0.9	0.6	2.3	2.1	2.9
Avg. Stride Freq. [Hz]	2.2	2.3	2.2	2.2	2.3	2.4	2.3	2.3
Avg. Stride Length [m]	6.5	7.2	7.2	7.4	7.4	7.3	7.3	7.2



- [] Ranking at each section and finish
- .-.- No data available at this section
- NA No data available



Horse/Jockey Name	Brief Sojourn
Final Rank	5
Fastest Section Time (Section)	0:11.69 (600m)
Top Speed [km/h] (Section)	62.8 (800m)
Race State	Finished



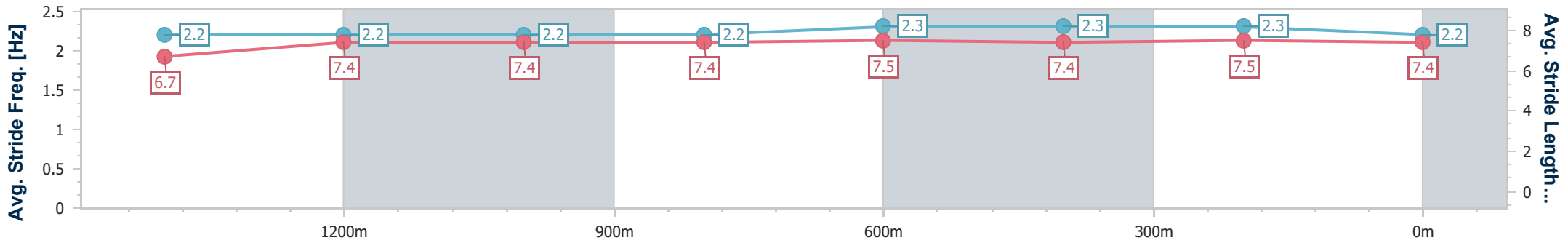
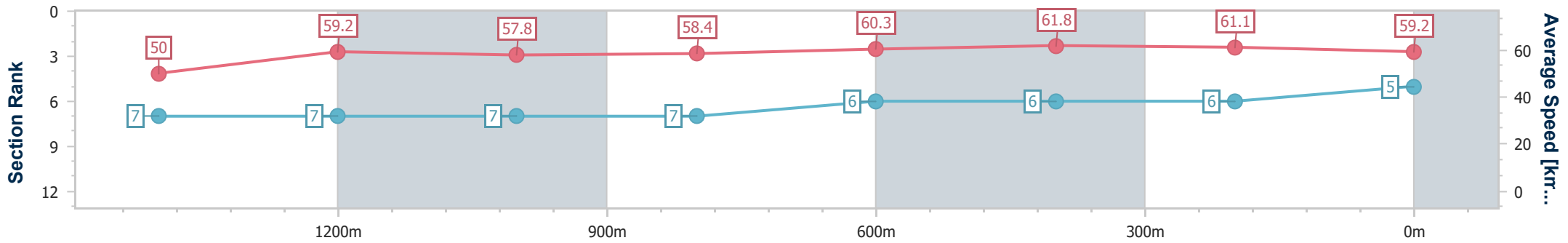
Ipswich QLD Professional
Race 5: GORDON'S GIN BM62 Handicap - 1690m



24 October 2024 - 16:15

Track Rating: Good 3, Weather: Overcast, Rail Position: +6m Entire

Section	Overall	1400m	1200m	1000m	800m	600m	400m	200m
Section Times	1:45.30 [5] (0:20.91)	1:24.39 [7] (0:12.10)	1:12.29 [7] (0:12.44)	0:59.85 [7] (0:12.29)	0:47.56 [7] (0:11.84)	0:35.72 [6] (0:11.69)	0:24.03 [6] (0:11.87)	0:12.16 [6] (0:12.16)
Average Speed [km/h]	50.0	59.2	57.8	58.4	60.3	61.8	61.1	59.2
Top Speed [km/h]	60.2	60.9	58.3	58.7	62.8	62.2	61.5	61.0
Avg. Dist. to Rail [m]	2.6	1.0	0.8	1.0	0.9	0.5	1.2	1.1
Avg. Stride Freq. [Hz]	2.2	2.2	2.2	2.2	2.3	2.3	2.3	2.2
Avg. Stride Length [m]	6.7	7.4	7.4	7.4	7.5	7.4	7.5	7.4



- [] Ranking at each section and finish
- .-.- No data available at this section
- NA No data available



Horse/Jockey Name	Nippa's Nightcap
Final Rank	6
Fastest Section Time (Section)	0:11.70 (600m)
Top Speed [km/h] (Section)	63.7 (800m)
Race State	Finished



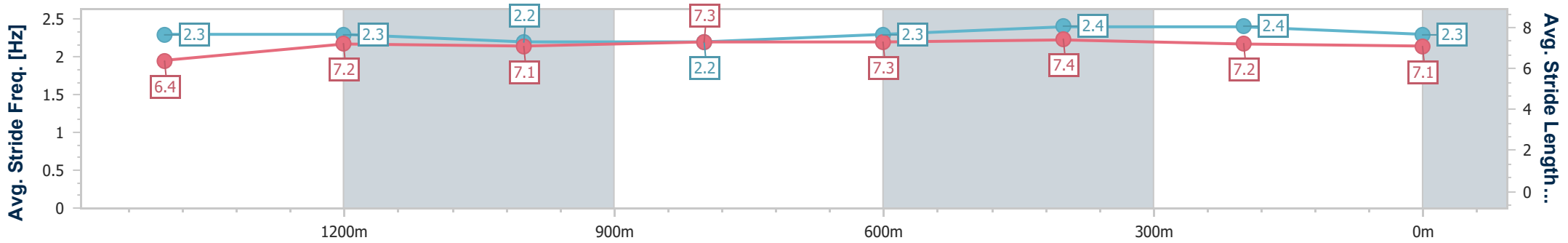
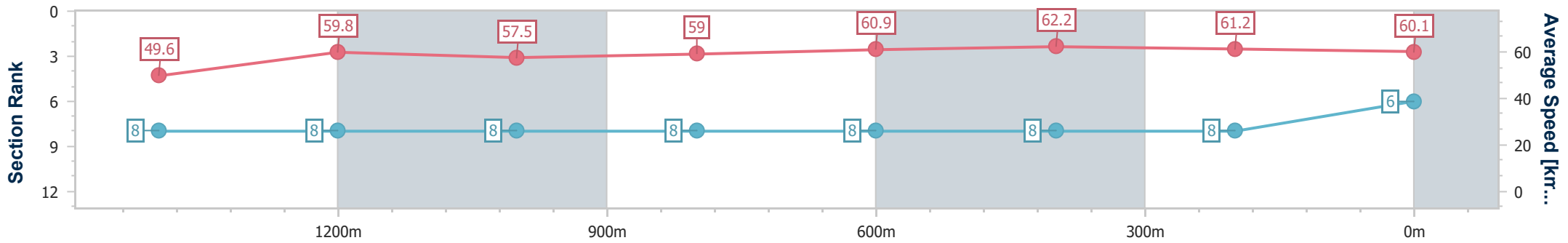
Ipswich QLD Professional
Race 5: GORDON'S GIN BM62 Handicap - 1690m



24 October 2024 - 16:15

Track Rating: Good 3, Weather: Overcast, Rail Position: +6m Entire

Section	Overall	1400m	1200m	1000m	800m	600m	400m	200m
Section Times	1:45.33 [6] (0:21.11)	1:24.22 [8] (0:12.05)	1:12.17 [8] (0:12.49)	0:59.68 [8] (0:12.23)	0:47.45 [8] (0:11.82)	0:35.63 [8] (0:11.70)	0:23.93 [8] (0:11.93)	0:12.00 [8] (0:12.00)
Average Speed [km/h]	49.6	59.8	57.5	59.0	60.9	62.2	61.2	60.1
Top Speed [km/h]	59.7	60.9	58.4	59.5	63.7	63.6	61.9	61.6
Avg. Dist. to Rail [m]	2.8	0.2	0.3	0.1	0.8	2.6	4.0	3.7
Avg. Stride Freq. [Hz]	2.3	2.3	2.2	2.2	2.3	2.4	2.4	2.3
Avg. Stride Length [m]	6.4	7.2	7.1	7.3	7.3	7.4	7.2	7.1



- [] Ranking at each section and finish
- .-.- No data available at this section
- NA No data available



Horse/Jockey Name	Grandcoeur
Final Rank	7
Fastest Section Time (Section)	0:11.78 (600m)
Top Speed [km/h] (Section)	62.8 (400m)
Race State	Finished



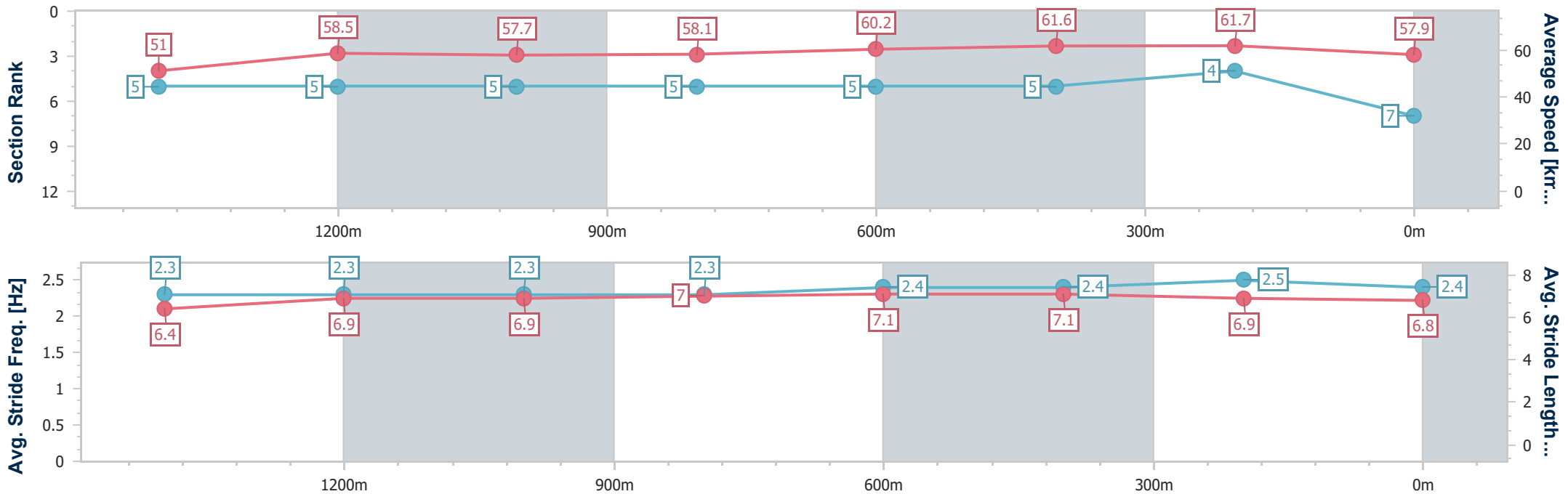
Ipswich QLD Professional
Race 5: GORDON'S GIN BM62 Handicap - 1690m



24 October 2024 - 16:15

Track Rating: Good 3, Weather: Overcast, Rail Position: +6m Entire

Section	Overall	1400m	1200m	1000m	800m	600m	400m	200m
Section Times	1:45.41 [7] (0:20.47)	1:24.94 [5] (0:12.20)	1:12.74 [5] (0:12.46)	1:00.28 [5] (0:12.35)	0:47.93 [5] (0:11.91)	0:36.02 [5] (0:11.78)	0:24.24 [5] (0:11.80)	0:12.44 [4] (0:12.44)
Average Speed [km/h]	51.0	58.5	57.7	58.1	60.2	61.6	61.7	57.9
Top Speed [km/h]	60.5	60.0	58.8	59.3	62.2	62.5	62.8	61.3
Avg. Dist. to Rail [m]	1.4	1.8	1.0	0.8	0.6	1.4	3.1	1.9
Avg. Stride Freq. [Hz]	2.3	2.3	2.3	2.3	2.4	2.4	2.5	2.4
Avg. Stride Length [m]	6.4	6.9	6.9	7.0	7.1	7.1	6.9	6.8



- [] Ranking at each section and finish
- .-.- No data available at this section
- NA No data available



Horse/Jockey Name	City Playboy
Final Rank	8
Fastest Section Time (Section)	0:11.89 (600m)
Top Speed [km/h] (Section)	61.3 (Overall)
Race State	Finished



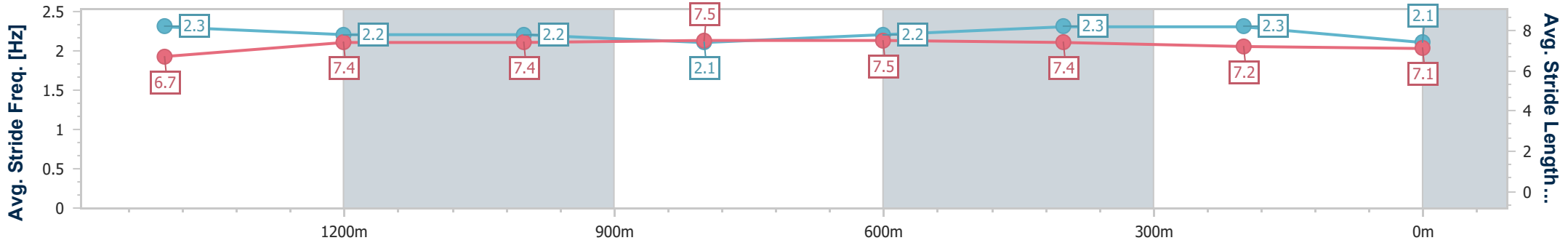
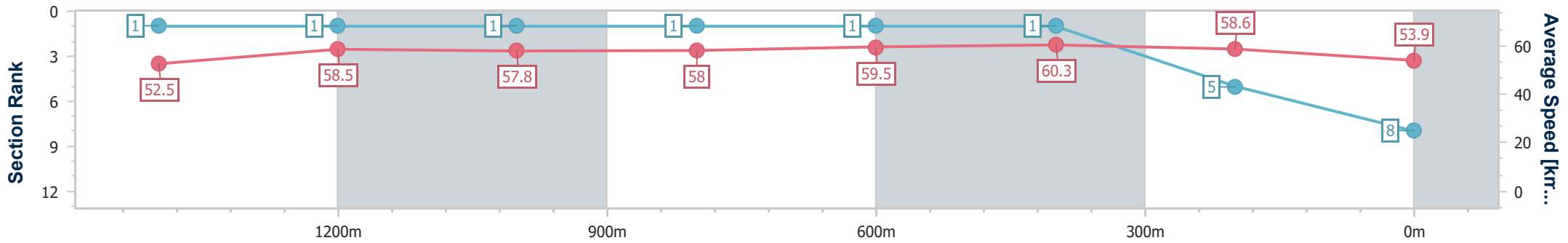
Ipswich QLD Professional
Race 5: GORDON'S GIN BM62 Handicap - 1690m



24 October 2024 - 16:15

Track Rating: Good 3, Weather: Overcast, Rail Position: +6m Entire

Section	Overall	1400m	1200m	1000m	800m	600m	400m	200m
Section Times	1:46.46 [8] (0:19.87)	1:26.59 [1] (0:12.17)	1:14.42 [1] (0:12.46)	1:01.96 [1] (0:12.40)	0:49.56 [1] (0:12.06)	0:37.50 [1] (0:11.89)	0:25.61 [1] (0:12.22)	0:13.39 [5] (0:13.39)
Average Speed [km/h]	52.5	58.5	57.8	58.0	59.5	60.3	58.6	53.9
Top Speed [km/h]	61.3	59.5	58.1	58.7	60.4	60.9	60.1	57.4
Avg. Dist. to Rail [m]	2.5	2.0	0.7	0.3	0.6	1.0	0.8	0.7
Avg. Stride Freq. [Hz]	2.3	2.2	2.2	2.1	2.2	2.3	2.3	2.1
Avg. Stride Length [m]	6.7	7.4	7.4	7.5	7.5	7.4	7.2	7.1



- [] Ranking at each section and finish
- .-.- No data available at this section
- NA No data available