

Ipswich QLD Professional

Race 6: IMPERIAL RACING Class 4 Handicap - 1350m

24 October 2024 - 16:55

Track Rating: Good 3, Weather: Overcast, Rail Position: +6m Entire

Section												Last 600m				
Field Times		Overall	1200m	1000m	800m	600m	400m									
		1:19.82 (0:11.14)	1:08.68 (0:10.96)	0:57.72 (0:11.09)	0:46.63 (0:11.36)	0:35.27 (0:11.50)	0:23.77 (0:11.87)						0:35.27			
Rank	TAB	Horse/Jockey	Barrier	Top Speed [km/h]	Fastest Section											Distance Travelled [m]
1	12	DREAM LANTERN Angela Jones	3	66.7 1200m	0:11.03 1000m	1:19.82 [1] (0:11.42)	1:08.40 [5] (0:11.06)	0:57.34 [5] (0:11.03)	0:46.31 [4] (0:11.39)	0:34.92 [4] (0:11.51)	0:23.41 [3] (0:11.51)	0:34.92				
2	5	SIAN STAR Jag Guthmann-Chester	5	66.1 1200m	0:11.16 1200m	1:19.98 [2] (0:11.30)	1:08.68 [3] (0:11.16)	0:57.52 [4] (0:11.23)	0:46.29 [5] (0:11.50)	0:34.79 [5] (0:11.43)	0:23.36 [5] (0:11.66)	0:34.79	+5			
3	1	GOLDEELUCK Andrew Mallyon	4	65.8 1200m	0:11.12 1200m	1:20.25 [3] (0:11.51)	1:08.74 [6] (0:11.12)	0:57.62 [6] (0:11.28)	0:46.34 [6] (0:11.32)	0:35.02 [6] (0:11.40)	0:23.62 [6] (0:11.58)	0:35.02	-1			
4	6	COOL ENCOUNTER Ron Stewart	9	67.0 1200m	0:10.94 1200m	1:20.51 [4] (0:11.89)	1:08.62 [8] (0:10.94)	0:57.68 [7] (0:11.13)	0:46.55 [7] (0:11.39)	0:35.16 [7] (0:11.51)	0:23.65 [7] (0:11.65)	0:35.16	+6			
5	3	TOO HARD TO REFUSE Kirk Matheson	1	66.5 1000m	0:10.96 1200m	1:20.60 [5] (0:11.14)	1:09.46 [1] (0:10.96)	0:58.50 [1] (0:11.09)	0:47.41 [1] (0:11.36)	0:36.05 [1] (0:11.50)	0:24.55 [1] (0:11.95)	0:36.05	+1			
6	11	SMOKIN' TOFF Robbie Dolan	8	66.0 1200m	0:11.05 1200m	1:20.66 [6] (0:11.99)	1:08.67 [9] (0:11.05)	0:57.62 [9] (0:11.25)	0:46.37 [9] (0:11.33)	0:35.04 [9] (0:11.42)	0:23.62 [9] (0:11.62)	0:35.04	+5			
7	7	FAMOUS PEDRILLE Micheal Hellyer	2	66.2 1000m	0:11.03 1200m	1:21.07 [7] (0:11.24)	1:09.83 [2] (0:11.03)	0:58.80 [3] (0:11.17)	0:47.63 [3] (0:11.44)	0:36.19 [3] (0:11.55)	0:24.64 [4] (0:11.98)	0:36.19	+6			
8	9	AL ASH LAD Martin Harley	6	67.3 1200m	0:10.84 1200m	1:21.24 [8] (0:11.34)	1:09.90 [4] (0:10.84)	0:59.06 [2] (0:11.08)	0:47.98 [2] (0:11.41)	0:36.57 [2] (0:11.67)	0:24.90 [2] (0:12.17)	0:36.57	+4			
9	4	LAUNCH PAD Georgina Cartwright	7	66.6 1200m	0:11.00 1200m	1:21.61 [9] (0:11.87)	1:09.74 [7] (0:11.00)	0:58.74 [8] (0:11.16)	0:47.58 [8] (0:11.36)	0:36.22 [8] (0:11.51)	0:24.71 [8] (0:11.93)	0:36.22	+2			

Scratched: Twyford (#10), Badgers Nuts (#8), Billionair Baby (#2)



Ipswich QLD Professional

Race 6: IMPERIAL RACING Class 4 Handicap - 1350m

24 October 2024 - 16:55



Track Rating: Good 3, Weather: Overcast, Rail Position: +6m Entire

Section				200m				Last 600m		
Field Times				0:11.90 (0:11.90)				0:35.27		
Rank	TAB	Horse/Jockey	Barrier	Top Speed [km/h]	Fastest Section	Margin			Distance Travelled [m]	
1	12	DREAM LANTERN Angela Jones	3	66.7 1200m	0:11.03 1000m	0:11.90 [1] (0:11.90)	1:19.82		0:34.92	
2	5	SIAN STAR Jag Guthmann-Chester	5	66.1 1200m	0:11.16 1200m	0:11.70 [4] (0:11.70)	0.93L		0:34.79	+5
3	1	GOLDEELUCK Andrew Mallyon	4	65.8 1200m	0:11.12 1200m	0:12.04 [3] (0:12.04)	2.52L		0:35.02	-1
4	6	COOL ENCOUNTER Ron Stewart	9	67.0 1200m	0:10.94 1200m	0:12.00 [6] (0:12.00)	4.05L		0:35.16	+6
5	3	TOO HARD TO REFUSE Kirk Matheson	1	66.5 1000m	0:10.96 1200m	0:12.60 [2] (0:12.60)	4.57L		0:36.05	+1
6	11	SMOKIN' TOFF Robbie Dolan	8	66.0 1200m	0:11.05 1200m	0:12.00 [8] (0:12.00)	4.93L		0:35.04	+5
7	7	FAMOUS PEDRILLE Micheal Hellyer	2	66.2 1000m	0:11.03 1200m	0:12.66 [5] (0:12.66)	7.3L		0:36.19	+6
8	9	AL ASH LAD Martin Harley	6	67.3 1200m	0:10.84 1200m	0:12.73 [7] (0:12.73)	8.31L		0:36.57	+4
9	4	LAUNCH PAD Georgina Cartwright	7	66.6 1200m	0:11.00 1200m	0:12.78 [9] (0:12.78)	10.51L		0:36.22	+2

Scratched: Twyford (#10), Badgers Nuts (#8), Billionair Baby (#2)

[] Ranking at each section and finish
 -:-:- No data available at this section
 NA No data available

SCN Saddle cloth number
 DNF Did not finish
 DNT Did not track



Horse/Jockey Name	Dream Lantern
Final Rank	1
Fastest Section Time (Section)	0:11.03 (1000m)
Top Speed [km/h] (Section)	66.7 (1200m)
Race State	Finished



Ipswich QLD Professional

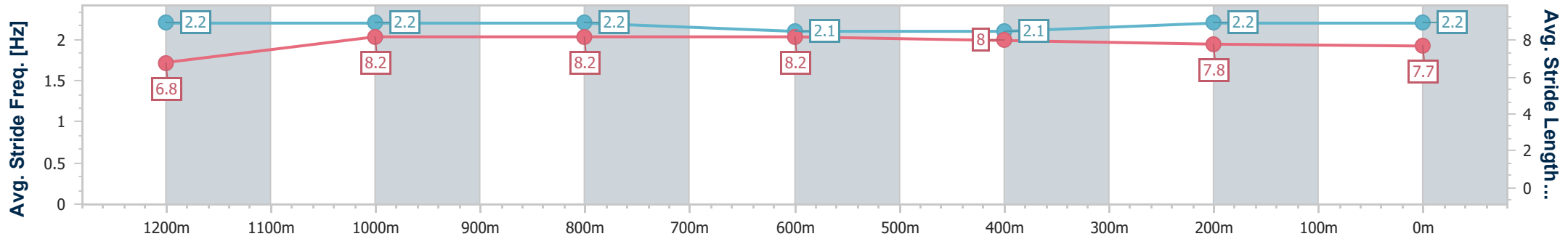
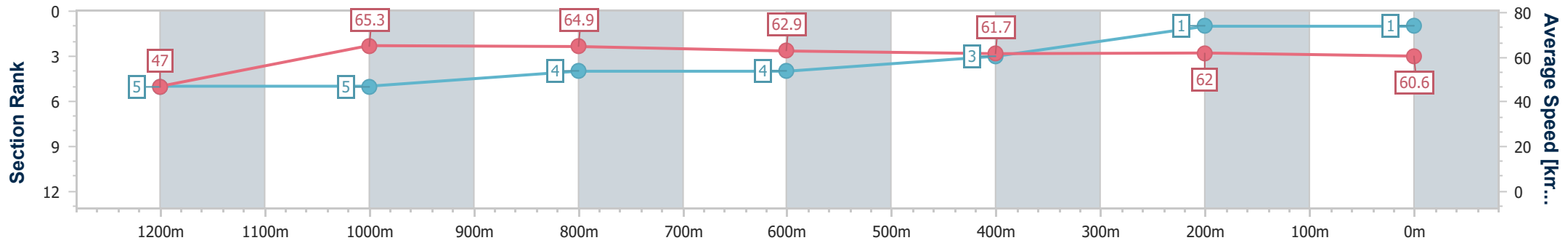
Race 6: IMPERIAL RACING Class 4 Handicap - 1350m

24 October 2024 - 16:55



Track Rating: Good 3, Weather: Overcast, Rail Position: +6m Entire

Section	Overall	1200m	1000m	800m	600m	400m	200m
Section Times	1:19.82 [1] (0:11.42)	1:08.40 [5] (0:11.06)	0:57.34 [5] (0:11.03)	0:46.31 [4] (0:11.39)	0:34.92 [4] (0:11.51)	0:23.41 [3] (0:11.51)	0:11.90 [1] (0:11.90)
Average Speed [km/h]	47.0	65.3	64.9	62.9	61.7	62.0	60.6
Top Speed [km/h]	64.8	66.7	66.7	63.4	63.2	63.4	62.1
Avg. Dist. to Rail [m]	1.2	1.0	1.0	1.5	2.4	1.9	0.9
Avg. Stride Freq. [Hz]	2.2	2.2	2.2	2.1	2.1	2.2	2.2
Avg. Stride Length [m]	6.8	8.2	8.2	8.2	8.0	7.8	7.7



- [] Ranking at each section and finish
- .-.- No data available at this section
- NA No data available



Horse/Jockey Name	Sian Star
Final Rank	2
Fastest Section Time (Section)	0:11.16 (1200m)
Top Speed [km/h] (Section)	66.1 (1200m)
Race State	Finished



Ipswich QLD Professional

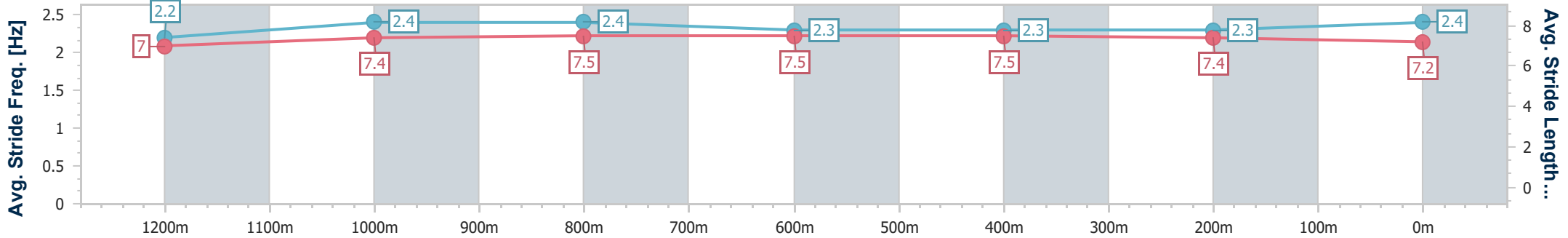
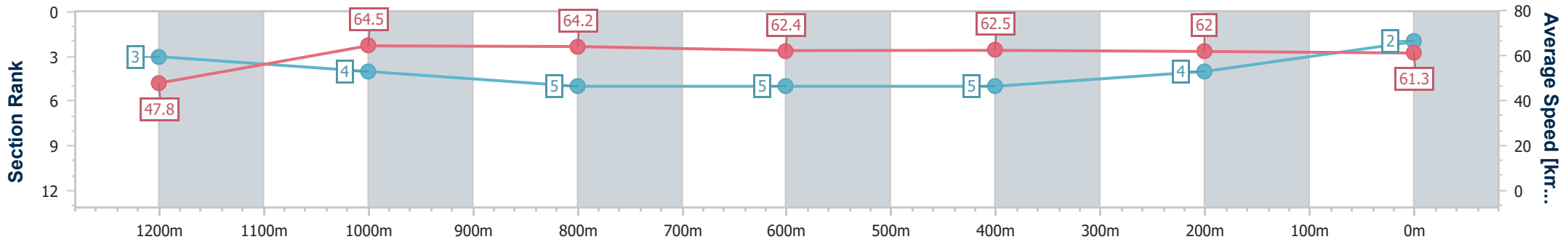
Race 6: IMPERIAL RACING Class 4 Handicap - 1350m

24 October 2024 - 16:55



Track Rating: Good 3, Weather: Overcast, Rail Position: +6m Entire

Section	Overall	1200m	1000m	800m	600m	400m	200m
Section Times	1:19.98 [2] (0:11.30)	1:08.68 [3] (0:11.16)	0:57.52 [4] (0:11.23)	0:46.29 [5] (0:11.50)	0:34.79 [5] (0:11.43)	0:23.36 [5] (0:11.66)	0:11.70 [4]
Average Speed [km/h]	47.8	64.5	64.2	62.4	62.5	62.0	61.3
Top Speed [km/h]	63.5	66.1	65.7	63.3	63.7	63.0	63.7
Avg. Dist. to Rail [m]	1.9	0.7	0.5	0.7	1.1	1.8	2.9
Avg. Stride Freq. [Hz]	2.2	2.4	2.4	2.3	2.3	2.3	2.4
Avg. Stride Length [m]	7.0	7.4	7.5	7.5	7.5	7.4	7.2



- [] Ranking at each section and finish
- .-.- No data available at this section
- NA No data available



Horse/Jockey Name	Goedeluck
Final Rank	3
Fastest Section Time (Section)	0:11.12 (1200m)
Top Speed [km/h] (Section)	65.8 (1200m)
Race State	Finished



Ipswich QLD Professional

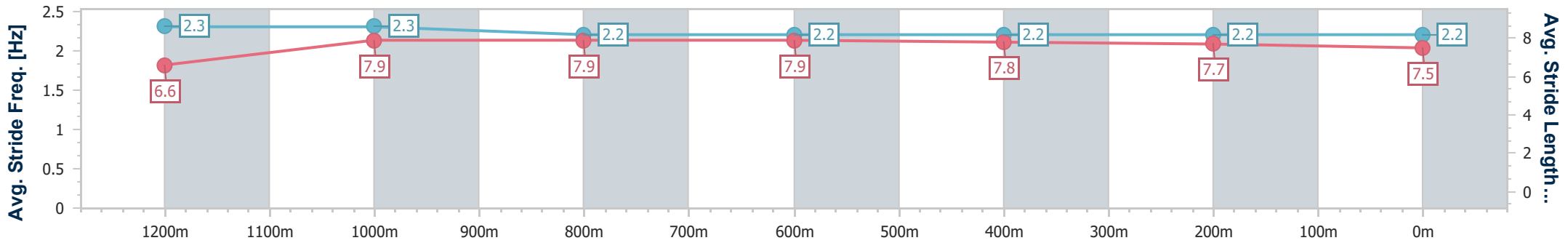
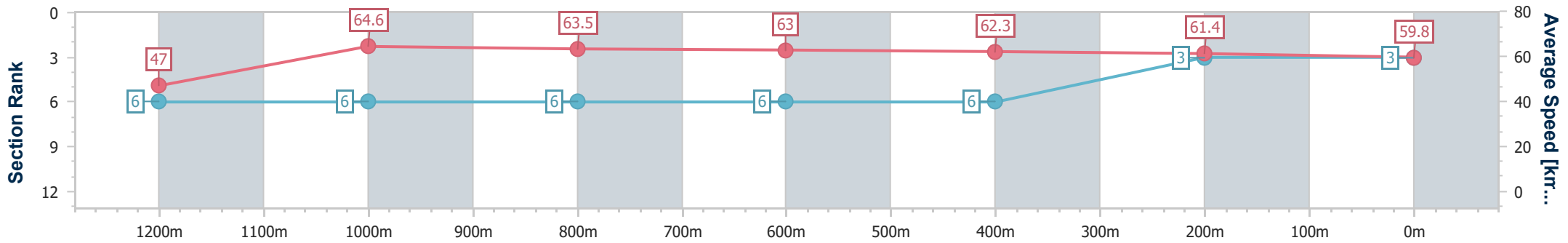
Race 6: IMPERIAL RACING Class 4 Handicap - 1350m

24 October 2024 - 16:55



Track Rating: Good 3, Weather: Overcast, Rail Position: +6m Entire

Section	Overall	1200m	1000m	800m	600m	400m	200m
Section Times	1:20.25 [3] (0:11.51)	1:08.74 [6] (0:11.12)	0:57.62 [6] (0:11.28)	0:46.34 [6] (0:11.32)	0:35.02 [6] (0:11.40)	0:23.62 [6] (0:11.58)	0:12.04 [3] (0:12.04)
Average Speed [km/h]	47.0	64.6	63.5	63.0	62.3	61.4	59.8
Top Speed [km/h]	63.8	65.8	64.6	63.4	63.8	62.3	61.8
Avg. Dist. to Rail [m]	1.2	0.9	1.8	3.1	3.3	2.0	0.6
Avg. Stride Freq. [Hz]	2.3	2.3	2.2	2.2	2.2	2.2	2.2
Avg. Stride Length [m]	6.6	7.9	7.9	7.9	7.8	7.7	7.5



- [] Ranking at each section and finish
- .-.- No data available at this section
- NA No data available



Horse/Jockey Name	Cool Encounter
Final Rank	4
Fastest Section Time (Section)	0:10.94 (1200m)
Top Speed [km/h] (Section)	67.0 (1200m)
Race State	Finished



Ipswich QLD Professional

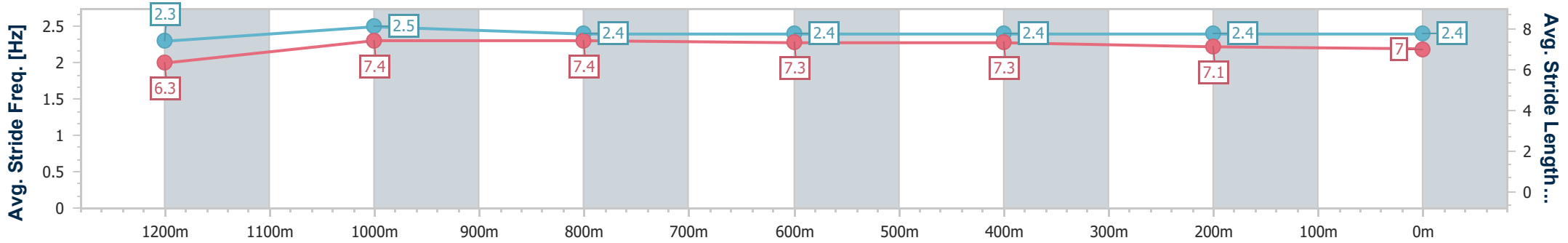
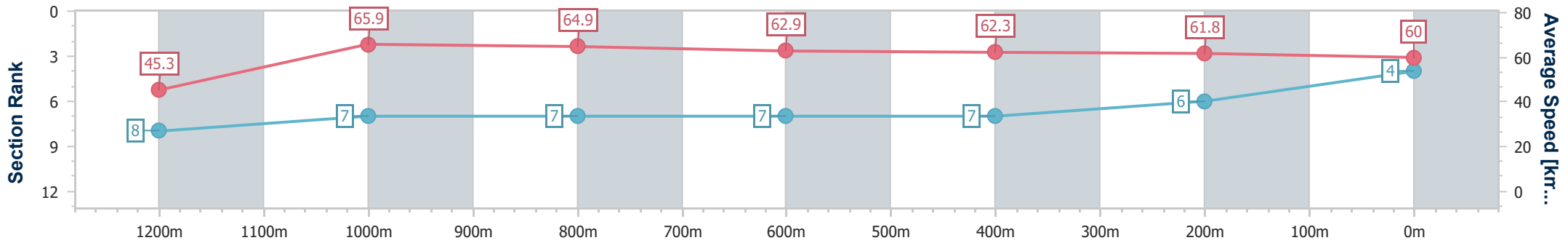
Race 6: IMPERIAL RACING Class 4 Handicap - 1350m

24 October 2024 - 16:55



Track Rating: Good 3, Weather: Overcast, Rail Position: +6m Entire

Section	Overall	1200m	1000m	800m	600m	400m	200m
Section Times	1:20.51 [4] (0:11.89)	1:08.62 [8] (0:10.94)	0:57.68 [7] (0:11.13)	0:46.55 [7] (0:11.39)	0:35.16 [7] (0:11.51)	0:23.65 [7] (0:11.65)	0:12.00 [6]
Average Speed [km/h]	45.3	65.9	64.9	62.9	62.3	61.8	60.0
Top Speed [km/h]	63.7	67.0	65.4	65.3	64.2	62.4	61.7
Avg. Dist. to Rail [m]	5.2	1.1	0.4	0.6	0.8	0.3	1.5
Avg. Stride Freq. [Hz]	2.3	2.5	2.4	2.4	2.4	2.4	2.4
Avg. Stride Length [m]	6.3	7.4	7.4	7.3	7.3	7.1	7.0



- [] Ranking at each section and finish
- .-.- No data available at this section
- NA No data available



Horse/Jockey Name	Too Hard To Refuse
Final Rank	5
Fastest Section Time (Section)	0:10.96 (1200m)
Top Speed [km/h] (Section)	66.5 (1000m)
Race State	Finished



Ipswich QLD Professional

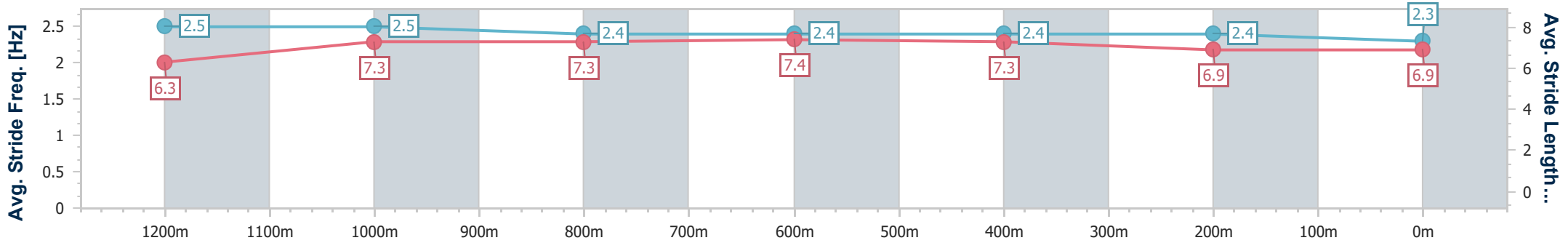
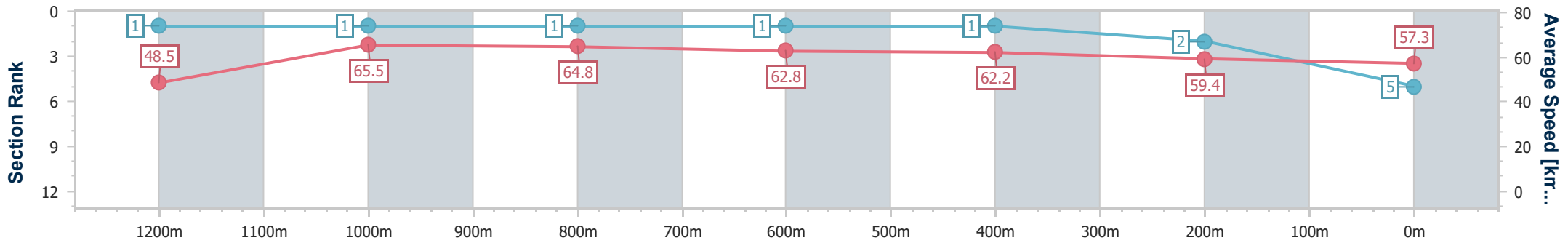
Race 6: IMPERIAL RACING Class 4 Handicap - 1350m

24 October 2024 - 16:55



Track Rating: Good 3, Weather: Overcast, Rail Position: +6m Entire

Section	Overall	1200m	1000m	800m	600m	400m	200m
Section Times	1:20.60 [5] (0:11.14)	1:09.46 [1] (0:10.96)	0:58.50 [1] (0:11.09)	0:47.41 [1] (0:11.36)	0:36.05 [1] (0:11.50)	0:24.55 [1] (0:11.95)	0:12.60 [2] (0:12.60)
Average Speed [km/h]	48.5	65.5	64.8	62.8	62.2	59.4	57.3
Top Speed [km/h]	65.2	66.3	66.5	63.5	63.2	60.9	59.1
Avg. Dist. to Rail [m]	1.5	1.1	1.0	1.8	2.2	2.2	1.9
Avg. Stride Freq. [Hz]	2.5	2.5	2.4	2.4	2.4	2.4	2.3
Avg. Stride Length [m]	6.3	7.3	7.3	7.4	7.3	6.9	6.9



- [] Ranking at each section and finish
- .-.- No data available at this section
- NA No data available



Horse/Jockey Name	Smokin' Toff
Final Rank	6
Fastest Section Time (Section)	0:11.05 (1200m)
Top Speed [km/h] (Section)	66.0 (1200m)
Race State	Finished



Ipswich QLD Professional

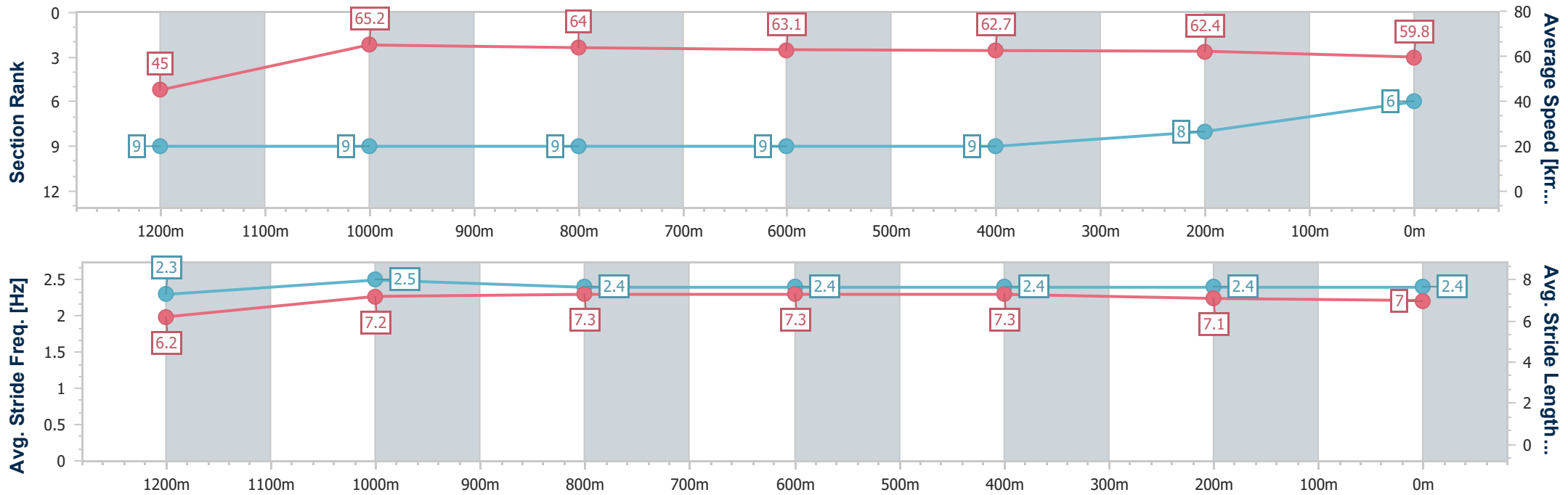
Race 6: IMPERIAL RACING Class 4 Handicap - 1350m

24 October 2024 - 16:55



Track Rating: Good 3, Weather: Overcast, Rail Position: +6m Entire

Section	Overall	1200m	1000m	800m	600m	400m	200m
Section Times	1:20.66 [6] (0:11.99)	1:08.67 [9] (0:11.05)	0:57.62 [9] (0:11.25)	0:46.37 [9] (0:11.33)	0:35.04 [9] (0:11.42)	0:23.62 [9] (0:11.62)	0:12.00 [8]
Average Speed [km/h]	45.0	65.2	64.0	63.1	62.7	62.4	59.8
Top Speed [km/h]	65.1	66.0	64.8	64.8	64.4	62.9	61.8
Avg. Dist. to Rail [m]	4.3	0.5	0.5	1.5	1.0	1.5	3.4
Avg. Stride Freq. [Hz]	2.3	2.5	2.4	2.4	2.4	2.4	2.4
Avg. Stride Length [m]	6.2	7.2	7.3	7.3	7.3	7.1	7.0



- [] Ranking at each section and finish
- .-.- No data available at this section
- NA No data available



Horse/Jockey Name	Famous Pedrille
Final Rank	7
Fastest Section Time (Section)	0:11.03 (1200m)
Top Speed [km/h] (Section)	66.2 (1000m)
Race State	Finished



Ipswich QLD Professional

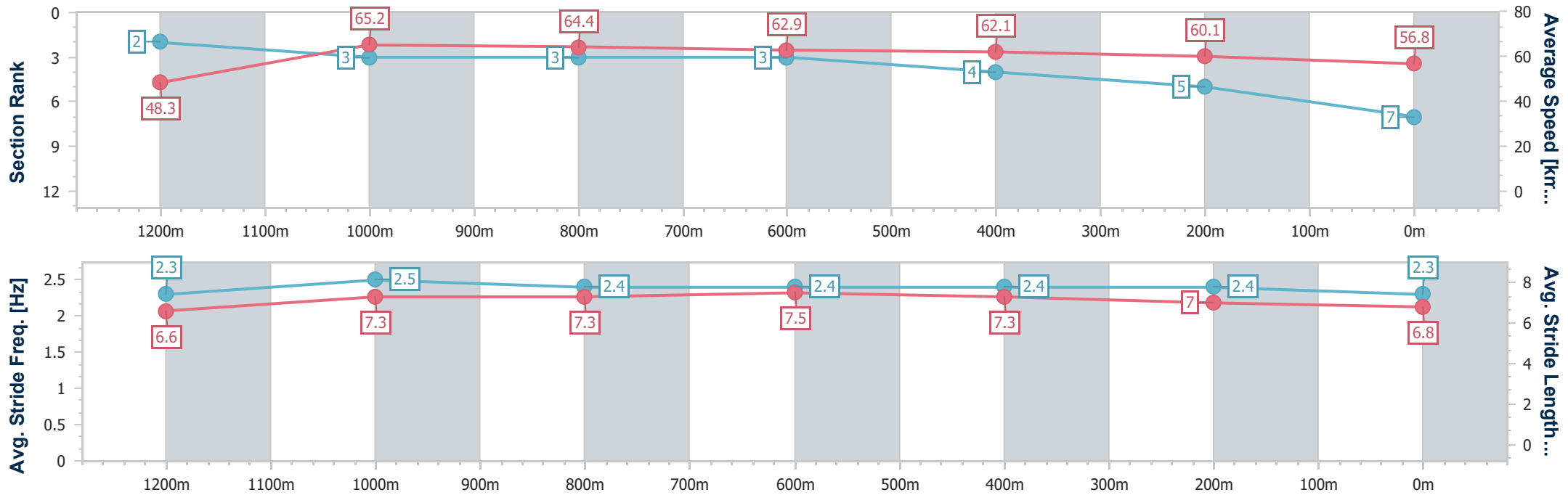
Race 6: IMPERIAL RACING Class 4 Handicap - 1350m

24 October 2024 - 16:55



Track Rating: Good 3, Weather: Overcast, Rail Position: +6m Entire

Section	Overall	1200m	1000m	800m	600m	400m	200m
Section Times	1:21.07 [7] (0:11.24)	1:09.83 [2] (0:11.03)	0:58.80 [3] (0:11.17)	0:47.63 [3] (0:11.44)	0:36.19 [3] (0:11.55)	0:24.64 [4] (0:11.98)	0:12.66 [5] (0:12.66)
Average Speed [km/h]	48.3	65.2	64.4	62.9	62.1	60.1	56.8
Top Speed [km/h]	64.4	65.9	66.2	64.4	63.5	61.6	59.5
Avg. Dist. to Rail [m]	0.7	0.7	0.4	0.5	0.9	1.7	4.3
Avg. Stride Freq. [Hz]	2.3	2.5	2.4	2.4	2.4	2.4	2.3
Avg. Stride Length [m]	6.6	7.3	7.3	7.5	7.3	7.0	6.8



- [] Ranking at each section and finish
- .-.- No data available at this section
- NA No data available



Horse/Jockey Name	Al Ash Lad
Final Rank	8
Fastest Section Time (Section)	0:10.84 (1200m)
Top Speed [km/h] (Section)	67.3 (1200m)
Race State	Finished



Ipswich QLD Professional

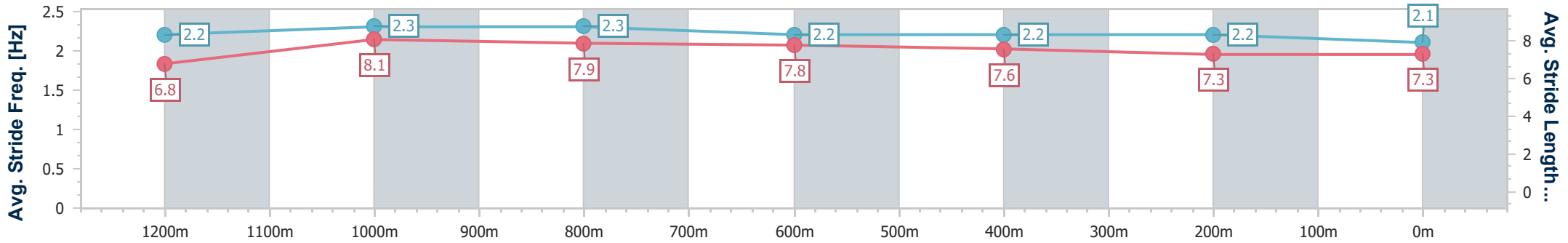
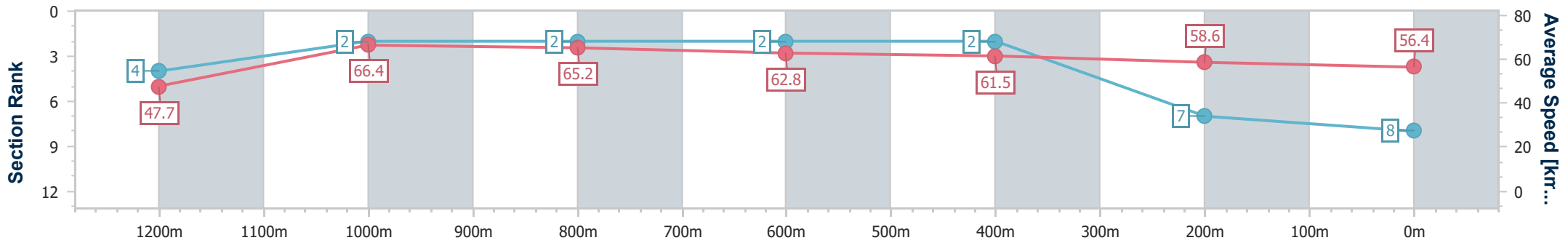
Race 6: IMPERIAL RACING Class 4 Handicap - 1350m

24 October 2024 - 16:55



Track Rating: Good 3, Weather: Overcast, Rail Position: +6m Entire

Section	Overall	1200m	1000m	800m	600m	400m	200m
Section Times	1:21.24 [8] (0:11.34)	1:09.90 [4] (0:10.84)	0:59.06 [2] (0:11.08)	0:47.98 [2] (0:11.41)	0:36.57 [2] (0:11.67)	0:24.90 [2] (0:12.17)	0:12.73 [7] (0:12.73)
Average Speed [km/h]	47.7	66.4	65.2	62.8	61.5	58.6	56.4
Top Speed [km/h]	65.0	67.3	66.9	63.6	62.8	60.6	58.0
Avg. Dist. to Rail [m]	3.9	2.8	0.9	0.5	1.4	1.2	0.6
Avg. Stride Freq. [Hz]	2.2	2.3	2.3	2.2	2.2	2.2	2.1
Avg. Stride Length [m]	6.8	8.1	7.9	7.8	7.6	7.3	7.3



- [] Ranking at each section and finish
- .-.- No data available at this section
- NA No data available



Horse/Jockey Name	Launch Pad
Final Rank	9
Fastest Section Time (Section)	0:11.00 (1200m)
Top Speed [km/h] (Section)	66.6 (1200m)
Race State	Finished



Ipswich QLD Professional

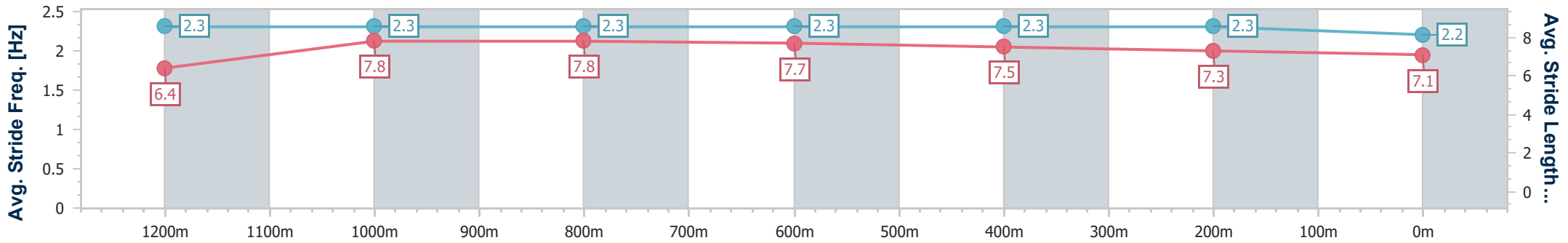
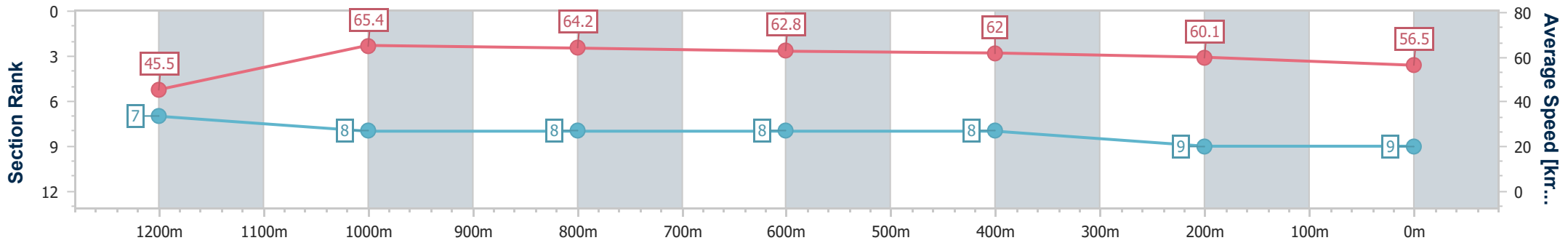
Race 6: IMPERIAL RACING Class 4 Handicap - 1350m

24 October 2024 - 16:55



Track Rating: Good 3, Weather: Overcast, Rail Position: +6m Entire

Section	Overall	1200m	1000m	800m	600m	400m	200m
Section Times	1:21.61 [9] (0:11.87)	1:09.74 [7] (0:11.00)	0:58.74 [8] (0:11.16)	0:47.58 [8] (0:11.36)	0:36.22 [8] (0:11.51)	0:24.71 [8] (0:11.93)	0:12.78 [9] (0:12.78)
Average Speed [km/h]	45.5	65.4	64.2	62.8	62.0	60.1	56.5
Top Speed [km/h]	64.4	66.6	64.8	64.0	62.9	61.4	58.7
Avg. Dist. to Rail [m]	3.0	1.2	1.5	2.1	2.1	1.1	0.7
Avg. Stride Freq. [Hz]	2.3	2.3	2.3	2.3	2.3	2.3	2.2
Avg. Stride Length [m]	6.4	7.8	7.8	7.7	7.5	7.3	7.1



- [] Ranking at each section and finish
- .-.- No data available at this section
- NA No data available