



**Aquis Park Gold Coast Poly QLD Professional**  
**Race 3: Happy Birthday Marilyn Burtenshaw BENCHMARK 68 Handicap - 1200m**  
**26 October 2024 - 14:14**



Track Rating: Synthetic, Weather: Fine, Rail Position: True

Section		Overall	1000m	800m	600m	400m	200m	Last 600m					
Field Times		1:09.78 (0:13.35)	0:56.43 (0:10.75)	0:45.68 (0:10.96)	0:34.72 (0:11.06)	0:23.66 (0:11.58)	0:12.08 (0:12.08)	0:34.72					
Rank	TAB Horse/Jockey	Barrier	Top Speed [km/h]	Fastest Section	Margin							Distance Travelled [m]	
1	7 <b>GERRYMANDER</b> Jason Taylor	5	68.2 Overall	0:10.82 1000m	1:09.78 [1] (0:13.35)	0:56.43 [1] (0:10.82)	0:45.61 [2] (0:11.04)	0:34.57 [2] (0:11.03)	0:23.54 [2] (0:11.46)	0:12.08 [1] (0:12.08)	1:09.78	0:34.57	
2	4 <b>CADERAS</b> Michael Cahill	6	68.4 1000m	0:10.68 1000m	1:10.21 [2] (0:13.82)	0:56.39 [5] (0:10.68)	0:45.71 [5] (0:11.04)	0:34.67 [5] (0:11.12)	0:23.55 [5] (0:11.45)	0:12.10 [4] (0:12.10)	2.5L	0:34.67	+5
3	5 <b>WHISKEY DANCER</b> Micheal Hellyer	2	67.9 600m	0:10.78 1000m	1:10.29 [3] (0:13.51)	0:56.78 [3] (0:10.78)	0:46.00 [3] (0:11.10)	0:34.90 [4] (0:11.05)	0:23.85 [3] (0:11.56)	0:12.29 [3] (0:12.29)	2.9L	0:34.90	+2
4	2 <b>SONNY DAZE</b> Sariah Champkin	4	68.5 1000m	0:10.65 1000m	1:10.35 [4] (0:13.45)	0:56.90 [2] (0:10.65)	0:46.25 [1] (0:10.96)	0:35.29 [1] (0:11.06)	0:24.23 [1] (0:11.67)	0:12.56 [2] (0:12.56)	3.1L	0:35.29	-3
5	1 <b>DEMITASSE</b> Sean Cormack	1	68.3 1000m	0:10.76 1000m	1:10.89 [5] (0:13.71)	0:57.18 [4] (0:10.76)	0:46.42 [4] (0:10.89)	0:35.53 [3] (0:11.11)	0:24.42 [4] (0:11.73)	0:12.69 [5] (0:12.69)	6.1L	0:35.53	-3

Scratched: Damiani (#6), Data Patch (#3)

[ ] Ranking at each section and finish  
 -:-:- No data available at this section  
 NA No data available

SCN Saddle cloth number  
 DNF Did not finish  
 DNT Did not track



Horse/Jockey Name	Gerrymander
Final Rank	1
Fastest Section Time (Section)	0:10.82 (1000m)
Top Speed [km/h] (Section)	68.2 (Overall)
Race State	Finished



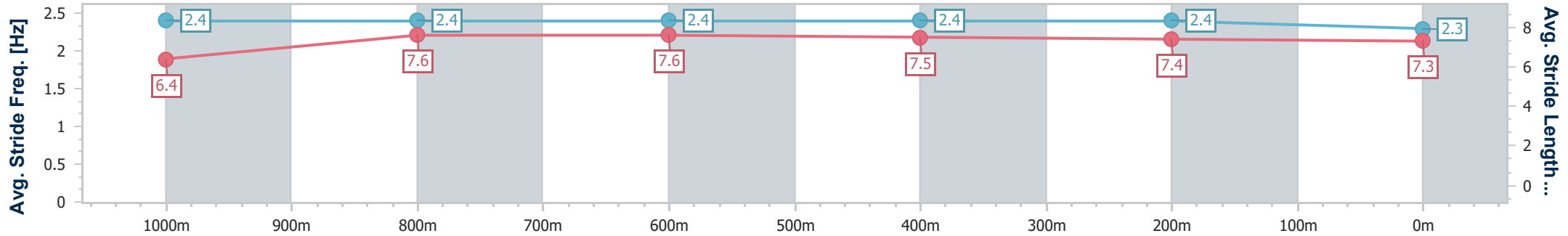
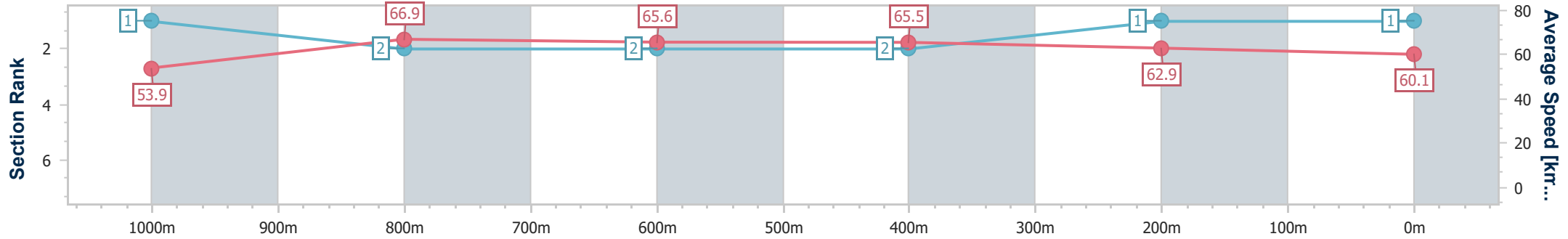
Aquis Park Gold Coast Poly QLD Professional  
 Race 3: Happy Birthday Marlyn Burtenshaw BENCHMARK 68  
 Handicap - 1200m



26 October 2024 - 14:14

Track Rating: Synthetic, Weather: Fine, Rail Position: True

Section	Overall	1000m	800m	600m	400m	200m
Section Times	1:09.78 [1] (0:13.35)	0:56.43 [1] (0:10.82)	0:45.61 [2] (0:11.04)	0:34.57 [2] (0:11.03)	0:23.54 [2] (0:11.46)	0:12.08 [1] (0:12.08)
Average Speed [km/h]	53.9	66.9	65.6	65.5	62.9	60.1
Top Speed [km/h]	68.2	67.8	67.5	67.6	64.3	61.6
Avg. Dist. to Rail [m]	2.9	1.4	0.9	1.3	1.9	2.9
Avg. Stride Freq. [Hz]	2.4	2.4	2.4	2.4	2.4	2.3
Avg. Stride Length [m]	6.4	7.6	7.6	7.5	7.4	7.3



- [ ] Ranking at each section and finish
- .-.- No data available at this section
- NA No data available



Horse/Jockey Name	Caderas
Final Rank	2
Fastest Section Time (Section)	0:10.68 (1000m)
Top Speed [km/h] (Section)	68.4 (1000m)
Race State	Finished



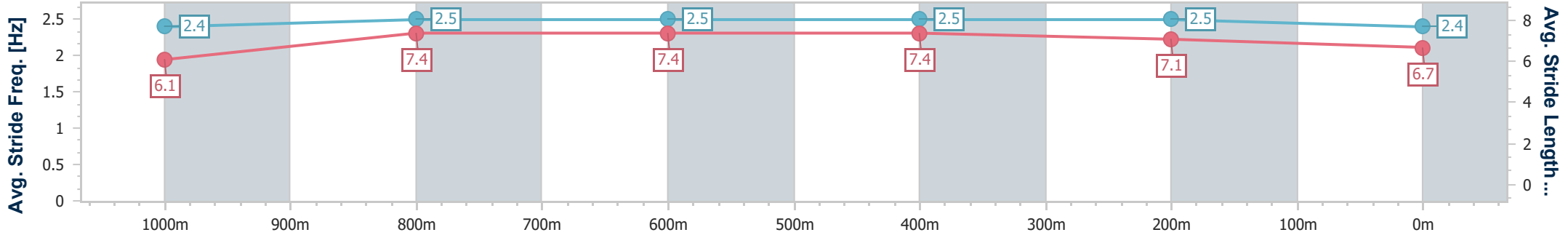
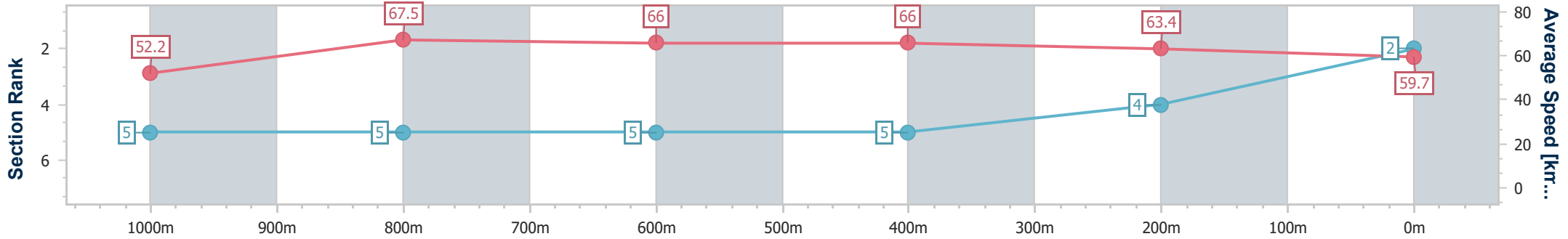
Aquis Park Gold Coast Poly QLD Professional  
Race 3: Happy Birthday Marlyn Burtenshaw BENCHMARK 68  
Handicap - 1200m



26 October 2024 - 14:14

Track Rating: Synthetic, Weather: Fine, Rail Position: True

Section	Overall	1000m	800m	600m	400m	200m
Section Times	1:10.21 [2] (0:13.82)	0:56.39 [5] (0:10.68)	0:45.71 [5] (0:11.04)	0:34.67 [5] (0:11.12)	0:23.55 [5] (0:11.45)	0:12.10 [4]
Average Speed [km/h]	52.2	67.5	66.0	66.0	63.4	59.7
Top Speed [km/h]	66.9	68.4	67.2	66.8	65.4	62.8
Avg. Dist. to Rail [m]	3.4	1.0	2.1	3.9	5.0	7.0
Avg. Stride Freq. [Hz]	2.4	2.5	2.5	2.5	2.5	2.4
Avg. Stride Length [m]	6.1	7.4	7.4	7.4	7.1	6.7



- [ ] Ranking at each section and finish
- .-.- No data available at this section
- NA No data available



Horse/Jockey Name	Whiskey Dancer
Final Rank	3
Fastest Section Time (Section)	0:10.78 (1000m)
Top Speed [km/h] (Section)	67.9 (600m)
Race State	Finished



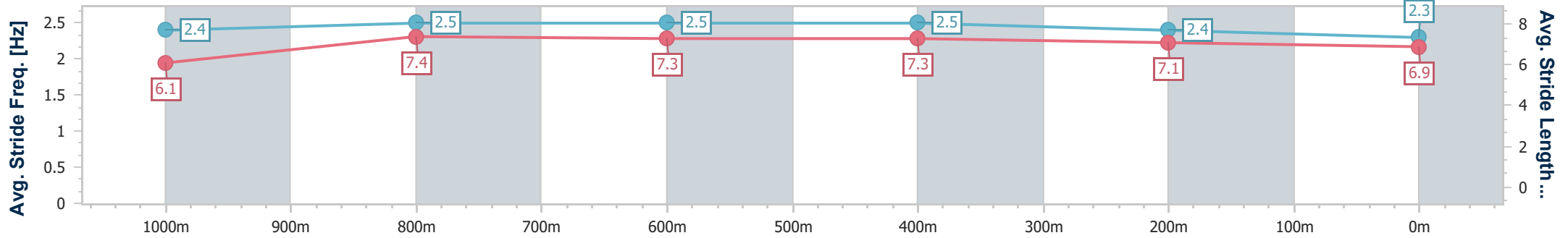
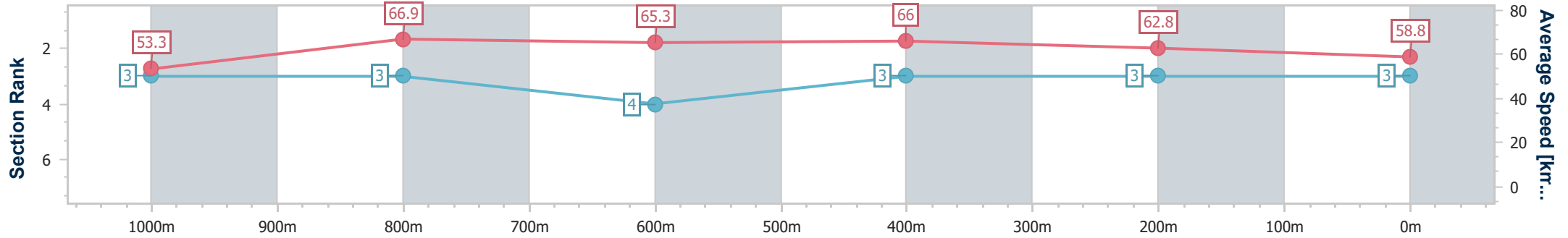
Aquis Park Gold Coast Poly QLD Professional  
Race 3: Happy Birthday Marlyn Burtenshaw BENCHMARK 68  
Handicap - 1200m



26 October 2024 - 14:14

Track Rating: Synthetic, Weather: Fine, Rail Position: True

Section	Overall	1000m	800m	600m	400m	200m
Section Times	1:10.29 [3] (0:13.51)	0:56.78 [3] (0:10.78)	0:46.00 [3] (0:11.10)	0:34.90 [4] (0:11.05)	0:23.85 [3] (0:11.56)	0:12.29 [3] (0:12.29)
Average Speed [km/h]	53.3	66.9	65.3	66.0	62.8	58.8
Top Speed [km/h]	66.8	67.0	66.7	67.9	63.6	60.8
Avg. Dist. to Rail [m]	0.8	0.3	1.6	3.0	3.2	4.6
Avg. Stride Freq. [Hz]	2.4	2.5	2.5	2.5	2.4	2.3
Avg. Stride Length [m]	6.1	7.4	7.3	7.3	7.1	6.9



- [ ] Ranking at each section and finish
- .-.- No data available at this section
- NA No data available



Horse/Jockey Name	Sonny Daze
Final Rank	4
Fastest Section Time (Section)	0:10.65 (1000m)
Top Speed [km/h] (Section)	68.5 (1000m)
Race State	Finished



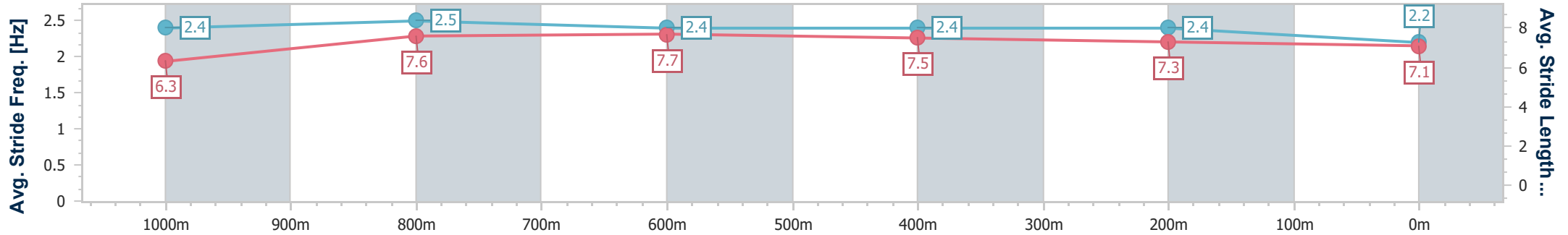
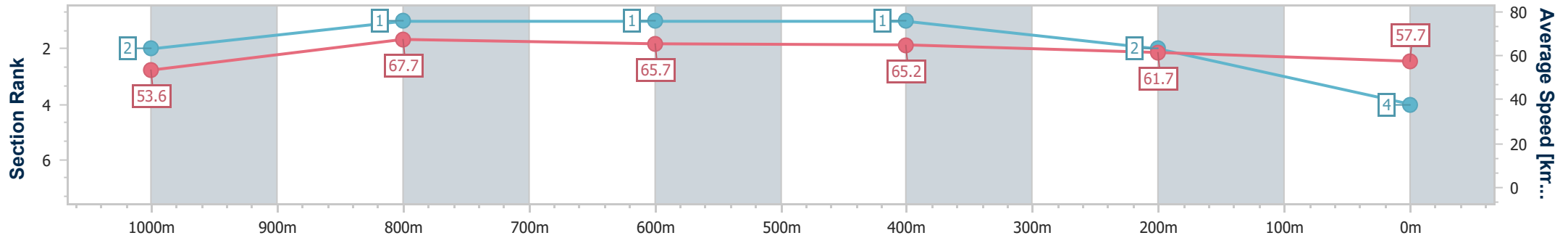
Aquis Park Gold Coast Poly QLD Professional  
Race 3: Happy Birthday Marlyn Burtenshaw BENCHMARK 68  
Handicap - 1200m



26 October 2024 - 14:14

Track Rating: Synthetic, Weather: Fine, Rail Position: True

Section	Overall	1000m	800m	600m	400m	200m
Section Times	1:10.35 [4] (0:13.45)	0:56.90 [2] (0:10.65)	0:46.25 [1] (0:10.96)	0:35.29 [1] (0:11.06)	0:24.23 [1] (0:11.67)	0:12.56 [2] (0:12.56)
Average Speed [km/h]	53.6	67.7	65.7	65.2	61.7	57.7
Top Speed [km/h]	68.1	68.5	66.9	67.3	63.8	59.3
Avg. Dist. to Rail [m]	1.4	0.3	0.3	0.3	1.6	2.3
Avg. Stride Freq. [Hz]	2.4	2.5	2.4	2.4	2.4	2.2
Avg. Stride Length [m]	6.3	7.6	7.7	7.5	7.3	7.1



- [ ] Ranking at each section and finish
- .-.- No data available at this section
- NA No data available



Horse/Jockey Name	Demitasse
Final Rank	5
Fastest Section Time (Section)	0:10.76 (1000m)
Top Speed [km/h] (Section)	68.3 (1000m)
Race State	Finished



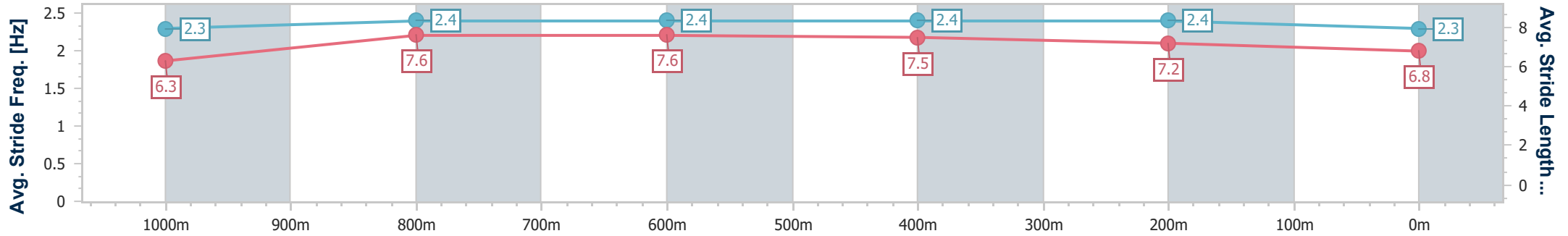
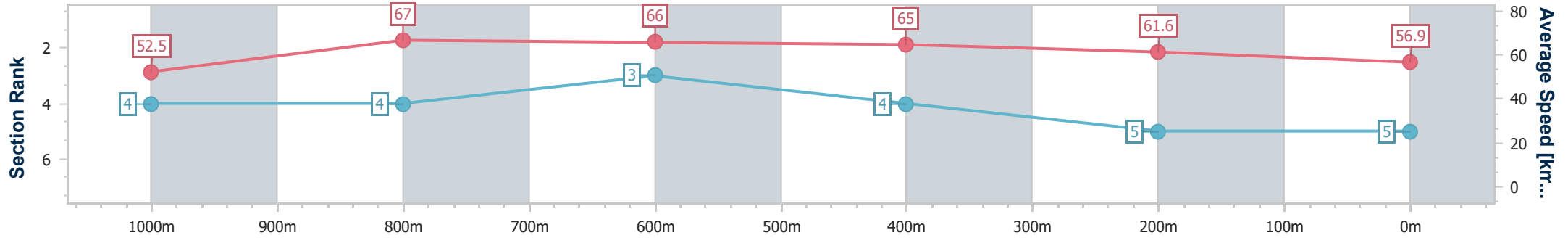
Aquis Park Gold Coast Poly QLD Professional  
Race 3: Happy Birthday Marlyn Burtenshaw BENCHMARK 68  
Handicap - 1200m



26 October 2024 - 14:14

Track Rating: Synthetic, Weather: Fine, Rail Position: True

Section	Overall	1000m	800m	600m	400m	200m
Section Times	1:10.89 [5] (0:13.71)	0:57.18 [4] (0:10.76)	0:46.42 [4] (0:10.89)	0:35.53 [3] (0:11.11)	0:24.42 [4] (0:11.73)	0:12.69 [5] (0:12.69)
Average Speed [km/h]	52.5	67.0	66.0	65.0	61.6	56.9
Top Speed [km/h]	66.8	68.3	66.9	67.1	63.3	60.8
Avg. Dist. to Rail [m]	0.4	0.1	0.5	0.4	1.3	1.0
Avg. Stride Freq. [Hz]	2.3	2.4	2.4	2.4	2.4	2.3
Avg. Stride Length [m]	6.3	7.6	7.6	7.5	7.2	6.8



- [ ] Ranking at each section and finish
- .-.- No data available at this section
- NA No data available