



Doomben QLD Professional

Race 2: Stronger First Foals QTIS Two-Years-Old Plate - 1050m

26 October 2024 - 12:14



BRISBANE
RACING CLUB

Track Rating: Good 4, Weather: Fine, Rail Position: +0.5m Entire

Section		Field Times											Last 600m	
		Overall	1000m	800m	600m	400m	200m						0:34.21	
		1:01.04 (0:04.89)	0:56.15 (0:11.05)	0:45.10 (0:10.89)	0:34.21 (0:11.07)	0:23.14 (0:11.02)	0:12.12 (0:12.12)							
Rank	TAB Horse/Jockey	Barrier	Top Speed [km/h]	Fastest Section								Margin	Distance Travelled [m]	
1	1 BETTERLUCKNEXTTIME Nikita Beriman	4	68.8 600m	0:05.02 Overall	1:01.04 [1] (0:05.02)	0:56.02 [2] (0:11.13)	0:44.89 [4] (0:10.90)	0:33.99 [3] (0:11.16)	0:22.83 [3] (0:10.93)	0:11.90 [2] (0:11.90)	1:01.04	0:33.99		
2	5 CANOODLING Emily Lang	5	68.3 800m	0:05.04 Overall	1:01.21 [2] (0:05.04)	0:56.17 [3] (0:10.96)	0:45.21 [2] (0:10.83)	0:34.38 [1] (0:11.07)	0:23.31 [1] (0:11.02)	0:12.29 [1] (0:12.29)	1.04L	0:34.38	+0	
3	8 LA BELLA BOOM Angela Jones	7	68.4 800m	0:05.19 Overall	1:01.23 [3] (0:05.19)	0:56.04 [5] (0:11.24)	0:44.80 [6] (0:10.95)	0:33.85 [6] (0:11.19)	0:22.66 [6] (0:10.89)	0:11.77 [5] (0:11.77)	1.17L	0:33.85	+6	
4	10 TINKERBELLA Hannah Richardson	2	68.3 1000m	0:04.89 Overall	1:01.36 [4] (0:04.89)	0:56.47 [1] (0:11.05)	0:45.42 [1] (0:10.95)	0:34.47 [2] (0:11.16)	0:23.31 [2] (0:11.16)	0:12.15 [3] (0:12.15)	1.9L	0:34.47	+0	
5	9 LOVE TO TORQUE Kyle Wilson-Taylor	1	67.8 600m	0:05.04 Overall	1:01.48 [5] (0:05.04)	0:56.44 [3] (0:11.21)	0:45.23 [5] (0:10.98)	0:34.25 [5] (0:11.17)	0:23.08 [4] (0:11.04)	0:12.04 [4] (0:12.04)	2.61L	0:34.25	-2	
6	3 TURBO TORQUE Jake Bayliss	6	67.0 800m	0:05.25 Overall	1:01.68 [6] (0:05.25)	0:56.43 [7] (0:11.49)	0:44.94 [8] (0:10.98)	0:33.96 [8] (0:11.02)	0:22.94 [8] (0:10.98)	0:11.96 [7] (0:11.96)	3.79L	0:33.96	-3	
7	6 EGYPTIAN GODDESS Samantha Collett	8	69.5 1000m	0:05.24 Overall	1:02.06 [7] (0:05.24)	0:56.82 [6] (0:10.85)	0:45.97 [3] (0:11.00)	0:34.97 [4] (0:11.32)	0:23.65 [5] (0:11.06)	0:12.59 [6] (0:12.59)	6.03L	0:34.97	+6	
8	7 HAPPY COFFEE Robbie Dolan	3	69.2 800m	0:05.29 Overall	1:02.11 [8] (0:05.29)	0:56.82 [8] (0:11.20)	0:45.62 [7] (0:11.07)	0:34.55 [7] (0:11.06)	0:23.49 [7] (0:11.27)	0:12.22 [8] (0:12.22)	6.29L	0:34.55	+1	

Scratched: Mishani Extreme (#2), Cuddles For Kimmy (#4)

[] Ranking at each section and finish
 -:-:- No data available at this section
 NA No data available

SCN Saddle cloth number
 DNF Did not finish
 DNT Did not track



Horse/Jockey Name	Betterlucknexttime
Final Rank	1
Fastest Section Time (Section)	0:05.02 (Overall)
Top Speed [km/h] (Section)	68.8 (600m)
Race State	Finished



Doomben QLD Professional



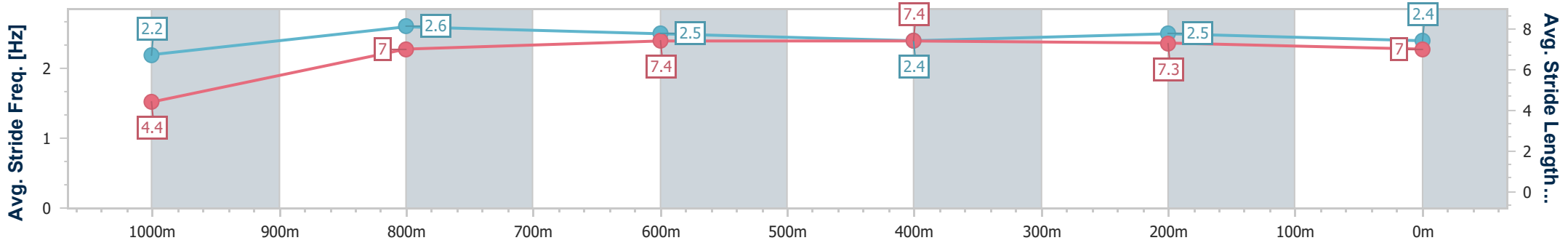
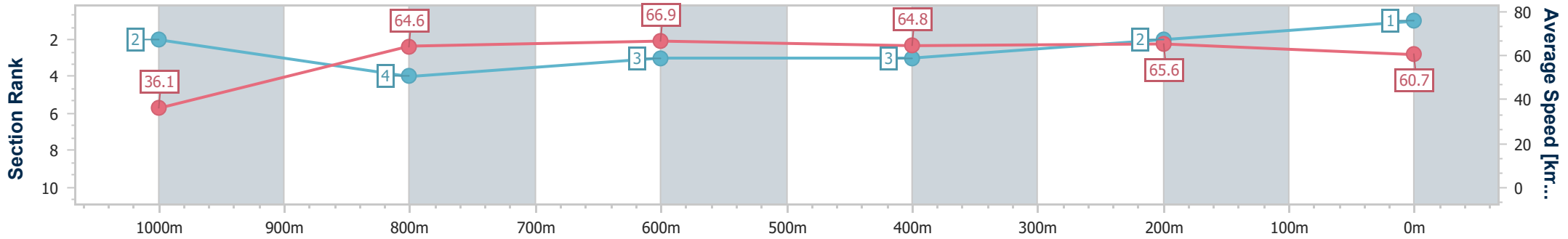
Race 2: Stronger First Foals QTIS Two-Years-Old Plate - 1050m

26 October 2024 - 12:14

BRISBANE RACING CLUB

Track Rating: Good 4, Weather: Fine, Rail Position: +0.5m Entire

Section	Overall	1000m	800m	600m	400m	200m
Section Times	1:01.04 [1] (0:05.02)	0:56.02 [2] (0:11.13)	0:44.89 [4] (0:10.90)	0:33.99 [3] (0:11.16)	0:22.83 [3] (0:10.93)	0:11.90 [2] (0:11.90)
Average Speed [km/h]	36.1	64.6	66.9	64.8	65.6	60.7
Top Speed [km/h]	55.8	68.7	68.2	68.8	68.4	63.6
Avg. Dist. to Rail [m]	5.4	1.0	1.4	1.1	1.1	1.5
Avg. Stride Freq. [Hz]	2.2	2.6	2.5	2.4	2.5	2.4
Avg. Stride Length [m]	4.4	7.0	7.4	7.4	7.3	7.0



- [] Ranking at each section and finish
- .-.- No data available at this section
- NA No data available



Horse/Jockey Name	Canoodling
Final Rank	2
Fastest Section Time (Section)	0:05.04 (Overall)
Top Speed [km/h] (Section)	68.3 (800m)
Race State	Finished



Doomben QLD Professional



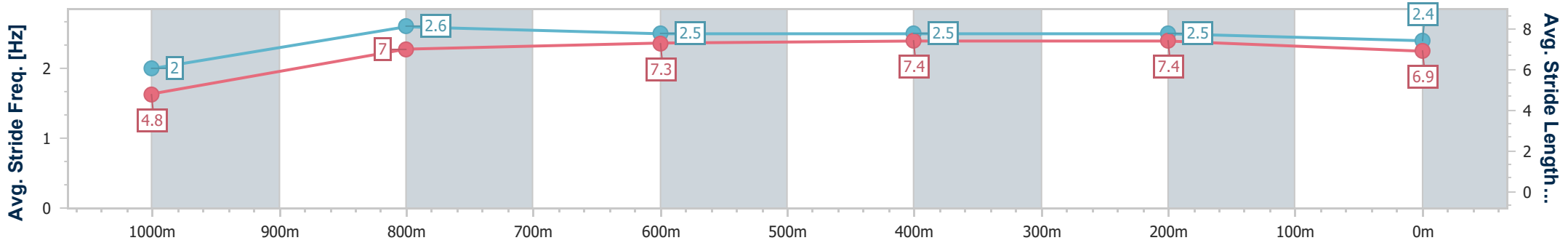
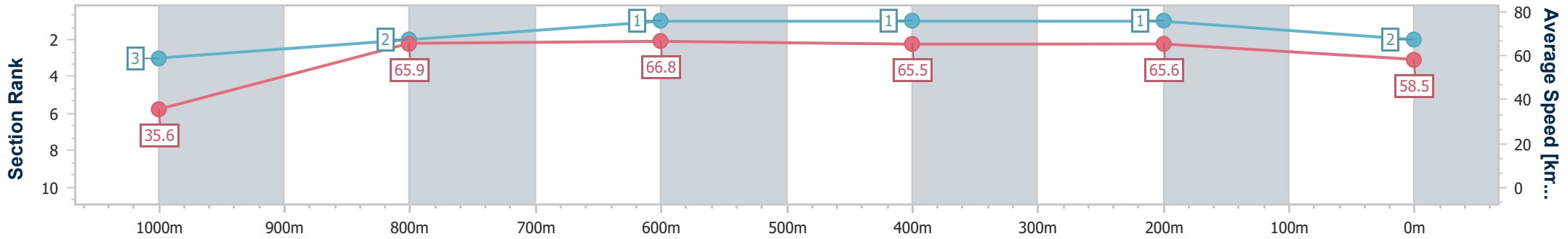
Race 2: Stronger First Foals QTIS Two-Years-Old Plate - 1050m

26 October 2024 - 12:14

Track Rating: Good 4, Weather: Fine, Rail Position: +0.5m Entire

BRISBANE RACING CLUB

Section	Overall	1000m	800m	600m	400m	200m
Section Times	1:01.21 [2] (0:05.04)	0:56.17 [3] (0:10.96)	0:45.21 [2] (0:10.83)	0:34.38 [1] (0:11.07)	0:23.31 [1] (0:11.02)	0:12.29 [1] (0:12.29)
Average Speed [km/h]	35.6	65.9	66.8	65.5	65.6	58.5
Top Speed [km/h]	60.1	68.3	68.3	67.4	67.2	62.4
Avg. Dist. to Rail [m]	6.7	2.1	1.3	1.8	0.8	0.6
Avg. Stride Freq. [Hz]	2.0	2.6	2.5	2.5	2.5	2.4
Avg. Stride Length [m]	4.8	7.0	7.3	7.4	7.4	6.9



- [] Ranking at each section and finish
- .-.- No data available at this section
- NA No data available



Horse/Jockey Name	La Bella Boom
Final Rank	3
Fastest Section Time (Section)	0:05.19 (Overall)
Top Speed [km/h] (Section)	68.4 (800m)
Race State	Finished



Doomben QLD Professional



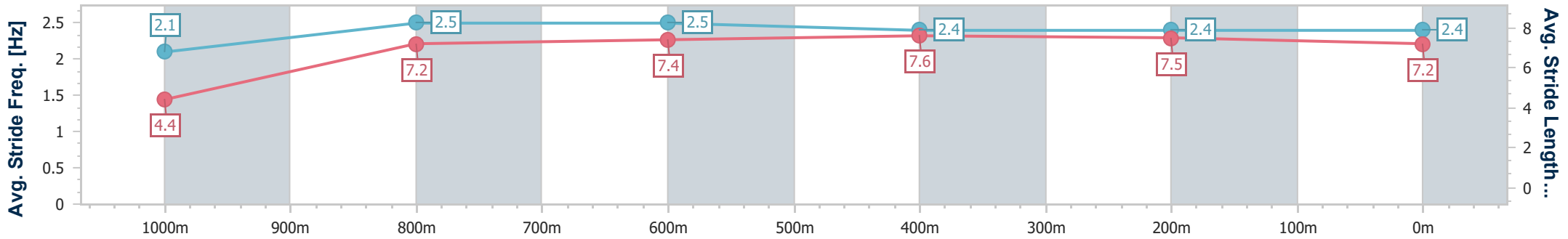
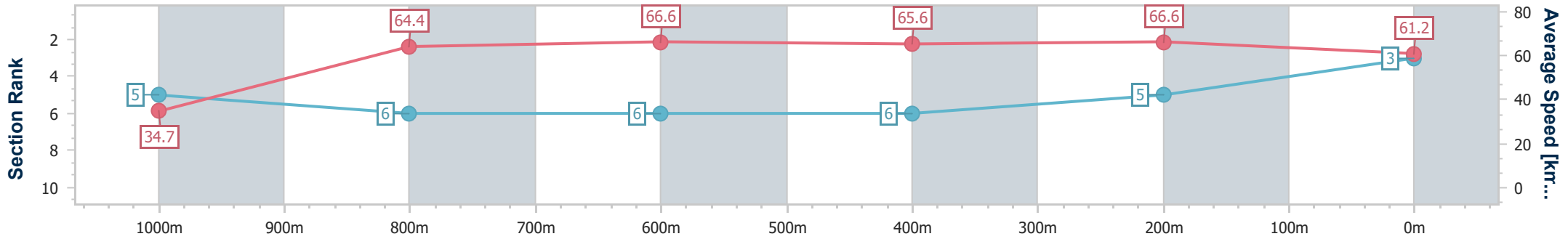
Race 2: Stronger First Foals QTIS Two-Years-Old Plate - 1050m

26 October 2024 - 12:14

Track Rating: Good 4, Weather: Fine, Rail Position: +0.5m Entire

BRISBANE RACING CLUB

Section	Overall	1000m	800m	600m	400m	200m
Section Times	1:01.23 [3] (0:05.19)	0:56.04 [5] (0:11.24)	0:44.80 [6] (0:10.95)	0:33.85 [6] (0:11.19)	0:22.66 [6] (0:10.89)	0:11.77 [5] (0:11.77)
Average Speed [km/h]	34.7	64.4	66.6	65.6	66.6	61.2
Top Speed [km/h]	55.4	68.3	68.4	68.0	68.0	64.3
Avg. Dist. to Rail [m]	8.6	3.1	2.7	3.2	4.5	4.7
Avg. Stride Freq. [Hz]	2.1	2.5	2.5	2.4	2.4	2.4
Avg. Stride Length [m]	4.4	7.2	7.4	7.6	7.5	7.2



- [] Ranking at each section and finish
- .-.- No data available at this section
- NA No data available



Horse/Jockey Name	Tinkerbella
Final Rank	4
Fastest Section Time (Section)	0:04.89 (Overall)
Top Speed [km/h] (Section)	68.3 (1000m)
Race State	Finished



Doomben QLD Professional



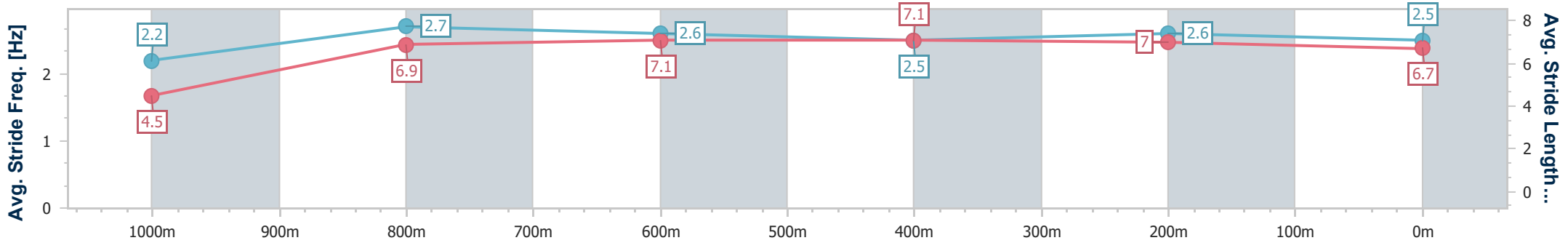
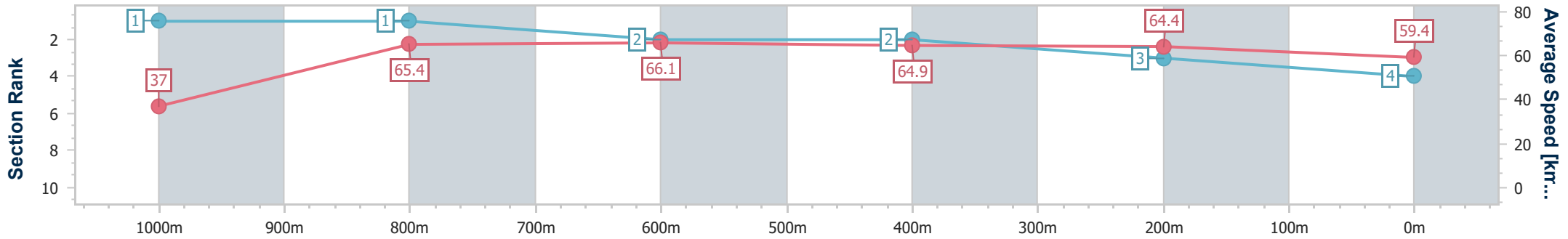
Race 2: Stronger First Foals QTIS Two-Years-Old Plate - 1050m

26 October 2024 - 12:14

Track Rating: Good 4, Weather: Fine, Rail Position: +0.5m Entire

BRISBANE RACING CLUB

Section	Overall	1000m	800m	600m	400m	200m
Section Times	1:01.36 [4] (0:04.89)	0:56.47 [1] (0:11.05)	0:45.42 [1] (0:10.95)	0:34.47 [2] (0:11.16)	0:23.31 [2] (0:11.16)	0:12.15 [3] (0:12.15)
Average Speed [km/h]	37.0	65.4	66.1	64.9	64.4	59.4
Top Speed [km/h]	58.1	68.3	67.6	66.8	65.4	62.8
Avg. Dist. to Rail [m]	3.3	0.5	1.5	0.9	0.6	0.4
Avg. Stride Freq. [Hz]	2.2	2.7	2.6	2.5	2.6	2.5
Avg. Stride Length [m]	4.5	6.9	7.1	7.1	7.0	6.7



- [] Ranking at each section and finish
- .-.- No data available at this section
- NA No data available



Horse/Jockey Name	Love To Torque
Final Rank	5
Fastest Section Time (Section)	0:05.04 (Overall)
Top Speed [km/h] (Section)	67.8 (600m)
Race State	Finished



Doomben QLD Professional



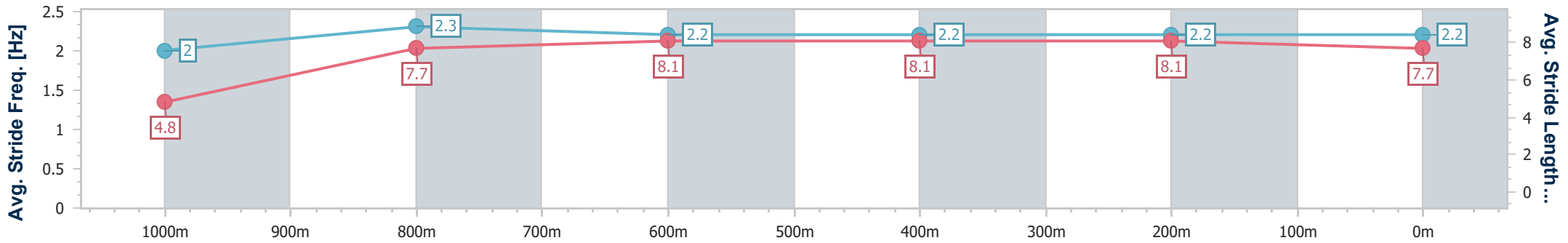
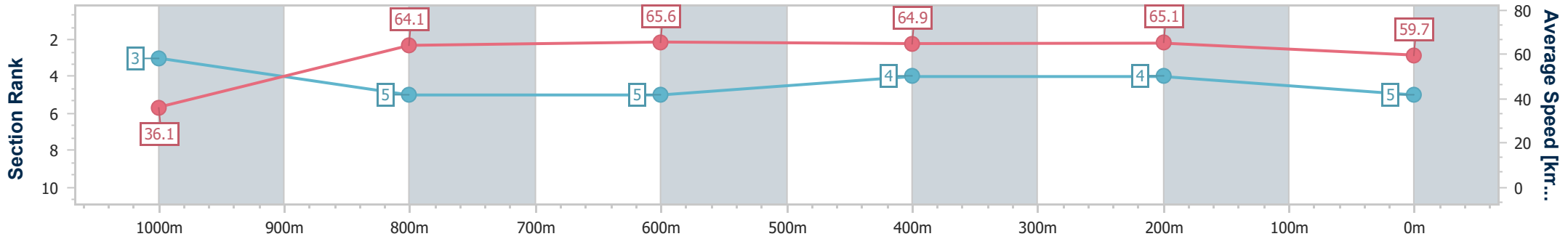
Race 2: Stronger First Foals QTIS Two-Years-Old Plate - 1050m

26 October 2024 - 12:14

Track Rating: Good 4, Weather: Fine, Rail Position: +0.5m Entire

BRISBANE RACING CLUB

Section	Overall	1000m	800m	600m	400m	200m
Section Times	1:01.48 [5] (0:05.04)	0:56.44 [3] (0:11.21)	0:45.23 [5] (0:10.98)	0:34.25 [5] (0:11.17)	0:23.08 [4] (0:11.04)	0:12.04 [4] (0:12.04)
Average Speed [km/h]	36.1	64.1	65.6	64.9	65.1	59.7
Top Speed [km/h]	56.5	67.4	67.8	67.8	66.1	62.7
Avg. Dist. to Rail [m]	2.1	1.1	1.1	1.1	0.6	1.2
Avg. Stride Freq. [Hz]	2.0	2.3	2.2	2.2	2.2	2.2
Avg. Stride Length [m]	4.8	7.7	8.1	8.1	8.1	7.7



- [] Ranking at each section and finish
- .-.- No data available at this section
- NA No data available



Horse/Jockey Name	Turbo Torque
Final Rank	6
Fastest Section Time (Section)	0:05.25 (Overall)
Top Speed [km/h] (Section)	67.0 (800m)
Race State	Finished



Doomben QLD Professional



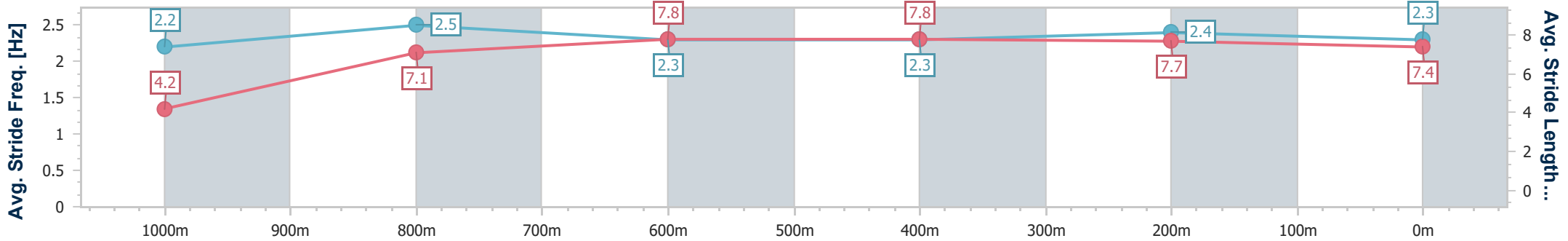
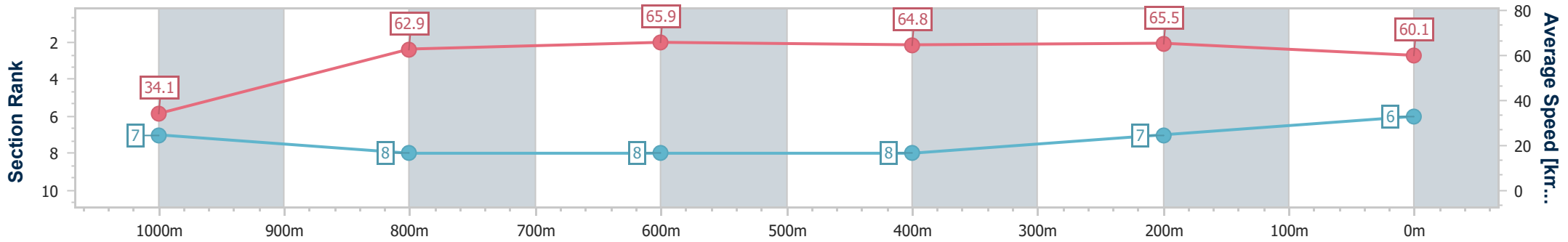
Race 2: Stronger First Foals QTIS Two-Years-Old Plate - 1050m

26 October 2024 - 12:14

Track Rating: Good 4, Weather: Fine, Rail Position: +0.5m Entire

BRISBANE RACING CLUB

Section	Overall	1000m	800m	600m	400m	200m
Section Times	1:01.68 [6] (0:05.25)	0:56.43 [7] (0:11.49)	0:44.94 [8] (0:10.98)	0:33.96 [8] (0:11.02)	0:22.94 [8] (0:10.98)	0:11.96 [7] (0:11.96)
Average Speed [km/h]	34.1	62.9	65.9	64.8	65.5	60.1
Top Speed [km/h]	55.3	65.3	67.0	66.9	66.6	64.0
Avg. Dist. to Rail [m]	7.6	2.4	0.4	1.0	1.8	2.3
Avg. Stride Freq. [Hz]	2.2	2.5	2.3	2.3	2.4	2.3
Avg. Stride Length [m]	4.2	7.1	7.8	7.8	7.7	7.4



- [] Ranking at each section and finish
- .-.- No data available at this section
- NA No data available



Horse/Jockey Name	Egyptian Goddess
Final Rank	7
Fastest Section Time (Section)	0:05.24 (Overall)
Top Speed [km/h] (Section)	69.5 (1000m)
Race State	Finished



Doomben QLD Professional



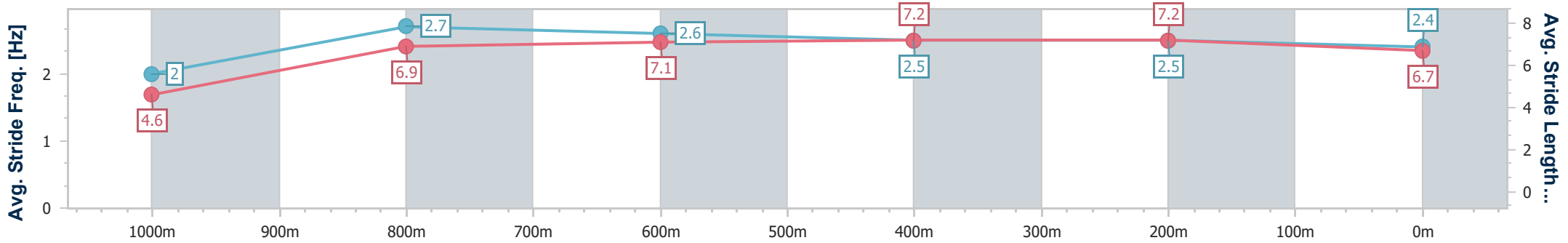
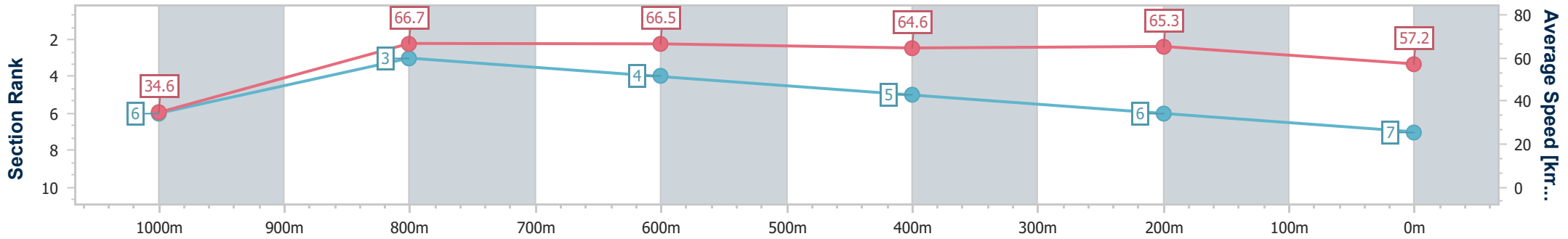
Race 2: Stronger First Foals QTIS Two-Years-Old Plate - 1050m

26 October 2024 - 12:14

BRISBANE RACING CLUB

Track Rating: Good 4, Weather: Fine, Rail Position: +0.5m Entire

Section	Overall	1000m	800m	600m	400m	200m
Section Times	1:02.06 [7] (0:05.24)	0:56.82 [6] (0:10.85)	0:45.97 [3] (0:11.00)	0:34.97 [4] (0:11.32)	0:23.65 [5] (0:11.06)	0:12.59 [6] (0:12.59)
Average Speed [km/h]	34.6	66.7	66.5	64.6	65.3	57.2
Top Speed [km/h]	56.9	69.5	69.3	67.0	67.9	62.7
Avg. Dist. to Rail [m]	9.5	4.4	3.3	2.6	3.3	3.0
Avg. Stride Freq. [Hz]	2.0	2.7	2.6	2.5	2.5	2.4
Avg. Stride Length [m]	4.6	6.9	7.1	7.2	7.2	6.7



- [] Ranking at each section and finish
- .-.- No data available at this section
- NA No data available



Horse/Jockey Name	Happy Coffee
Final Rank	8
Fastest Section Time (Section)	0:05.29 (Overall)
Top Speed [km/h] (Section)	69.2 (800m)
Race State	Finished



Doomben QLD Professional



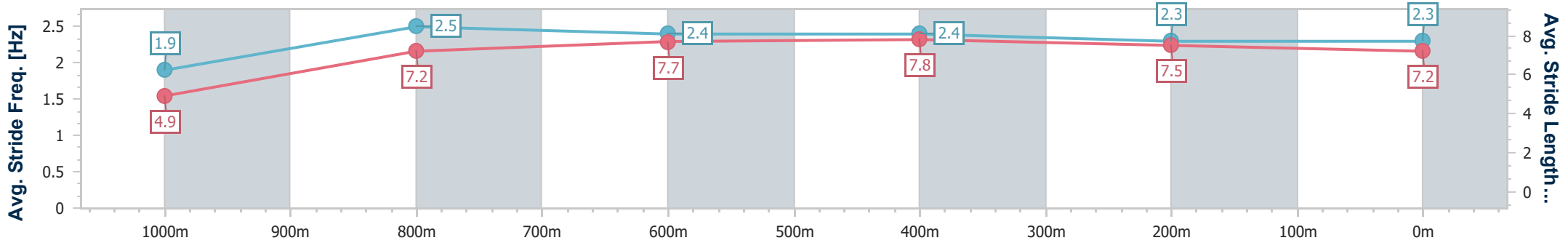
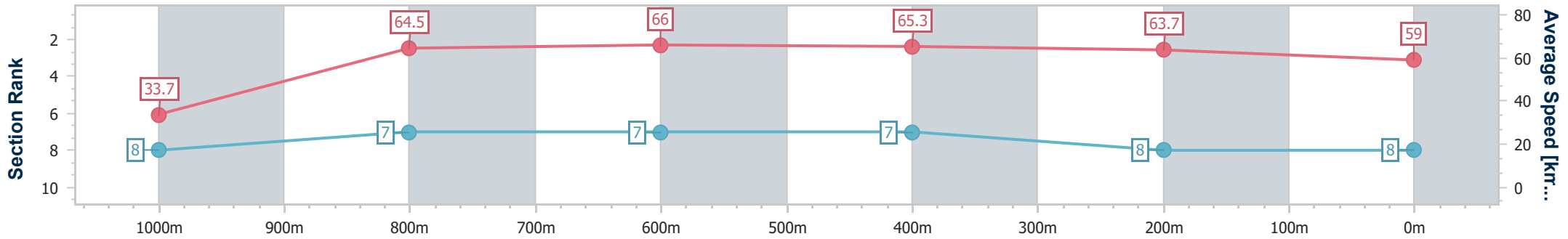
Race 2: Stronger First Foals QTIS Two-Years-Old Plate - 1050m

26 October 2024 - 12:14

Track Rating: Good 4, Weather: Fine, Rail Position: +0.5m Entire

BRISBANE RACING CLUB

Section	Overall	1000m	800m	600m	400m	200m
Section Times	1:02.11 [8] (0:05.29)	0:56.82 [8] (0:11.20)	0:45.62 [7] (0:11.07)	0:34.55 [7] (0:11.06)	0:23.49 [7] (0:11.27)	0:12.22 [8] (0:12.22)
Average Speed [km/h]	33.7	64.5	66.0	65.3	63.7	59.0
Top Speed [km/h]	57.7	67.6	69.2	67.0	64.8	62.6
Avg. Dist. to Rail [m]	4.3	1.1	2.1	1.1	1.0	0.6
Avg. Stride Freq. [Hz]	1.9	2.5	2.4	2.4	2.3	2.3
Avg. Stride Length [m]	4.9	7.2	7.7	7.8	7.5	7.2



- [] Ranking at each section and finish
- .-.- No data available at this section
- NA No data available