



Doomben QLD Professional

Race 6: Ladbrokes Racing Club QTIS Three-Years-Old Handicap - 1110m

26 October 2024 - 14:34



BRISBANE
RACING CLUB

Track Rating: Good 4, Weather: Fine, Rail Position: +0.5m Entire

Section		Field Times											Last 600m	
Overall	1000m	800m	600m	400m	200m							0:33.91		
1:03.40 (0:08.16)	0:55.24 (0:10.53)	0:44.71 (0:10.80)	0:33.91 (0:10.94)	0:22.97 (0:11.11)	0:11.86 (0:11.86)									
Rank	TAB	Horse/Jockey	Barrier	Top Speed [km/h]	Fastest Section	Overall	1000m	800m	600m	400m	200m	Margin	Distance Travelled [m]	
1	7	BOOMTOWN BOSS Emily Lang	1	69.3	0:08.44	1:03.40 [1] (0:08.44)	0:54.96 [4] (0:10.61)	0:44.35 [4] (0:10.75)	0:33.60 [3] (0:10.99)	0:22.61 [2] (0:10.99)	0:11.62 [2] (0:11.62)	1:03.40	0:33.60	
2	9	ZATANNA Nikita Beriman	3	70.1	0:08.21	1:03.61 [2] (0:08.21)	0:55.40 [2] (0:10.48)	0:44.92 [1] (0:10.80)	0:34.12 [1] (0:10.94)	0:23.18 [1] (0:11.11)	0:12.07 [1] (0:12.07)	1.21L	0:34.12 -2	
3	1	SUPERALLOY Cody Collis	2	68.7	0:08.64	1:03.91 [3] (0:08.64)	0:55.27 [6] (0:10.67)	0:44.60 [6] (0:10.69)	0:33.91 [5] (0:10.99)	0:22.92 [5] (0:11.00)	0:11.92 [4] (0:11.92)	2.96L	0:33.91 -2	
4	6	THE SUN DANCE Robbie Dolan	8	68.4	0:08.91	1:03.94 [4] (0:08.91)	0:55.03 [8] (0:10.86)	0:44.17 [8] (0:10.71)	0:33.46 [8] (0:10.84)	0:22.62 [7] (0:11.03)	0:11.59 [7] (0:11.59)	3.17L	0:33.46 -3	
5	3	THE HAMO Adin Thompson	5	70.4	0:08.52	1:04.08 [5] (0:08.52)	0:55.56 [5] (0:10.70)	0:44.86 [5] (0:10.94)	0:33.92 [6] (0:11.02)	0:22.90 [6] (0:11.15)	0:11.75 [6] (0:11.75)	4L	0:33.92 +2	
6	11	VIALE Jake Bayliss	4	68.7	0:08.24	1:04.36 [6] (0:08.24)	0:56.12 [3] (0:10.69)	0:45.43 [3] (0:10.94)	0:34.49 [4] (0:11.01)	0:23.48 [3] (0:11.09)	0:12.39 [3] (0:12.39)	5.63L	0:34.49 +8	
7	4	CHAMPAGNE TOWER Tahlia Fenlon	9	67.4	0:09.18	1:04.66 [7] (0:09.18)	0:55.48 [9] (0:10.93)	0:44.55 [9] (0:10.79)	0:33.76 [9] (0:10.87)	0:22.89 [9] (0:11.20)	0:11.69 [9] (0:11.69)	7.38L	0:33.76 -6	
8	10	SIX MORE SONGS Angela Jones	7	69.0	0:08.16	1:04.79 [8] (0:08.16)	0:56.63 [1] (0:10.58)	0:46.05 [2] (0:11.03)	0:35.02 [2] (0:11.15)	0:23.87 [4] (0:11.22)	0:12.65 [5] (0:12.65)	8.18L	0:35.02 +3	
9	8	GOT GUMPTION Mark Du Plessis	6	68.4	0:08.76	1:05.02 [9] (0:08.76)	0:56.26 [7] (0:10.82)	0:45.44 [7] (0:10.79)	0:34.65 [7] (0:10.97)	0:23.68 [8] (0:11.33)	0:12.35 [8] (0:12.35)	9.52L	0:34.65 +1	

Scratched: Street Chase (#2), Cosmic Fire (#5)

[] Ranking at each section and finish
 -:-:- No data available at this section
 NA No data available

SCN Saddle cloth number
 DNF Did not finish
 DNT Did not track



Horse/Jockey Name	Boomtown Boss
Final Rank	1
Fastest Section Time (Section)	0:08.44 (Overall)
Top Speed [km/h] (Section)	69.3 (1000m)
Race State	Finished



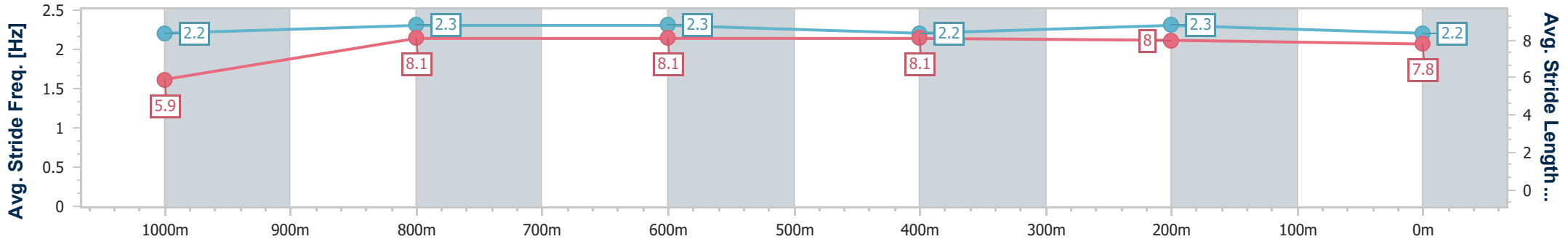
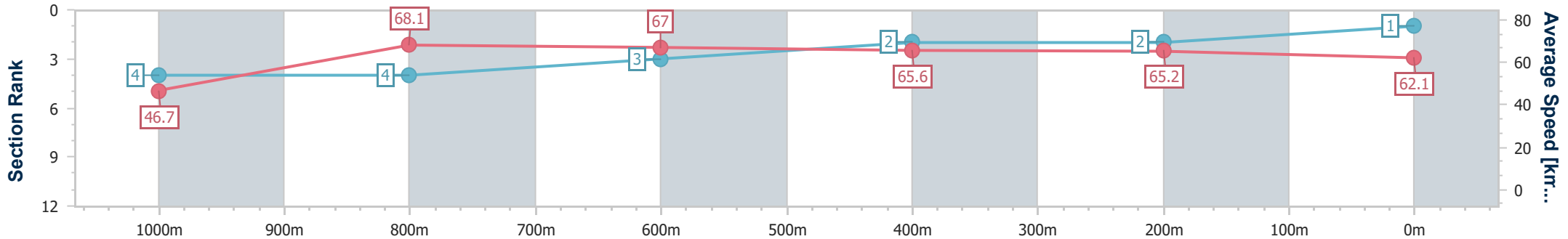
Doomben QLD Professional
Race 6: Ladbrokes Racing Club QTIS Three-Years-Old Handicap - 1110m
 26 October 2024 - 14:34



BRISBANE
RACING CLUB

Track Rating: Good 4, Weather: Fine, Rail Position: +0.5m Entire

Section	Overall	1000m	800m	600m	400m	200m
Section Times	1:03.40 [1] (0:08.44)	0:54.96 [4] (0:10.61)	0:44.35 [4] (0:10.75)	0:33.60 [3] (0:10.99)	0:22.61 [2] (0:10.99)	0:11.62 [2] (0:11.62)
Average Speed [km/h]	46.7	68.1	67.0	65.6	65.2	62.1
Top Speed [km/h]	65.8	69.3	68.1	67.7	66.4	64.4
Avg. Dist. to Rail [m]	1.6	0.7	0.2	0.5	1.4	1.0
Avg. Stride Freq. [Hz]	2.2	2.3	2.3	2.2	2.3	2.2
Avg. Stride Length [m]	5.9	8.1	8.1	8.1	8.0	7.8



- [] Ranking at each section and finish
- .-.- No data available at this section
- NA No data available



Horse/Jockey Name	Zatanna
Final Rank	2
Fastest Section Time (Section)	0:08.21 (Overall)
Top Speed [km/h] (Section)	70.1 (1000m)
Race State	Finished



Doomben QLD Professional
Race 6: Ladbrokes Racing Club QTIS Three-Years-Old Handicap - 1110m

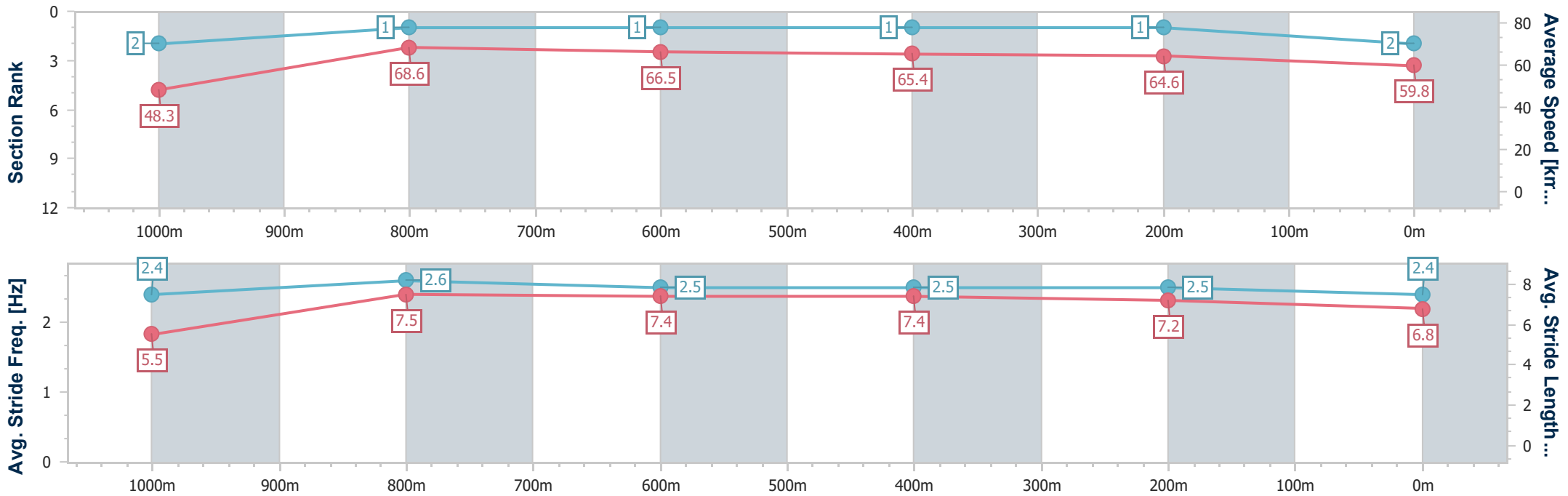
26 October 2024 - 14:34

Track Rating: Good 4, Weather: Fine, Rail Position: +0.5m Entire



BRISBANE
RACING CLUB

Section	Overall	1000m	800m	600m	400m	200m
Section Times	1:03.61 [2] (0:08.21)	0:55.40 [2] (0:10.48)	0:44.92 [1] (0:10.80)	0:34.12 [1] (0:10.94)	0:23.18 [1] (0:11.11)	0:12.07 [1] (0:12.07)
Average Speed [km/h]	48.3	68.6	66.5	65.4	64.6	59.8
Top Speed [km/h]	67.0	70.1	69.0	68.2	65.4	63.5
Avg. Dist. to Rail [m]	2.5	0.4	0.9	0.9	1.2	1.2
Avg. Stride Freq. [Hz]	2.4	2.6	2.5	2.5	2.5	2.4
Avg. Stride Length [m]	5.5	7.5	7.4	7.4	7.2	6.8



- [] Ranking at each section and finish
- .-.- No data available at this section
- NA No data available



Horse/Jockey Name	Superalloy
Final Rank	3
Fastest Section Time (Section)	0:08.64 (Overall)
Top Speed [km/h] (Section)	68.7 (1000m)
Race State	Finished



Doomben QLD Professional
Race 6: Ladbrokes Racing Club QTIS Three-Years-Old Handicap - 1110m

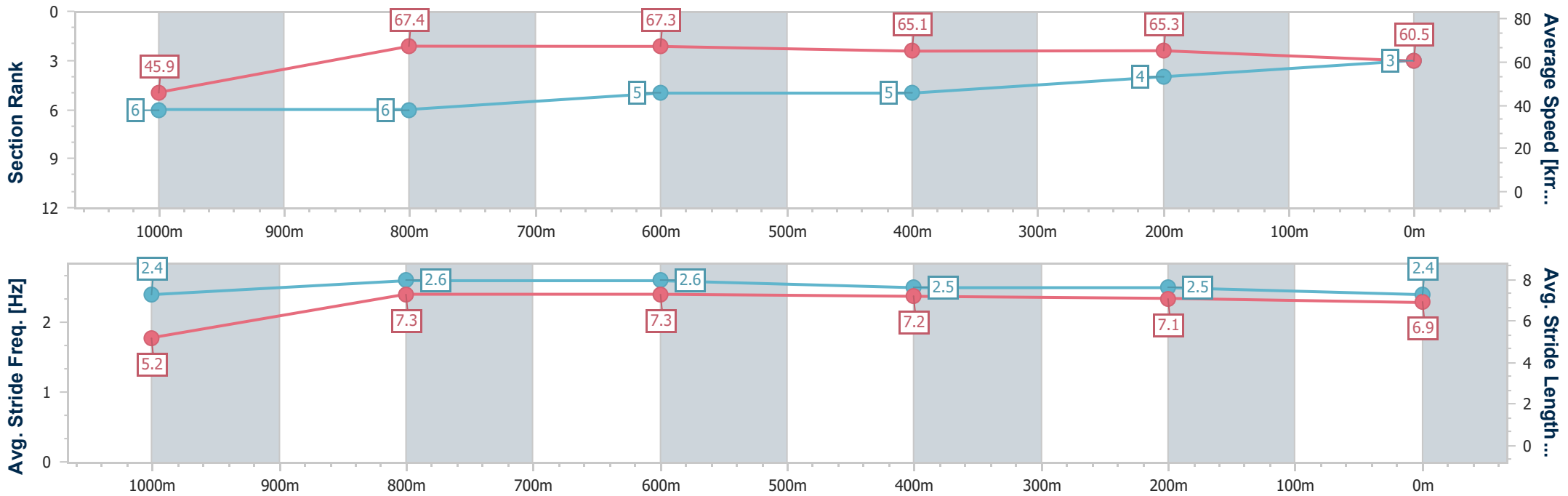
26 October 2024 - 14:34

Track Rating: Good 4, Weather: Fine, Rail Position: +0.5m Entire



BRISBANE
RACING CLUB

Section	Overall	1000m	800m	600m	400m	200m
Section Times	1:03.91 [3] (0:08.64)	0:55.27 [6] (0:10.67)	0:44.60 [6] (0:10.69)	0:33.91 [5] (0:10.99)	0:22.92 [5] (0:11.00)	0:11.92 [4] (0:11.92)
Average Speed [km/h]	45.9	67.4	67.3	65.1	65.3	60.5
Top Speed [km/h]	64.9	68.7	68.1	66.3	66.0	64.1
Avg. Dist. to Rail [m]	1.7	0.3	0.6	0.7	0.8	1.8
Avg. Stride Freq. [Hz]	2.4	2.6	2.6	2.5	2.5	2.4
Avg. Stride Length [m]	5.2	7.3	7.3	7.2	7.1	6.9



- [] Ranking at each section and finish
- .-.- No data available at this section
- NA No data available



Horse/Jockey Name	The Sun Dance
Final Rank	4
Fastest Section Time (Section)	0:08.91 (Overall)
Top Speed [km/h] (Section)	68.4 (1000m)
Race State	Finished



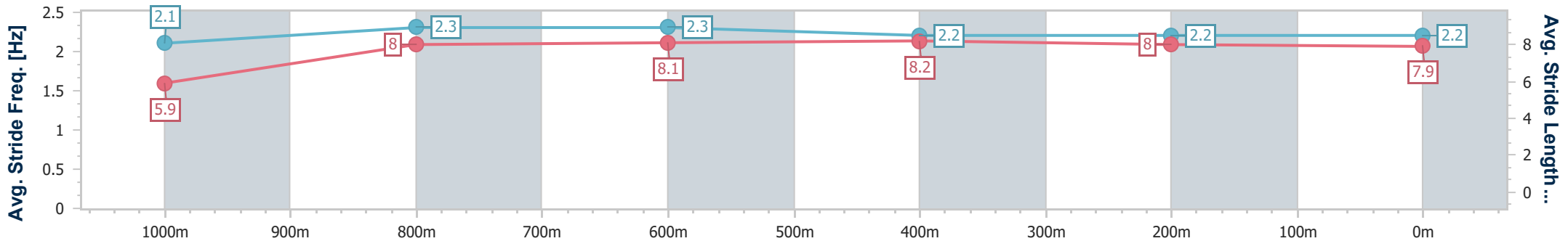
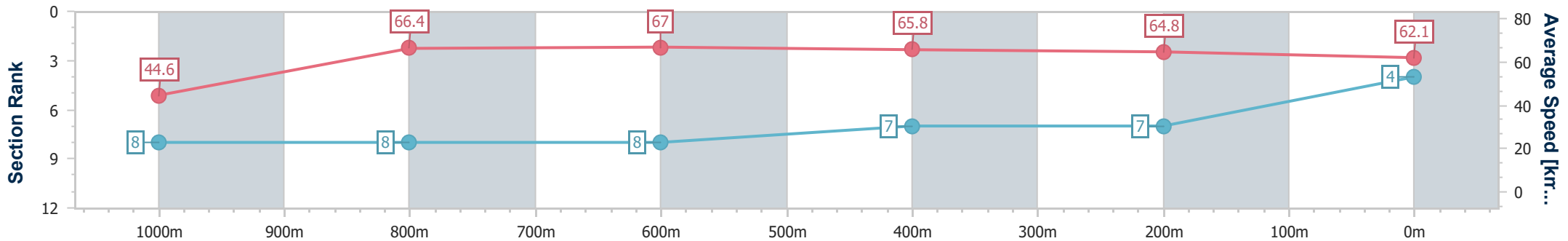
Doomben QLD Professional
Race 6: Ladbrokes Racing Club QTIS Three-Years-Old Handicap - 1110m
 26 October 2024 - 14:34



BRISBANE
RACING CLUB

Track Rating: Good 4, Weather: Fine, Rail Position: +0.5m Entire

Section	Overall	1000m	800m	600m	400m	200m
Section Times	1:03.94 [4] (0:08.91)	0:55.03 [8] (0:10.86)	0:44.17 [8] (0:10.71)	0:33.46 [8] (0:10.84)	0:22.62 [7] (0:11.03)	0:11.59 [7] (0:11.59)
Average Speed [km/h]	44.6	66.4	67.0	65.8	64.8	62.1
Top Speed [km/h]	62.5	68.4	67.9	68.0	65.8	64.9
Avg. Dist. to Rail [m]	7.1	0.3	0.7	1.5	1.6	0.8
Avg. Stride Freq. [Hz]	2.1	2.3	2.3	2.2	2.2	2.2
Avg. Stride Length [m]	5.9	8.0	8.1	8.2	8.0	7.9



- [] Ranking at each section and finish
- .-.- No data available at this section
- NA No data available



Horse/Jockey Name	The Hamo
Final Rank	5
Fastest Section Time (Section)	0:08.52 (Overall)
Top Speed [km/h] (Section)	70.4 (1000m)
Race State	Finished



Doomben QLD Professional
Race 6: Ladbrokes Racing Club QTIS Three-Years-Old Handicap - 1110m

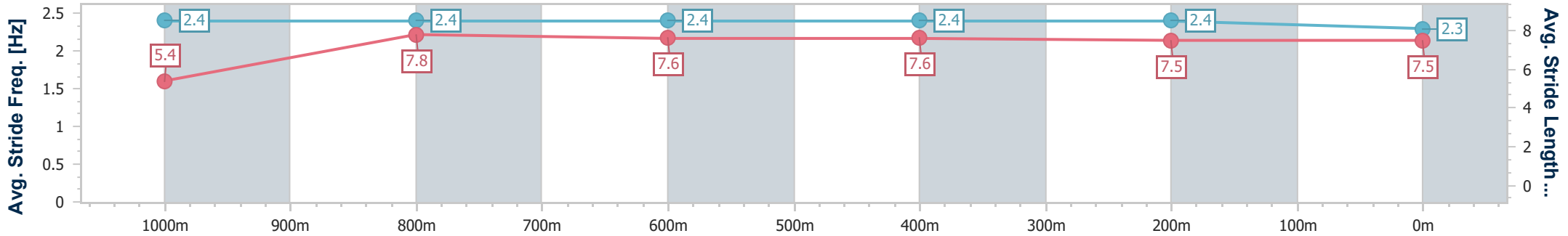
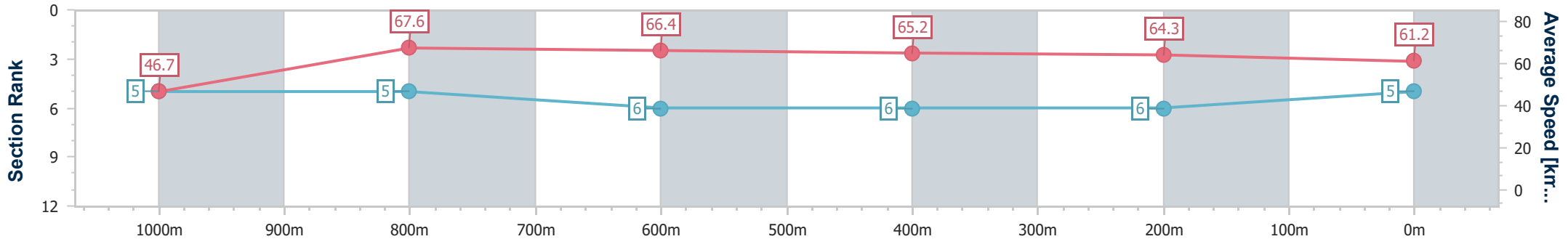
26 October 2024 - 14:34

Track Rating: Good 4, Weather: Fine, Rail Position: +0.5m Entire



BRISBANE
RACING CLUB

Section	Overall	1000m	800m	600m	400m	200m
Section Times	1:04.08 [5] (0:08.52)	0:55.56 [5] (0:10.70)	0:44.86 [5] (0:10.94)	0:33.92 [6] (0:11.02)	0:22.90 [6] (0:11.15)	0:11.75 [6] (0:11.75)
Average Speed [km/h]	46.7	67.6	66.4	65.2	64.3	61.2
Top Speed [km/h]	65.7	70.4	67.5	66.3	65.2	64.9
Avg. Dist. to Rail [m]	5.0	1.5	1.4	0.3	1.3	2.5
Avg. Stride Freq. [Hz]	2.4	2.4	2.4	2.4	2.4	2.3
Avg. Stride Length [m]	5.4	7.8	7.6	7.6	7.5	7.5



- [] Ranking at each section and finish
- .-.- No data available at this section
- NA No data available



Horse/Jockey Name	Viale
Final Rank	6
Fastest Section Time (Section)	0:08.24 (Overall)
Top Speed [km/h] (Section)	68.7 (800m)
Race State	Finished



Doomben QLD Professional
Race 6: Ladbrokes Racing Club QTIS Three-Years-Old Handicap - 1110m

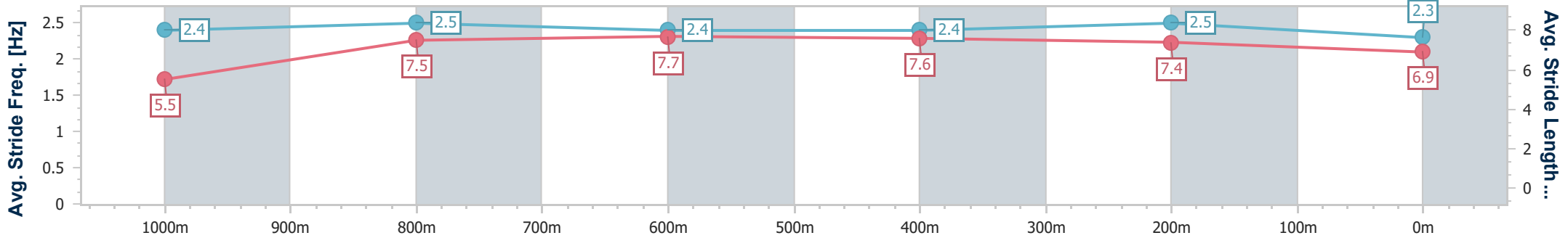
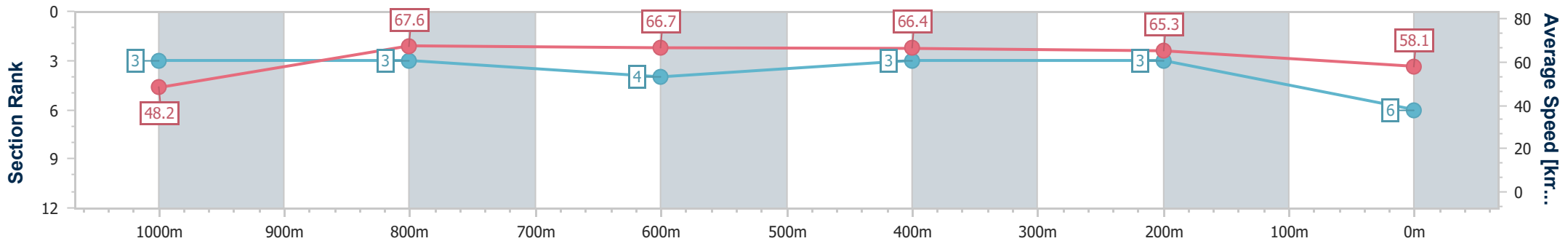
26 October 2024 - 14:34

Track Rating: Good 4, Weather: Fine, Rail Position: +0.5m Entire



BRISBANE
RACING CLUB

Section	Overall	1000m	800m	600m	400m	200m
Section Times	1:04.36 [6] (0:08.24)	0:56.12 [3] (0:10.69)	0:45.43 [3] (0:10.94)	0:34.49 [4] (0:11.01)	0:23.48 [3] (0:11.09)	0:12.39 [3] (0:12.39)
Average Speed [km/h]	48.2	67.6	66.7	66.4	65.3	58.1
Top Speed [km/h]	67.2	68.4	68.7	67.2	66.9	61.8
Avg. Dist. to Rail [m]	4.1	1.6	2.6	2.7	1.8	2.7
Avg. Stride Freq. [Hz]	2.4	2.5	2.4	2.4	2.5	2.3
Avg. Stride Length [m]	5.5	7.5	7.7	7.6	7.4	6.9



- [] Ranking at each section and finish
- .-.- No data available at this section
- NA No data available



Horse/Jockey Name	Champagne Tower
Final Rank	7
Fastest Section Time (Section)	0:09.18 (Overall)
Top Speed [km/h] (Section)	67.4 (1000m)
Race State	Finished



Doomben QLD Professional
Race 6: Ladbrokes Racing Club QTIS Three-Years-Old Handicap - 1110m

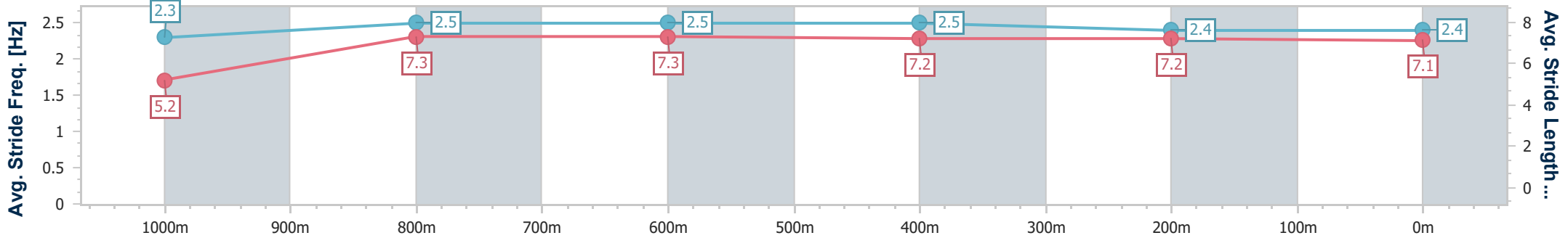
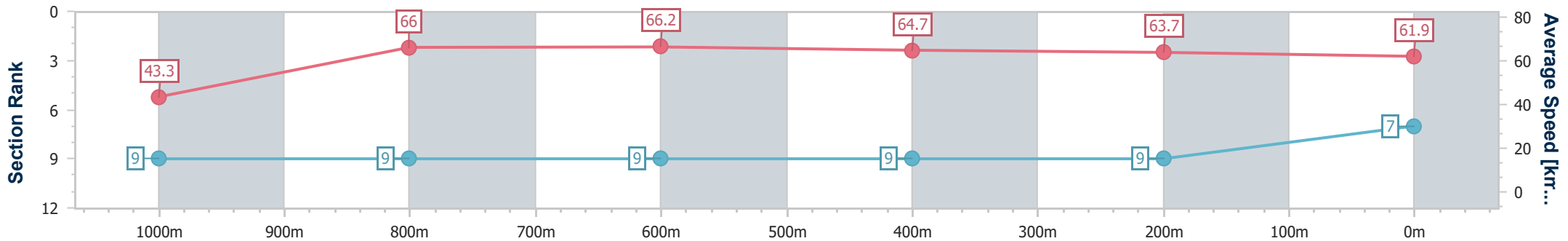
26 October 2024 - 14:34

Track Rating: Good 4, Weather: Fine, Rail Position: +0.5m Entire



BRISBANE
RACING CLUB

Section	Overall	1000m	800m	600m	400m	200m
Section Times	1:04.66 [7] (0:09.18)	0:55.48 [9] (0:10.93)	0:44.55 [9] (0:10.79)	0:33.76 [9] (0:10.87)	0:22.89 [9] (0:11.20)	0:11.69 [9] (0:11.69)
Average Speed [km/h]	43.3	66.0	66.2	64.7	63.7	61.9
Top Speed [km/h]	63.7	67.4	67.1	66.8	65.0	64.2
Avg. Dist. to Rail [m]	8.2	1.0	1.6	3.5	2.1	3.1
Avg. Stride Freq. [Hz]	2.3	2.5	2.5	2.5	2.4	2.4
Avg. Stride Length [m]	5.2	7.3	7.3	7.2	7.2	7.1



- [] Ranking at each section and finish
- .-.- No data available at this section
- NA No data available



Horse/Jockey Name	Six More Songs
Final Rank	8
Fastest Section Time (Section)	0:08.16 (Overall)
Top Speed [km/h] (Section)	69.0 (1000m)
Race State	Finished



Doomben QLD Professional
Race 6: Ladbrokes Racing Club QTIS Three-Years-Old Handicap - 1110m

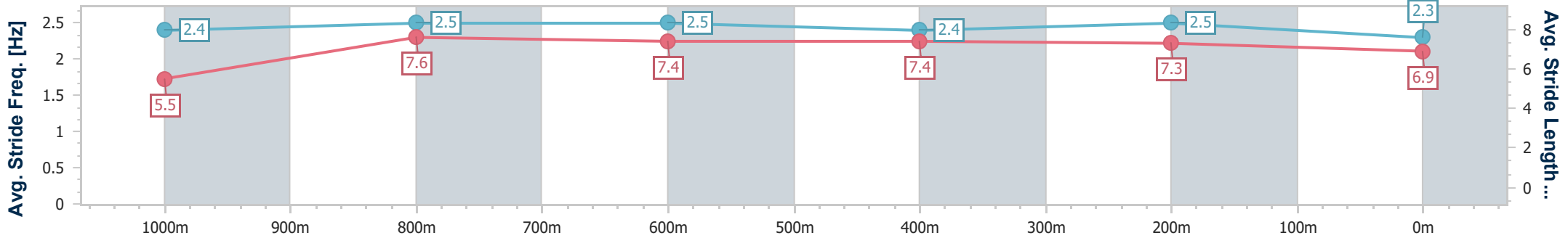
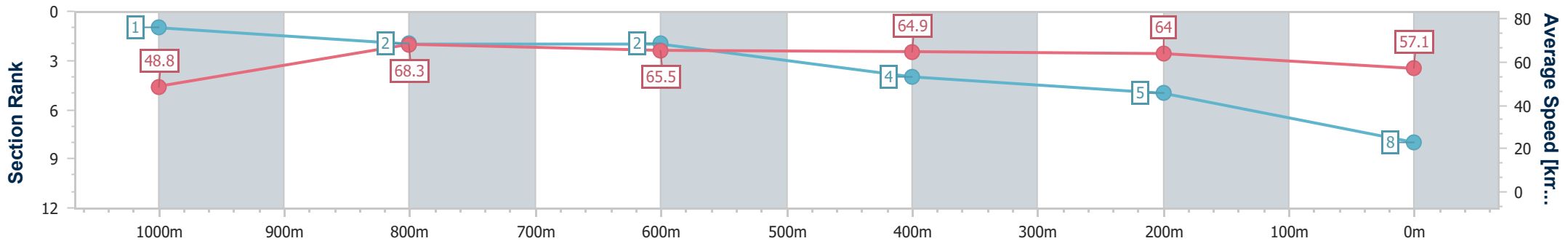
26 October 2024 - 14:34

Track Rating: Good 4, Weather: Fine, Rail Position: +0.5m Entire



BRISBANE
RACING CLUB

Section	Overall	1000m	800m	600m	400m	200m
Section Times	1:04.79 [8] (0:08.16)	0:56.63 [1] (0:10.58)	0:46.05 [2] (0:11.03)	0:35.02 [2] (0:11.15)	0:23.87 [4] (0:11.22)	0:12.65 [5] (0:12.65)
Average Speed [km/h]	48.8	68.3	65.5	64.9	64.0	57.1
Top Speed [km/h]	67.1	69.0	68.0	66.1	65.7	60.3
Avg. Dist. to Rail [m]	6.8	1.7	1.0	1.0	0.4	0.8
Avg. Stride Freq. [Hz]	2.4	2.5	2.5	2.4	2.5	2.3
Avg. Stride Length [m]	5.5	7.6	7.4	7.4	7.3	6.9



- [] Ranking at each section and finish
- .-.- No data available at this section
- NA No data available



Horse/Jockey Name	Got Gumption
Final Rank	9
Fastest Section Time (Section)	0:08.76 (Overall)
Top Speed [km/h] (Section)	68.4 (1000m)
Race State	Finished



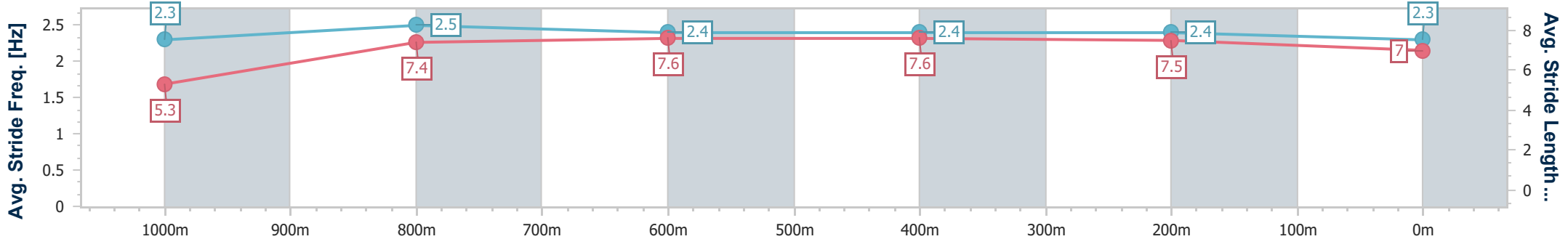
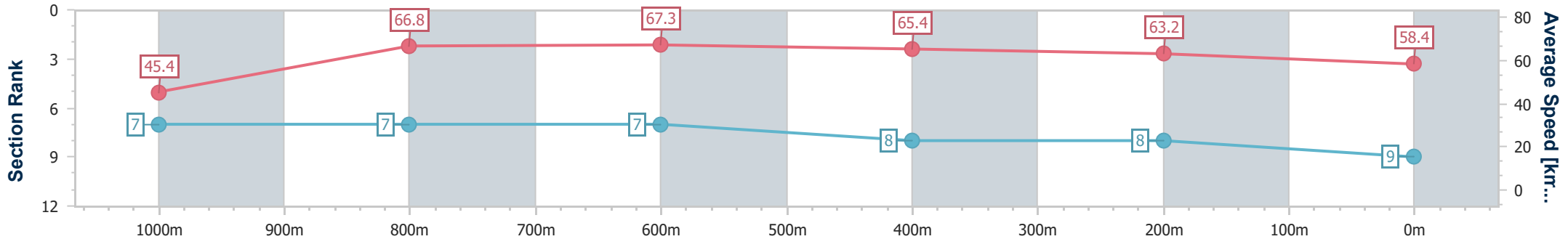
Doomben QLD Professional
Race 6: Ladbrokes Racing Club QTIS Three-Years-Old Handicap - 1110m
 26 October 2024 - 14:34



BRISBANE RACING CLUB

Track Rating: Good 4, Weather: Fine, Rail Position: +0.5m Entire

Section	Overall	1000m	800m	600m	400m	200m
Section Times	1:05.02 [9] (0:08.76)	0:56.26 [7] (0:10.82)	0:45.44 [7] (0:10.79)	0:34.65 [7] (0:10.97)	0:23.68 [8] (0:11.33)	0:12.35 [8] (0:12.35)
Average Speed [km/h]	45.4	66.8	67.3	65.4	63.2	58.4
Top Speed [km/h]	62.3	68.4	68.1	66.9	64.6	61.4
Avg. Dist. to Rail [m]	6.4	2.1	0.8	0.6	1.0	0.5
Avg. Stride Freq. [Hz]	2.3	2.5	2.4	2.4	2.4	2.3
Avg. Stride Length [m]	5.3	7.4	7.6	7.6	7.5	7.0



- [] Ranking at each section and finish
- .-.- No data available at this section
- NA No data available