



# Doomben QLD Professional

## Race 10: Ladbrokes Romantic Warrior 2023 BM85 Handicap - 1350m

26 October 2024 - 17:18



BRISBANE  
RACING CLUB

Track Rating: Good 4, Weather: Fine, Rail Position: +0.5m Entire

Section		Field Times										Last 600m
		Overall	1200m	1000m	800m	600m	400m					0:34.05
		1:18.36 (0:10.94)	1:07.42 (0:10.92)	0:56.50 (0:11.10)	0:45.40 (0:11.35)	0:34.05 (0:11.24)	0:22.81 (0:11.01)					
Rank	TAB Horse/Jockey	Barrier	Top Speed [km/h]	Fastest Section								Distance Travelled [m]
1	9 <b>BETTCHA THE CROWN</b> Samantha Collett	8	67.8 400m	0:10.87 400m	1:18.36 [1] (0:11.51)	1:06.85 [9] (0:11.01)	0:55.84 [8] (0:11.12)	0:44.72 [7] (0:11.17)	0:33.55 [6] (0:11.28)	0:22.27 [5] (0:10.87)	0:33.55	
2	6 <b>I AM ARTIE</b> Kyle Wilson-Taylor	1	66.5 1200m	0:10.92 1200m	1:18.38 [2] (0:10.94)	1:07.44 [1] (0:10.92)	0:56.52 [1] (0:11.10)	0:45.42 [1] (0:11.35)	0:34.07 [1] (0:11.24)	0:22.83 [1] (0:11.01)	0:34.07 +4	
3	1 <b>NED'S GULLY</b> Cody Collis	5	67.0 400m	0:10.95 1200m	1:18.53 [3] (0:10.98)	1:07.55 [2] (0:10.95)	0:56.60 [2] (0:11.11)	0:45.49 [2] (0:11.32)	0:34.17 [2] (0:11.28)	0:22.89 [2] (0:10.97)	0:34.17 +7	
4	3 <b>THE DROVER</b> Nikita Beriman	2	67.1 1000m	0:10.96 1200m	1:18.67 [4] (0:11.28)	1:07.39 [6] (0:10.96)	0:56.43 [4] (0:11.05)	0:45.38 [3] (0:11.27)	0:34.11 [3] (0:11.29)	0:22.82 [3] (0:11.05)	0:34.11 +1	
5	7 <b>PATTON</b> Robbie Dolan	9	67.9 400m	0:10.72 400m	1:18.89 [5] (0:11.35)	1:07.54 [7] (0:11.34)	0:56.20 [9] (0:11.20)	0:45.00 [9] (0:11.27)	0:33.73 [9] (0:11.16)	0:22.57 [8] (0:10.72)	0:33.73 +1	
6	5 <b>SHA OF GOMER</b> Ryan Maloney	3	66.8 400m	0:11.03 400m	1:18.91 [6] (0:11.21)	1:07.70 [4] (0:11.05)	0:56.65 [5] (0:11.08)	0:45.57 [4] (0:11.31)	0:34.26 [4] (0:11.21)	0:23.05 [4] (0:11.03)	0:34.26 +7	
7	13 <b>SUPER DUCK</b> Justin Stanley	7	67.5 400m	0:10.95 400m	1:19.00 [7] (0:11.44)	1:07.56 [8] (0:11.07)	0:56.49 [7] (0:11.14)	0:45.35 [8] (0:11.42)	0:33.93 [8] (0:11.40)	0:22.53 [9] (0:10.95)	0:33.93 +7	
8	2 <b>OUGHTON</b> Les Tilley	6	67.1 400m	0:10.98 400m	1:19.00 [8] (0:11.14)	1:07.86 [3] (0:11.23)	0:56.63 [6] (0:11.16)	0:45.47 [6] (0:11.31)	0:34.16 [7] (0:11.42)	0:22.74 [7] (0:10.98)	0:34.16 +10	
9	4 <b>BLAKMAX</b> Angela Jones	4	67.5 1200m	0:10.98 1200m	1:19.33 [9] (0:11.23)	1:08.10 [5] (0:10.98)	0:57.12 [3] (0:11.21)	0:45.91 [5] (0:11.28)	0:34.63 [5] (0:11.45)	0:23.18 [6] (0:11.24)	0:34.63 +7	

Scratched: Navas Two (#10), Kadall (#12), Cacophonix (#11), Azzareach (#8)



# Doomben QLD Professional

## Race 10: Ladbrokes Romantic Warrior 2023 BM85 Handicap - 1350m

26 October 2024 - 17:18



BRISBANE  
RACING CLUB

Track Rating: Good 4, Weather: Fine, Rail Position: +0.5m Entire

Section				200m				Last 600m		
Field Times				0:11.80 (0:11.80)				0:34.05		
Rank	TAB	Horse/Jockey	Barrier	Top Speed [km/h]	Fastest Section	Margin			Distance Travelled [m]	
1	9	<b>BETTCHA THE CROWN</b> Samantha Collett	8	67.8 400m	0:10.87 400m	0:11.40 [5] (0:11.40)	1:18.36		0:33.55	
2	6	<b>I AM ARTIE</b> Kyle Wilson-Taylor	1	66.5 1200m	0:10.92 1200m	0:11.82 [1] (0:11.82)	0.14L		0:34.07	+4
3	1	<b>NED'S GULLY</b> Cody Collis	5	67.0 400m	0:10.95 1200m	0:11.92 [2] (0:11.92)	1.01L		0:34.17	+7
4	3	<b>THE DROVER</b> Nikita Beriman	2	67.1 1000m	0:10.96 1200m	0:11.77 [4] (0:11.77)	1.81L		0:34.11	+1
5	7	<b>PATTON</b> Robbie Dolan	9	67.9 400m	0:10.72 400m	0:11.85 [6] (0:11.85)	3.11L		0:33.73	+1
6	5	<b>SHA OF GOMER</b> Ryan Maloney	3	66.8 400m	0:11.03 400m	0:12.02 [3] (0:12.02)	3.23L		0:34.26	+7
7	13	<b>SUPER DUCK</b> Justin Stanley	7	67.5 400m	0:10.95 400m	0:11.58 [9] (0:11.58)	3.75L		0:33.93	+7
8	2	<b>OUGHTON</b> Les Tilley	6	67.1 400m	0:10.98 400m	0:11.76 [7] (0:11.76)	3.77L		0:34.16	+10
9	4	<b>BLAKMAX</b> Angela Jones	4	67.5 1200m	0:10.98 1200m	0:11.94 [8] (0:11.94)	5.7L		0:34.63	+7

Scratched: Navas Two (#10), Kadall (#12), Cacophonix (#11), Azzareach (#8)



Horse/Jockey Name	Bettcha The Crown
Final Rank	1
Fastest Section Time (Section)	0:10.87 (400m)
Top Speed [km/h] (Section)	67.8 (400m)
Race State	Finished

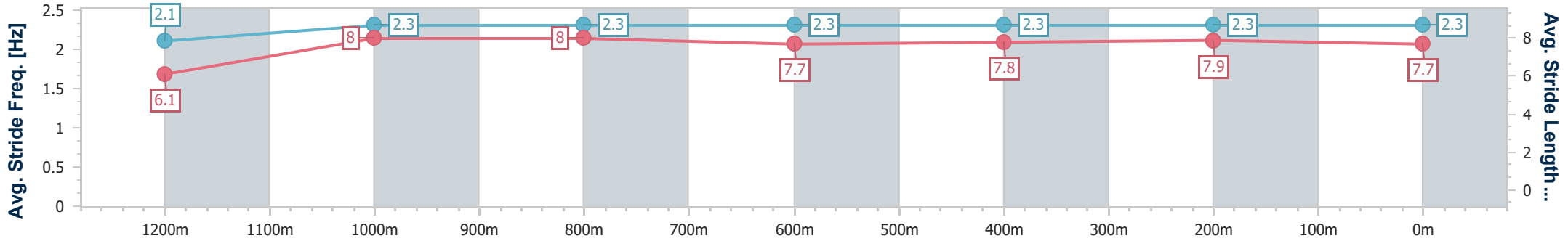
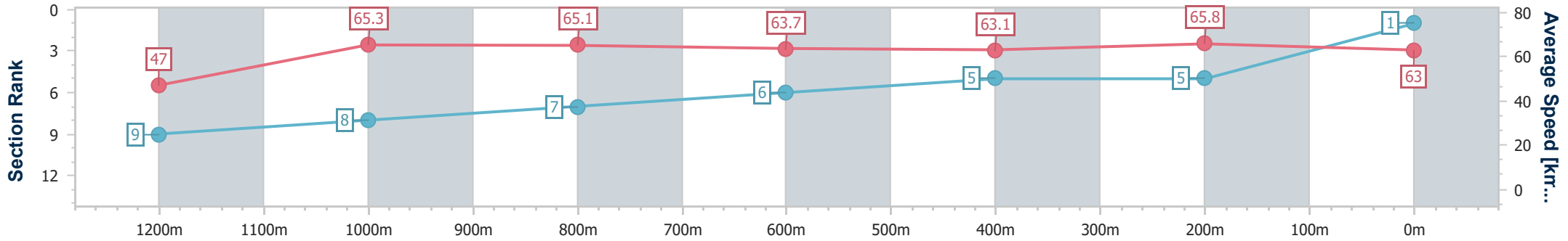


**Doomben QLD Professional**  
**Race 10: Ladbrokes Romantic Warrior 2023 BM85 Handicap - 1350m**  
 26 October 2024 - 17:18  
 Track Rating: Good 4, Weather: Fine, Rail Position: +0.5m Entire



BRISBANE  
RACING CLUB

Section	Overall	1200m	1000m	800m	600m	400m	200m
Section Times	1:18.36 [1] (0:11.51)	1:06.85 [9] (0:11.01)	0:55.84 [8] (0:11.12)	0:44.72 [7] (0:11.17)	0:33.55 [6] (0:11.28)	0:22.27 [5] (0:10.87)	0:11.40 [5] (0:11.40)
Average Speed [km/h]	47.0	65.3	65.1	63.7	63.1	65.8	63.0
Top Speed [km/h]	66.5	67.5	66.1	64.6	63.7	67.8	66.8
Avg. Dist. to Rail [m]	6.2	0.9	1.0	1.5	2.3	1.6	1.5
Avg. Stride Freq. [Hz]	2.1	2.3	2.3	2.3	2.3	2.3	2.3
Avg. Stride Length [m]	6.1	8.0	8.0	7.7	7.8	7.9	7.7



- [ ] Ranking at each section and finish
- .-.- No data available at this section
- NA No data available



Horse/Jockey Name	I Am Artie
Final Rank	2
Fastest Section Time (Section)	0:10.92 (1200m)
Top Speed [km/h] (Section)	66.5 (1200m)
Race State	Finished

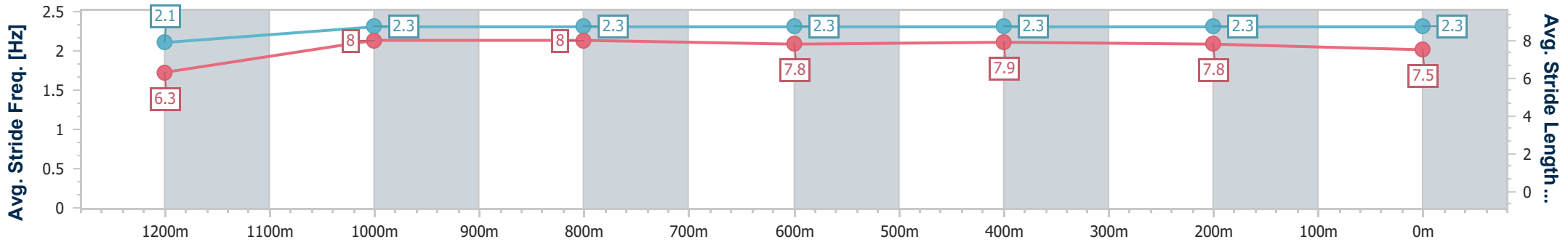
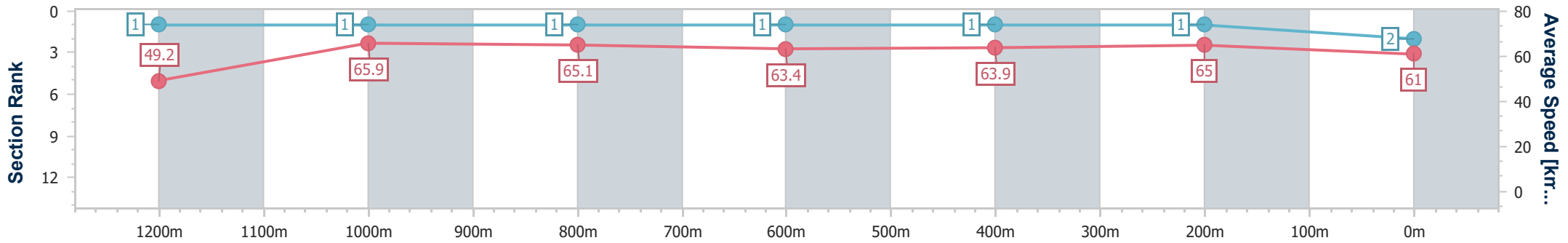


**Doomben QLD Professional**  
**Race 10: Ladbrokes Romantic Warrior 2023 BM85 Handicap - 1350m**  
 26 October 2024 - 17:18  
 Track Rating: Good 4, Weather: Fine, Rail Position: +0.5m Entire



BRISBANE  
RACING CLUB

Section	Overall	1200m	1000m	800m	600m	400m	200m
Section Times	1:18.38 [2] (0:10.94)	1:07.44 [1] (0:10.92)	0:56.52 [1] (0:11.10)	0:45.42 [1] (0:11.35)	0:34.07 [1] (0:11.24)	0:22.83 [1] (0:11.01)	0:11.82 [1] (0:11.82)
Average Speed [km/h]	49.2	65.9	65.1	63.4	63.9	65.0	61.0
Top Speed [km/h]	65.2	66.5	65.9	64.5	65.0	65.7	63.9
Avg. Dist. to Rail [m]	2.9	0.5	0.3	0.6	0.9	2.0	1.0
Avg. Stride Freq. [Hz]	2.1	2.3	2.3	2.3	2.3	2.3	2.3
Avg. Stride Length [m]	6.3	8.0	8.0	7.8	7.9	7.8	7.5



- [ ] Ranking at each section and finish
- .-.-.- No data available at this section
- NA No data available



Horse/Jockey Name	Ned's Gully
Final Rank	3
Fastest Section Time (Section)	0:10.95 (1200m)
Top Speed [km/h] (Section)	67.0 (400m)
Race State	Finished

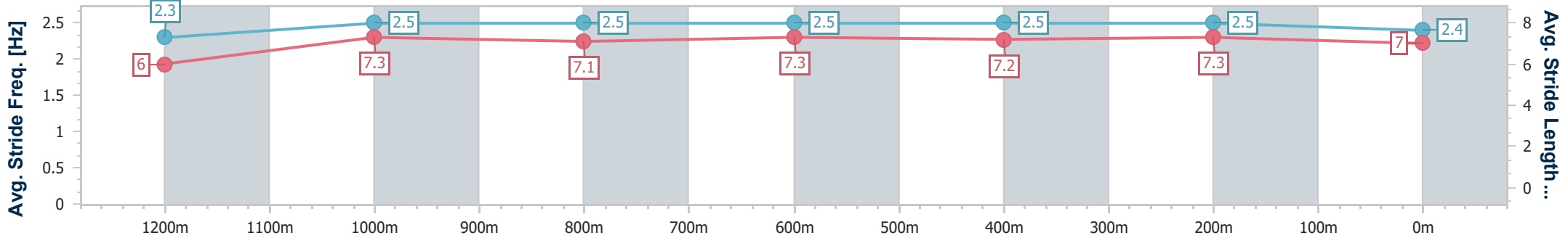
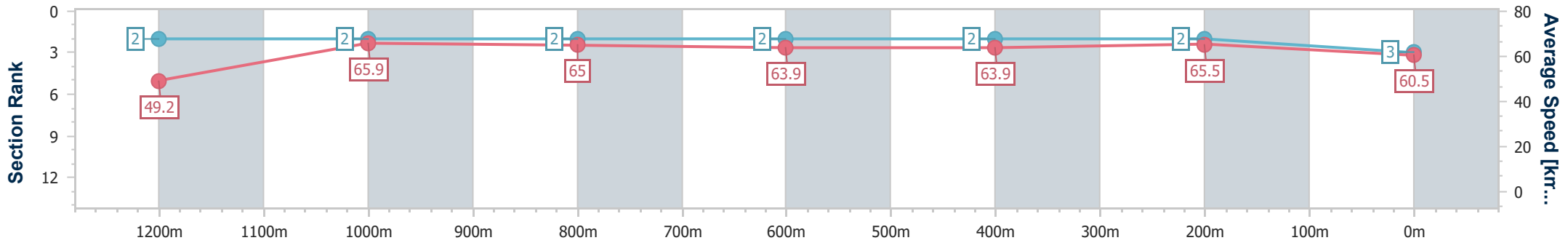


**Doomben QLD Professional**  
**Race 10: Ladbrokes Romantic Warrior 2023 BM85 Handicap - 1350m**  
 26 October 2024 - 17:18  
 Track Rating: Good 4, Weather: Fine, Rail Position: +0.5m Entire



BRISBANE  
RACING CLUB

Section	Overall	1200m	1000m	800m	600m	400m	200m
Section Times	1:18.53 [3] (0:10.98)	1:07.55 [2] (0:10.95)	0:56.60 [2] (0:11.11)	0:45.49 [2] (0:11.32)	0:34.17 [2] (0:11.28)	0:22.89 [2] (0:10.97)	0:11.92 [2] (0:11.92)
Average Speed [km/h]	49.2	65.9	65.0	63.9	63.9	65.5	60.5
Top Speed [km/h]	63.8	66.4	66.0	64.9	65.0	67.0	64.9
Avg. Dist. to Rail [m]	6.2	2.3	1.4	0.8	0.7	0.4	0.7
Avg. Stride Freq. [Hz]	2.3	2.5	2.5	2.5	2.5	2.5	2.4
Avg. Stride Length [m]	6.0	7.3	7.1	7.3	7.2	7.3	7.0



- [ ] Ranking at each section and finish
- .-.- No data available at this section
- NA No data available



Horse/Jockey Name	The Drover
Final Rank	4
Fastest Section Time (Section)	0:10.96 (1200m)
Top Speed [km/h] (Section)	67.1 (1000m)
Race State	Finished

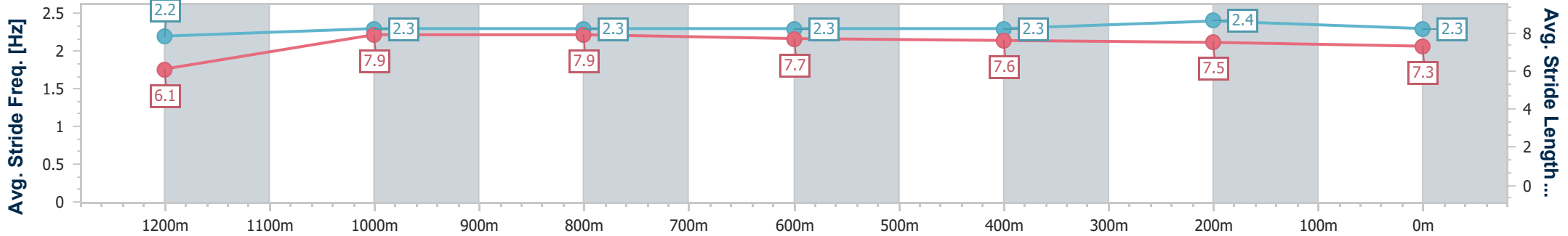
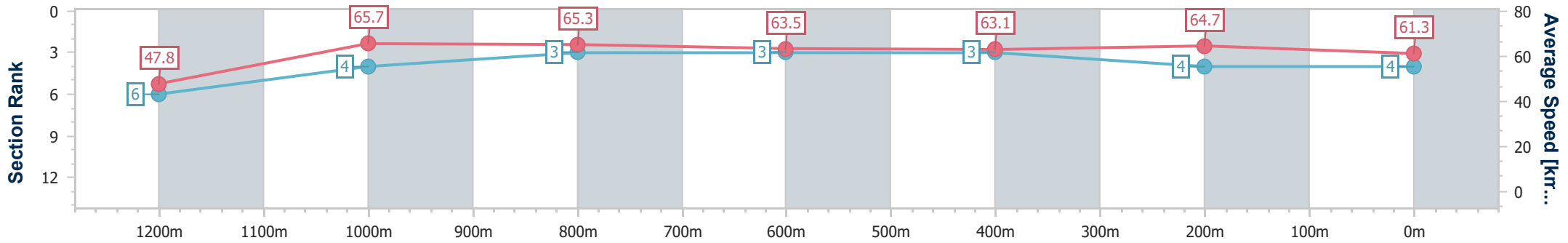


**Doomben QLD Professional**  
**Race 10: Ladbrokes Romantic Warrior 2023 BM85 Handicap - 1350m**  
 26 October 2024 - 17:18  
 Track Rating: Good 4, Weather: Fine, Rail Position: +0.5m Entire



BRISBANE  
RACING CLUB

Section	Overall	1200m	1000m	800m	600m	400m	200m
Section Times	1:18.67 [4] (0:11.28)	1:07.39 [6] (0:10.96)	0:56.43 [4] (0:11.05)	0:45.38 [3] (0:11.27)	0:34.11 [3] (0:11.29)	0:22.82 [3] (0:11.05)	0:11.77 [4] (0:11.77)
Average Speed [km/h]	47.8	65.7	65.3	63.5	63.1	64.7	61.3
Top Speed [km/h]	65.3	67.1	67.1	64.5	64.0	66.1	64.4
Avg. Dist. to Rail [m]	3.6	0.8	0.6	0.8	2.1	3.0	0.9
Avg. Stride Freq. [Hz]	2.2	2.3	2.3	2.3	2.3	2.4	2.3
Avg. Stride Length [m]	6.1	7.9	7.9	7.7	7.6	7.5	7.3



- [ ] Ranking at each section and finish
- .-.- No data available at this section
- NA No data available



Horse/Jockey Name	Patton
Final Rank	5
Fastest Section Time (Section)	0:10.72 (400m)
Top Speed [km/h] (Section)	67.9 (400m)
Race State	Finished

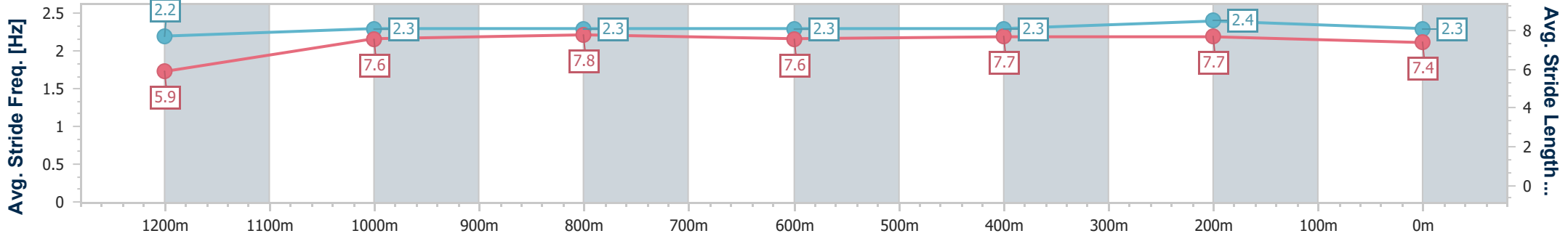
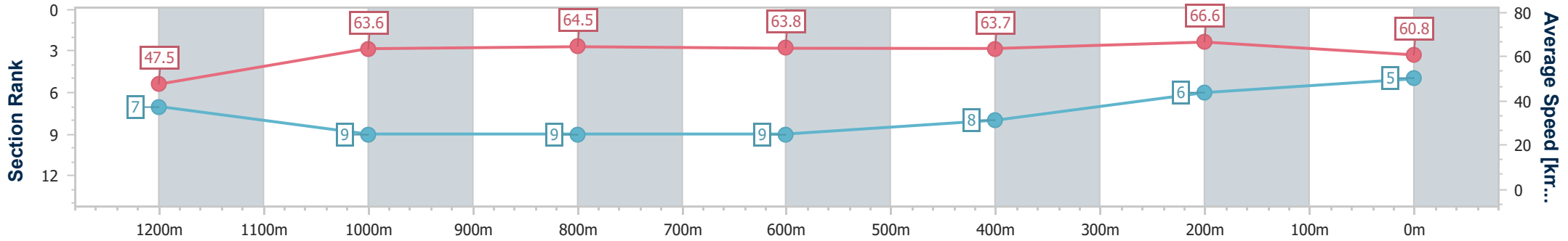


**Doomben QLD Professional**  
**Race 10: Ladbrokes Romantic Warrior 2023 BM85 Handicap - 1350m**  
 26 October 2024 - 17:18  
 Track Rating: Good 4, Weather: Fine, Rail Position: +0.5m Entire



BRISBANE  
RACING CLUB

Section	Overall	1200m	1000m	800m	600m	400m	200m
Section Times	1:18.89 [5] (0:11.35)	1:07.54 [7] (0:11.34)	0:56.20 [9] (0:11.20)	0:45.00 [9] (0:11.27)	0:33.73 [9] (0:11.16)	0:22.57 [8] (0:10.72)	0:11.85 [6] (0:11.85)
Average Speed [km/h]	47.5	63.6	64.5	63.8	63.7	66.6	60.8
Top Speed [km/h]	62.7	64.8	65.6	65.0	64.5	67.9	65.7
Avg. Dist. to Rail [m]	9.0	3.3	0.9	0.5	2.1	1.6	2.6
Avg. Stride Freq. [Hz]	2.2	2.3	2.3	2.3	2.3	2.4	2.3
Avg. Stride Length [m]	5.9	7.6	7.8	7.6	7.7	7.7	7.4



- [ ] Ranking at each section and finish
- .-.- No data available at this section
- NA No data available



Horse/Jockey Name	Sha Of Gomer
Final Rank	6
Fastest Section Time (Section)	0:11.03 (400m)
Top Speed [km/h] (Section)	66.8 (400m)
Race State	Finished

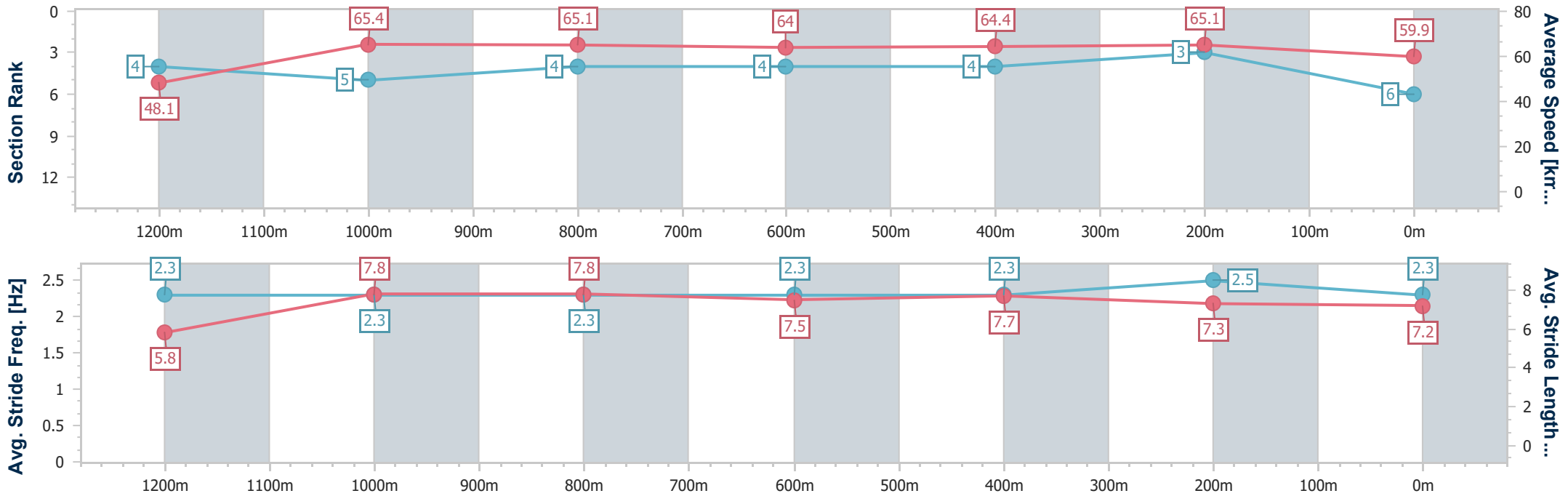


**Doomben QLD Professional**  
**Race 10: Ladbrokes Romantic Warrior 2023 BM85 Handicap - 1350m**  
 26 October 2024 - 17:18  
 Track Rating: Good 4, Weather: Fine, Rail Position: +0.5m Entire



BRISBANE  
RACING CLUB

Section	Overall	1200m	1000m	800m	600m	400m	200m
Section Times	1:18.91 [6] (0:11.21)	1:07.70 [4] (0:11.05)	0:56.65 [5] (0:11.08)	0:45.57 [4] (0:11.31)	0:34.26 [4] (0:11.21)	0:23.05 [4] (0:11.03)	0:12.02 [3] (0:12.02)
Average Speed [km/h]	48.1	65.4	65.1	64.0	64.4	65.1	59.9
Top Speed [km/h]	64.6	66.6	66.6	65.5	64.9	66.8	64.7
Avg. Dist. to Rail [m]	4.5	1.6	1.6	1.3	0.5	1.2	2.1
Avg. Stride Freq. [Hz]	2.3	2.3	2.3	2.3	2.3	2.5	2.3
Avg. Stride Length [m]	5.8	7.8	7.8	7.5	7.7	7.3	7.2



- [ ] Ranking at each section and finish
- .-.- No data available at this section
- NA No data available





Horse/Jockey Name	Super Duck
Final Rank	7
Fastest Section Time (Section)	0:10.95 (400m)
Top Speed [km/h] (Section)	67.5 (400m)
Race State	Finished

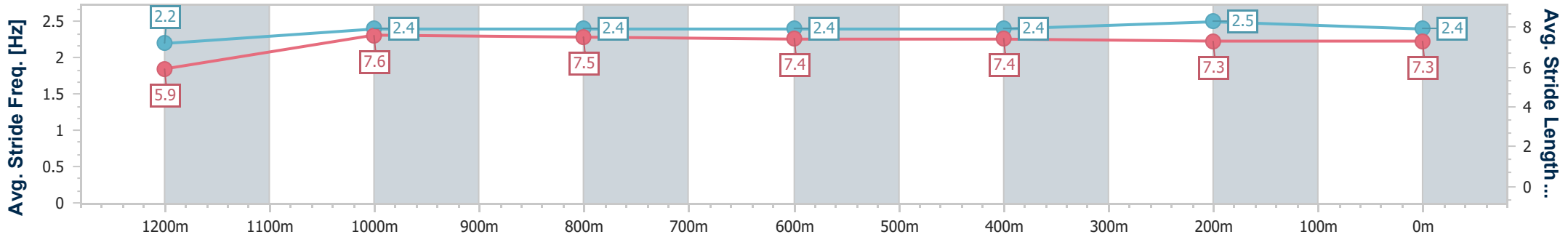
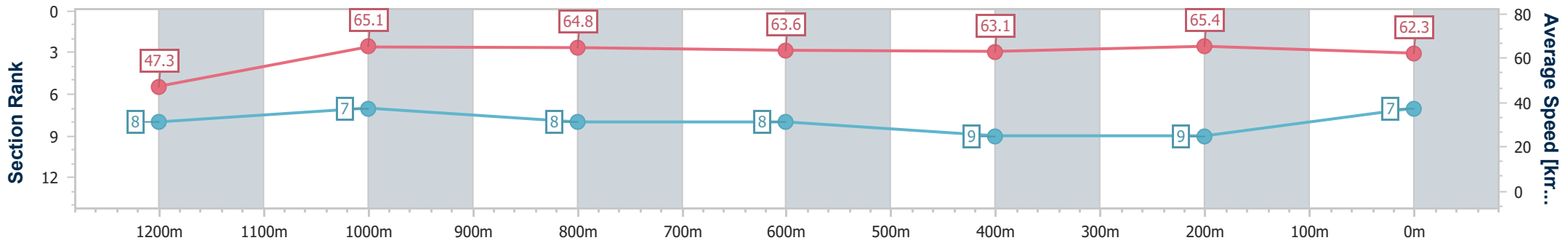


**Doomben QLD Professional**  
**Race 10: Ladbrokes Romantic Warrior 2023 BM85 Handicap - 1350m**  
 26 October 2024 - 17:18  
 Track Rating: Good 4, Weather: Fine, Rail Position: +0.5m Entire



BRISBANE  
RACING CLUB

Section	Overall	1200m	1000m	800m	600m	400m	200m
Section Times	1:19.00 [7] (0:11.44)	1:07.56 [8] (0:11.07)	0:56.49 [7] (0:11.14)	0:45.35 [8] (0:11.42)	0:33.93 [8] (0:11.40)	0:22.53 [9] (0:10.95)	0:11.58 [9] (0:11.58)
Average Speed [km/h]	47.3	65.1	64.8	63.6	63.1	65.4	62.3
Top Speed [km/h]	64.6	67.4	66.9	64.6	64.3	67.5	65.7
Avg. Dist. to Rail [m]	6.5	1.6	1.6	1.2	0.6	1.0	0.8
Avg. Stride Freq. [Hz]	2.2	2.4	2.4	2.4	2.4	2.5	2.4
Avg. Stride Length [m]	5.9	7.6	7.5	7.4	7.4	7.3	7.3



- [ ] Ranking at each section and finish
- .-.- No data available at this section
- NA No data available



Horse/Jockey Name	Oughton
Final Rank	8
Fastest Section Time (Section)	0:10.98 (400m)
Top Speed [km/h] (Section)	67.1 (400m)
Race State	Finished

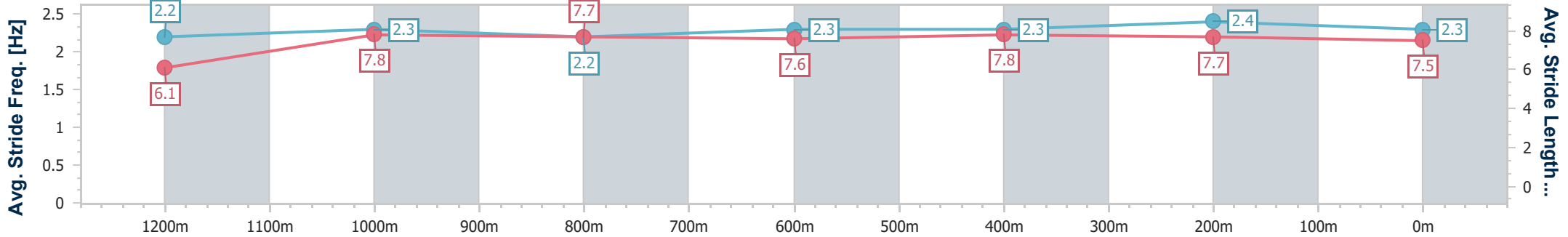
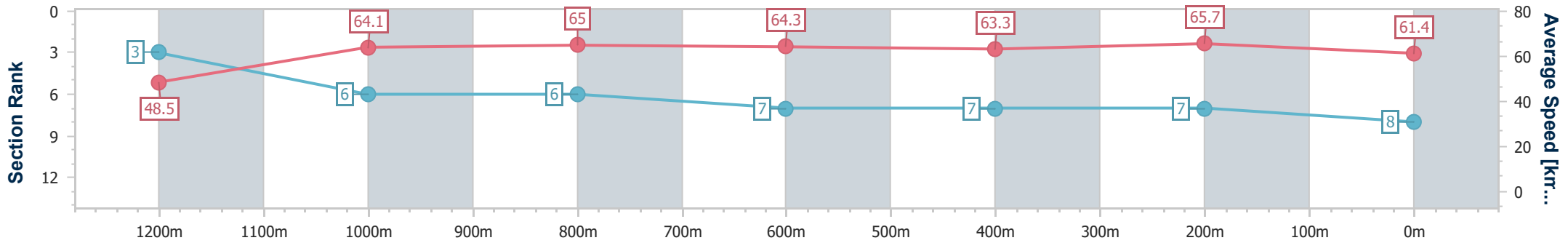


**Doomben QLD Professional**  
**Race 10: Ladbrokes Romantic Warrior 2023 BM85 Handicap - 1350m**  
 26 October 2024 - 17:18  
 Track Rating: Good 4, Weather: Fine, Rail Position: +0.5m Entire



BRISBANE  
RACING CLUB

Section	Overall	1200m	1000m	800m	600m	400m	200m
Section Times	1:19.00 [8] (0:11.14)	1:07.86 [3] (0:11.23)	0:56.63 [6] (0:11.16)	0:45.47 [6] (0:11.31)	0:34.16 [7] (0:11.42)	0:22.74 [7] (0:10.98)	0:11.76 [7] (0:11.76)
Average Speed [km/h]	48.5	64.1	65.0	64.3	63.3	65.7	61.4
Top Speed [km/h]	62.6	66.3	66.4	65.1	66.5	67.1	63.9
Avg. Dist. to Rail [m]	6.8	3.1	2.2	1.9	1.3	1.2	2.3
Avg. Stride Freq. [Hz]	2.2	2.3	2.2	2.3	2.3	2.4	2.3
Avg. Stride Length [m]	6.1	7.8	7.7	7.6	7.8	7.7	7.5



- [ ] Ranking at each section and finish
- .-.- No data available at this section
- NA No data available



Horse/Jockey Name	Blakmax
Final Rank	9
Fastest Section Time (Section)	0:10.98 (1200m)
Top Speed [km/h] (Section)	67.5 (1200m)
Race State	Finished

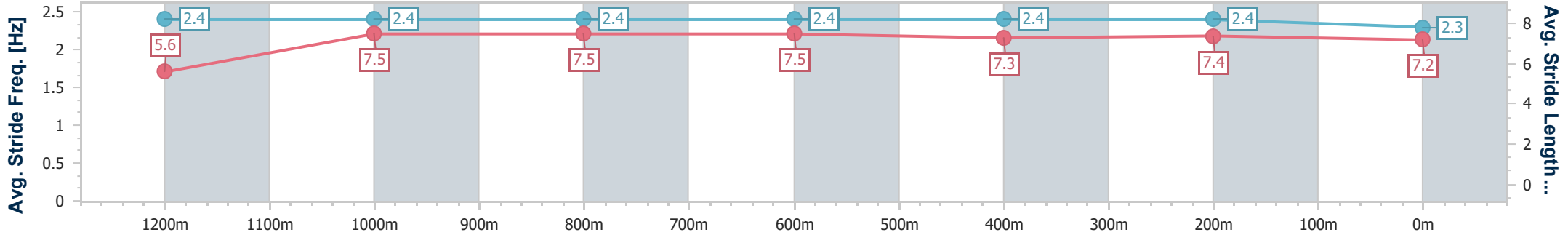
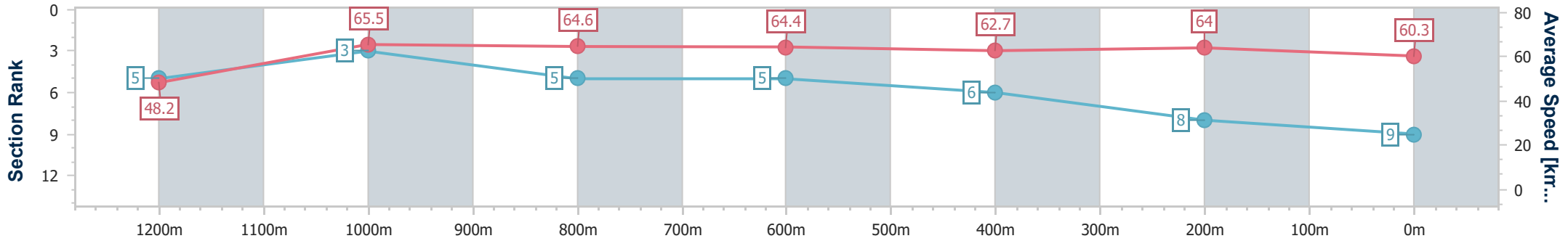


**Doomben QLD Professional**  
**Race 10: Ladbrokes Romantic Warrior 2023 BM85 Handicap - 1350m**  
 26 October 2024 - 17:18  
 Track Rating: Good 4, Weather: Fine, Rail Position: +0.5m Entire



BRISBANE  
RACING CLUB

Section	Overall	1200m	1000m	800m	600m	400m	200m
Section Times	1:19.33 [9] (0:11.23)	1:08.10 [5] (0:10.98)	0:57.12 [3] (0:11.21)	0:45.91 [5] (0:11.28)	0:34.63 [5] (0:11.45)	0:23.18 [6] (0:11.24)	0:11.94 [8] (0:11.94)
Average Speed [km/h]	48.2	65.5	64.6	64.4	62.7	64.0	60.3
Top Speed [km/h]	63.7	67.5	66.5	65.2	64.3	65.0	63.2
Avg. Dist. to Rail [m]	5.5	2.8	3.2	0.9	0.6	0.8	1.4
Avg. Stride Freq. [Hz]	2.4	2.4	2.4	2.4	2.4	2.4	2.3
Avg. Stride Length [m]	5.6	7.5	7.5	7.5	7.3	7.4	7.2



- [ ] Ranking at each section and finish
- .-.- No data available at this section
- NA No data available