



# Toowoomba QLD Professional

## Race 1: MPC Kinetic Class 1 Handicap - 1050m

26 October 2024 - 17:45



Track Rating: Good 4, Weather: Fine, Rail Position: +1m Entire

Section													Last 600m	
Field Times		Overall	1000m	800m	600m	400m	200m						0:34.69	
		1:01.95 (0:04.93)	0:57.02 (0:11.27)	0:45.75 (0:11.06)	0:34.69 (0:11.28)	0:23.41 (0:11.68)	0:11.73 (0:11.73)							
Rank	TAB	Horse/Jockey	Barrier	Top Speed [km/h]	Fastest Section							Margin	Distance Travelled [m]	
1	3	<b>SURREAL ASCOT</b> Shania Willis	4	67.6 1000m	0:05.10 Overall	1:01.95 [1] (0:05.10)	0:56.85 [5] (0:11.10)	0:45.75 [1] (0:11.07)	0:34.68 [2] (0:11.27)	0:23.41 [1] (0:11.68)	0:11.73 [1] (0:11.73)	1:01.95	0:34.68	
2	4	<b>PIA MIA</b> Karl Zechner	6	67.7 1000m	0:04.93 Overall	1:02.05 [2] (0:04.93)	0:57.12 [2] (0:11.45)	0:45.67 [5] (0:11.15)	0:34.52 [5] (0:11.45)	0:23.07 [5] (0:11.37)	0:11.70 [2] (0:11.70)	0.5L	0:34.52	+7
3	8	<b>HUMAN TOUCH</b> Luke Tarrant	8	66.6 600m	0:05.28 Overall	1:02.19 [3] (0:05.28)	0:56.91 [7] (0:11.74)	0:45.17 [8] (0:11.23)	0:33.94 [8] (0:11.18)	0:22.76 [8] (0:11.37)	0:11.39 [6] (0:11.39)	1.3L	0:33.94	+12
4	9	<b>ARIAT</b> Kenji Yoshida	7	65.3 1000m	0:05.18 Overall	1:02.29 [4] (0:05.18)	0:57.11 [6] (0:11.55)	0:45.56 [7] (0:11.19)	0:34.37 [7] (0:11.33)	0:23.04 [7] (0:11.49)	0:11.55 [3] (0:11.55)	1.8L	0:34.37	+2
5	10	<b>DUCHESS BREE</b> Amy Graham	3	66.1 800m	0:05.47 Overall	1:03.05 [5] (0:05.47)	0:57.58 [8] (0:11.93)	0:45.65 [9] (0:11.01)	0:34.64 [9] (0:11.28)	0:23.36 [9] (0:11.44)	0:11.92 [9] (0:11.92)	6.1L	0:34.64	+0
6	2	<b>READY AND LUCKY</b> Chelsea Baker	5	67.2 800m	0:05.09 Overall	1:03.25 [6] (0:05.09)	0:58.16 [4] (0:11.16)	0:47.00 [3] (0:11.01)	0:35.99 [1] (0:11.55)	0:24.44 [3] (0:11.94)	0:12.50 [5] (0:12.50)	7.1L	0:35.99	+6
7	6	<b>HOKUSAI</b> Rob Thorburn	9	66.8 800m	0:04.93 Overall	1:03.31 [7] (0:04.93)	0:58.38 [1] (0:11.40)	0:46.98 [4] (0:11.04)	0:35.94 [3] (0:11.55)	0:24.39 [4] (0:11.83)	0:12.56 [4] (0:12.56)	7.3L	0:35.94	+13
8	11	<b>COLLAGEN QUEEN</b> Casey Waddell	2	67.6 1000m	0:05.52 Overall	1:03.69 [8] (0:05.52)	0:58.17 [9] (0:11.20)	0:46.97 [6] (0:11.05)	0:35.92 [6] (0:11.38)	0:24.54 [6] (0:11.82)	0:12.72 [7] (0:12.72)	9.6L	0:35.92	+1
9	5	<b>COLTMAN</b> Hannah Richardson	1	67.9 1000m	0:05.08 Overall	1:04.49 [9] (0:05.08)	0:59.41 [3] (0:11.15)	0:48.26 [2] (0:11.16)	0:37.10 [4] (0:11.39)	0:25.71 [2] (0:12.22)	0:13.49 [8] (0:13.49)	14.1L	0:37.10	+1

Scratched: Ten Trinity Square (#1), Steller Eagle (#7)

[ ] Ranking at each section and finish  
 -:-:- No data available at this section  
 NA No data available

SCN Saddle cloth number  
 DNF Did not finish  
 DNT Did not track



Horse/Jockey Name	Surreal Ascot
Final Rank	1
Fastest Section Time (Section)	0:05.10 (Overall)
Top Speed [km/h] (Section)	67.6 (1000m)
Race State	Finished



Toowoomba QLD Professional

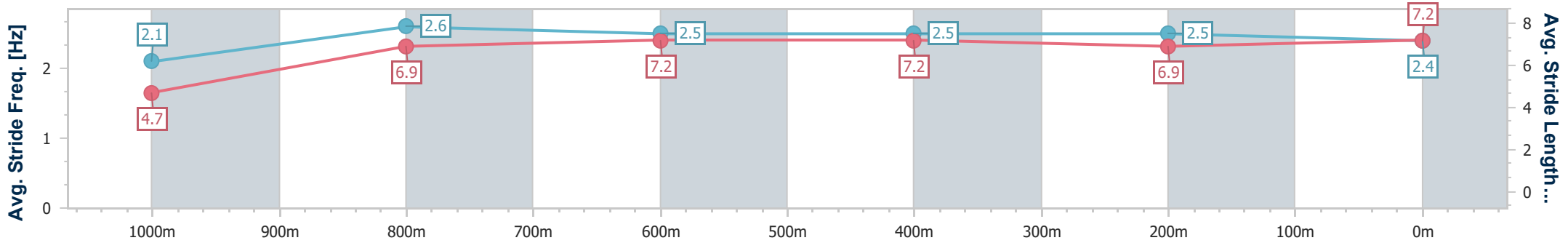
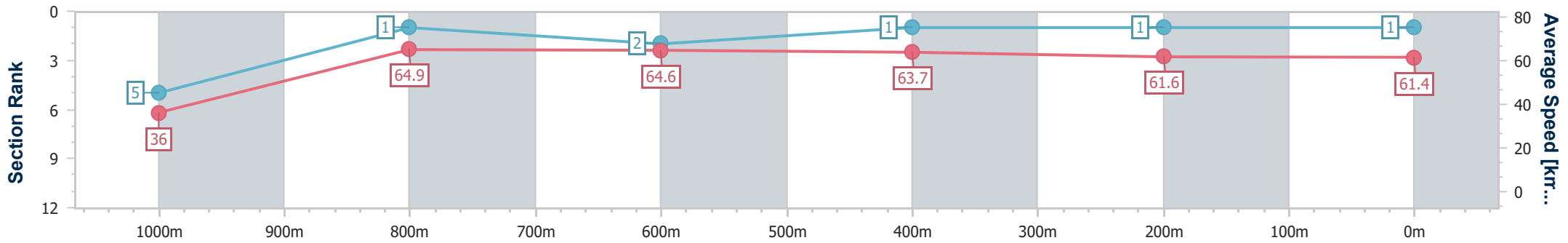
Race 1: MPC Kinetic Class 1 Handicap - 1050m

26 October 2024 - 17:45



Track Rating: Good 4, Weather: Fine, Rail Position: +1m Entire

Section	Overall	1000m	800m	600m	400m	200m
Section Times	1:01.95 [1] (0:05.10)	0:56.85 [5] (0:11.10)	0:45.75 [1] (0:11.07)	0:34.68 [2] (0:11.27)	0:23.41 [1] (0:11.68)	0:11.73 [1] (0:11.73)
Average Speed [km/h]	36.0	64.9	64.6	63.7	61.6	61.4
Top Speed [km/h]	56.8	67.6	66.6	64.7	62.7	62.2
Avg. Dist. to Rail [m]	1.8	0.2	1.3	1.2	0.9	0.4
Avg. Stride Freq. [Hz]	2.1	2.6	2.5	2.5	2.5	2.4
Avg. Stride Length [m]	4.7	6.9	7.2	7.2	6.9	7.2



- [ ] Ranking at each section and finish
- .-.- No data available at this section
- NA No data available



Horse/Jockey Name	Pia Mia
Final Rank	2
Fastest Section Time (Section)	0:04.93 (Overall)
Top Speed [km/h] (Section)	67.7 (1000m)
Race State	Finished



Toowoomba QLD Professional

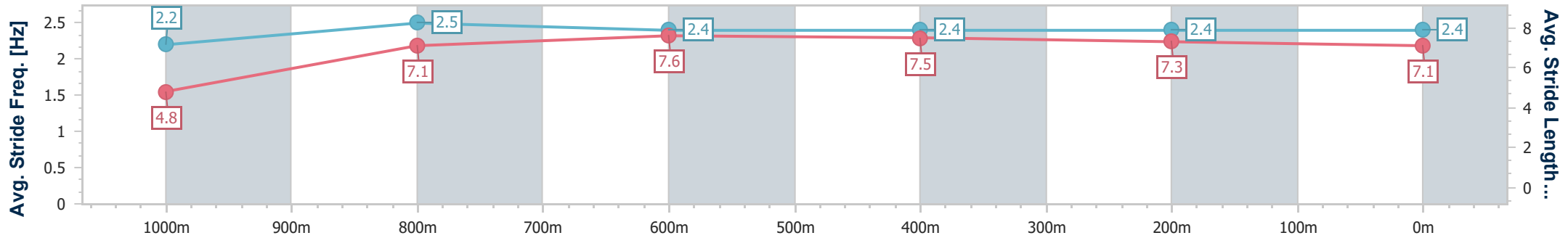
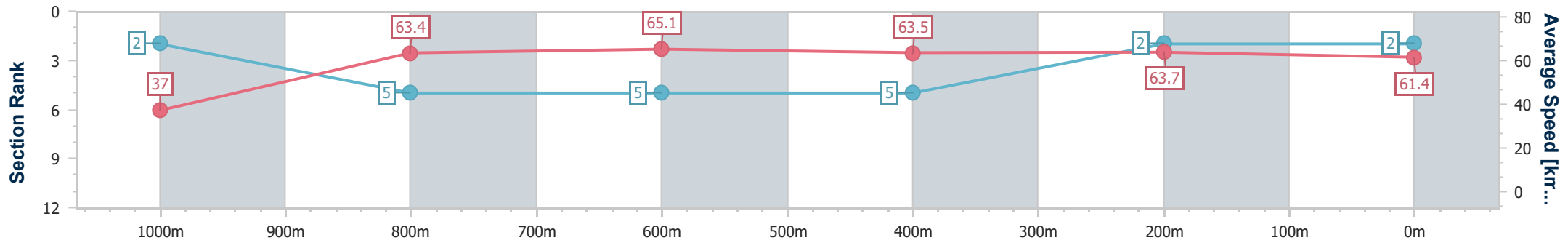
Race 1: MPC Kinetic Class 1 Handicap - 1050m

26 October 2024 - 17:45



Track Rating: Good 4, Weather: Fine, Rail Position: +1m Entire

Section	Overall	1000m	800m	600m	400m	200m
Section Times	1:02.05 [2] (0:04.93)	0:57.12 [2] (0:11.45)	0:45.67 [5] (0:11.15)	0:34.52 [5] (0:11.45)	0:23.07 [5] (0:11.37)	0:11.70 [2] (0:11.70)
Average Speed [km/h]	37.0	63.4	65.1	63.5	63.7	61.4
Top Speed [km/h]	55.1	67.7	66.1	66.1	65.0	62.8
Avg. Dist. to Rail [m]	8.0	4.4	1.7	2.0	2.3	1.5
Avg. Stride Freq. [Hz]	2.2	2.5	2.4	2.4	2.4	2.4
Avg. Stride Length [m]	4.8	7.1	7.6	7.5	7.3	7.1



- [ ] Ranking at each section and finish
- .-.- No data available at this section
- NA No data available



Horse/Jockey Name	Human Touch
Final Rank	3
Fastest Section Time (Section)	0:05.28 (Overall)
Top Speed [km/h] (Section)	66.6 (600m)
Race State	Finished



### Toowoomba QLD Professional

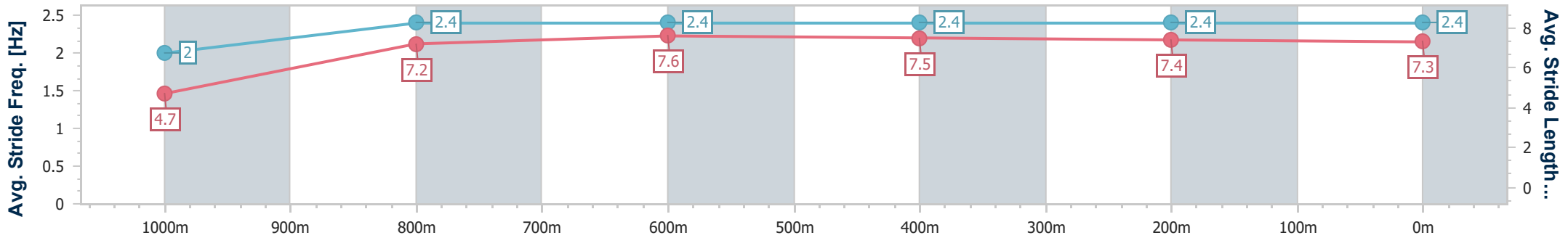
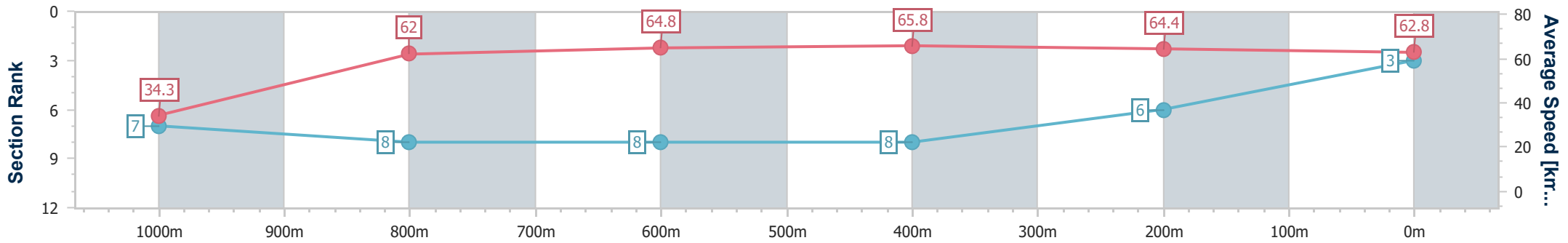
Race 1: MPC Kinetic Class 1 Handicap - 1050m

26 October 2024 - 17:45



Track Rating: Good 4, Weather: Fine, Rail Position: +1m Entire

Section	Overall	1000m	800m	600m	400m	200m
Section Times	1:02.19 [3] (0:05.28)	0:56.91 [7] (0:11.74)	0:45.17 [8] (0:11.23)	0:33.94 [8] (0:11.18)	0:22.76 [8] (0:11.37)	0:11.39 [6]
Average Speed [km/h]	34.3	62.0	64.8	65.8	64.4	62.8
Top Speed [km/h]	51.6	66.5	65.4	66.6	65.6	65.6
Avg. Dist. to Rail [m]	11.5	6.6	3.2	4.4	3.8	4.0
Avg. Stride Freq. [Hz]	2.0	2.4	2.4	2.4	2.4	2.4
Avg. Stride Length [m]	4.7	7.2	7.6	7.5	7.4	7.3



- [ ] Ranking at each section and finish
- .-.- No data available at this section
- NA No data available



Horse/Jockey Name	Ariat
Final Rank	4
Fastest Section Time (Section)	0:05.18 (Overall)
Top Speed [km/h] (Section)	65.3 (1000m)
Race State	Finished



Toowoomba QLD Professional

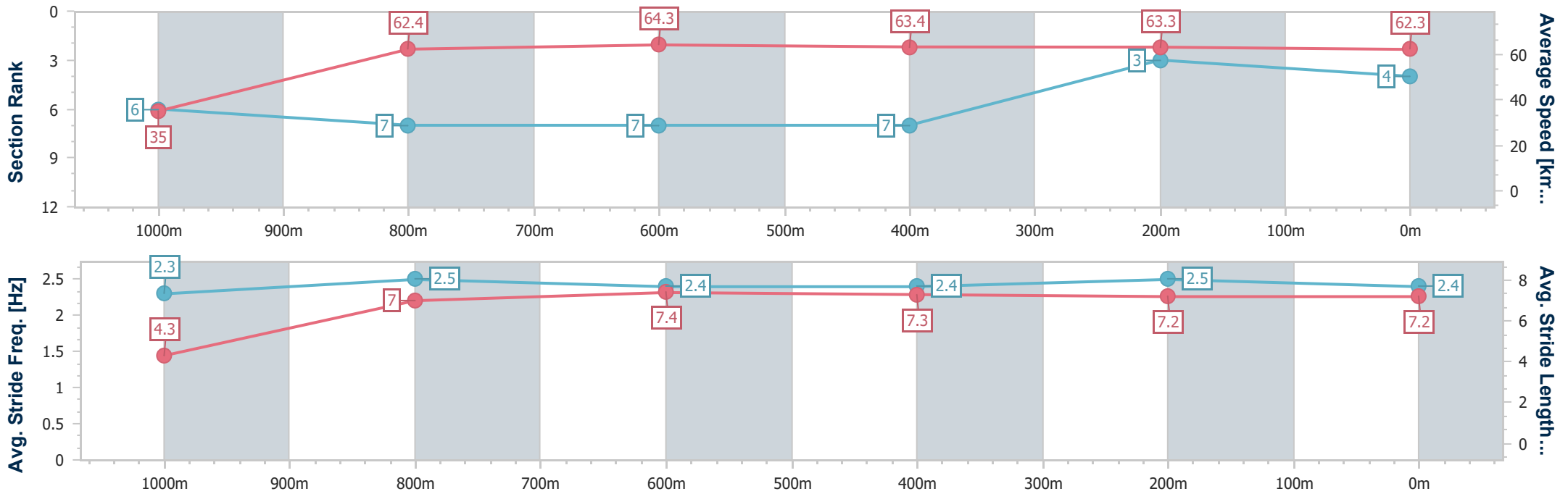
Race 1: MPC Kinetic Class 1 Handicap - 1050m

26 October 2024 - 17:45



Track Rating: Good 4, Weather: Fine, Rail Position: +1m Entire

Section	Overall	1000m	800m	600m	400m	200m
Section Times	1:02.29 [4] (0:05.18)	0:57.11 [6] (0:11.55)	0:45.56 [7] (0:11.19)	0:34.37 [7] (0:11.33)	0:23.04 [7] (0:11.49)	0:11.55 [3] (0:11.55)
Average Speed [km/h]	35.0	62.4	64.3	63.4	63.3	62.3
Top Speed [km/h]	52.7	65.3	65.1	64.9	64.1	63.7
Avg. Dist. to Rail [m]	5.9	2.0	0.7	0.3	2.4	1.4
Avg. Stride Freq. [Hz]	2.3	2.5	2.4	2.4	2.5	2.4
Avg. Stride Length [m]	4.3	7.0	7.4	7.3	7.2	7.2



- [ ] Ranking at each section and finish
- .-.- No data available at this section
- NA No data available



Horse/Jockey Name	Duchess Bree
Final Rank	5
Fastest Section Time (Section)	0:05.47 (Overall)
Top Speed [km/h] (Section)	66.1 (800m)
Race State	Finished



### Toowoomba QLD Professional

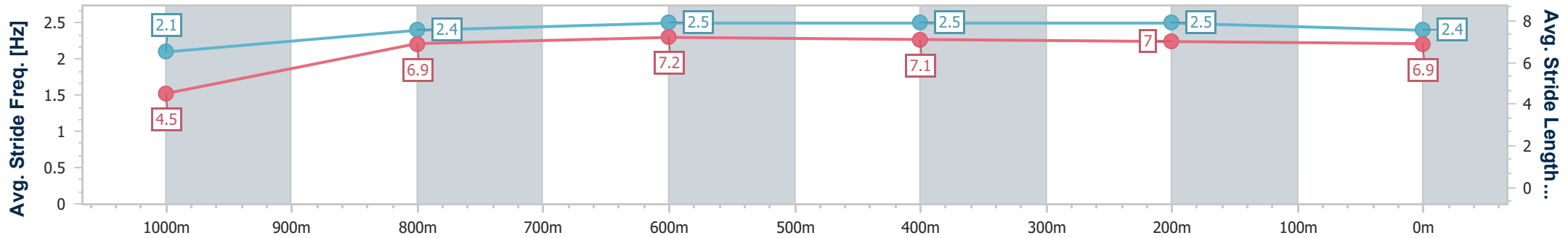
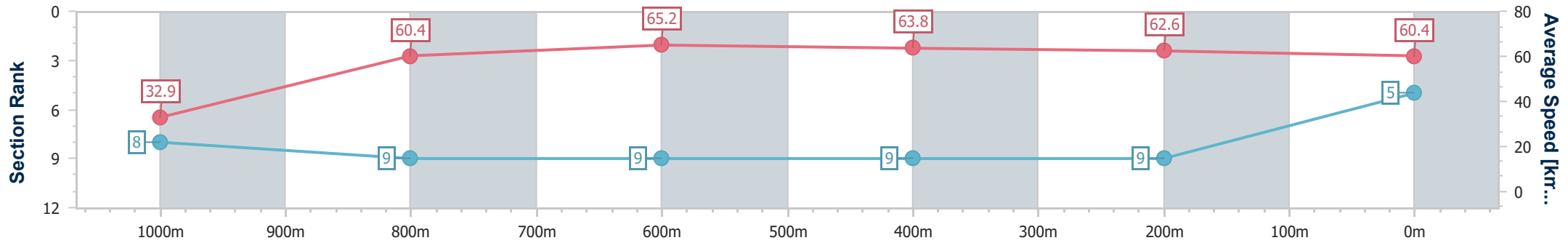
### Race 1: MPC Kinetic Class 1 Handicap - 1050m

26 October 2024 - 17:45



Track Rating: Good 4, Weather: Fine, Rail Position: +1m Entire

Section	Overall	1000m	800m	600m	400m	200m
Section Times	1:03.05 [5] (0:05.47)	0:57.58 [8] (0:11.93)	0:45.65 [9] (0:11.01)	0:34.64 [9] (0:11.28)	0:23.36 [9] (0:11.44)	0:11.92 [9]
Average Speed [km/h]	32.9	60.4	65.2	63.8	62.6	60.4
Top Speed [km/h]	51.0	65.4	66.1	64.6	63.8	62.0
Avg. Dist. to Rail [m]	2.1	1.1	0.9	0.2	1.2	2.4
Avg. Stride Freq. [Hz]	2.1	2.4	2.5	2.5	2.5	2.4
Avg. Stride Length [m]	4.5	6.9	7.2	7.1	7.0	6.9



- [ ] Ranking at each section and finish
- .-.- No data available at this section
- NA No data available



Horse/Jockey Name	Ready And Lucky
Final Rank	6
Fastest Section Time (Section)	0:05.09 (Overall)
Top Speed [km/h] (Section)	67.2 (800m)
Race State	Finished



Toowoomba QLD Professional

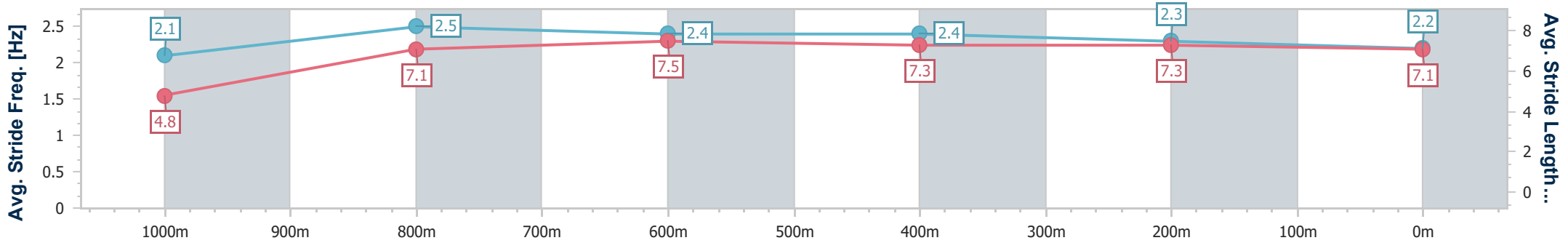
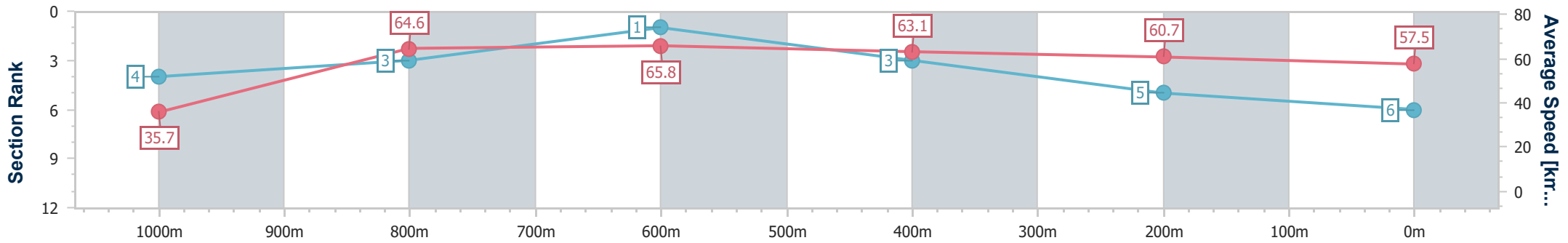
Race 1: MPC Kinetic Class 1 Handicap - 1050m

26 October 2024 - 17:45



Track Rating: Good 4, Weather: Fine, Rail Position: +1m Entire

Section	Overall	1000m	800m	600m	400m	200m
Section Times	1:03.25 [6] (0:05.09)	0:58.16 [4] (0:11.16)	0:47.00 [3] (0:11.01)	0:35.99 [1] (0:11.55)	0:24.44 [3] (0:11.94)	0:12.50 [5] (0:12.50)
Average Speed [km/h]	35.7	64.6	65.8	63.1	60.7	57.5
Top Speed [km/h]	56.5	67.0	67.2	65.9	62.1	59.0
Avg. Dist. to Rail [m]	3.4	1.8	1.2	2.5	1.3	1.5
Avg. Stride Freq. [Hz]	2.1	2.5	2.4	2.4	2.3	2.2
Avg. Stride Length [m]	4.8	7.1	7.5	7.3	7.3	7.1



- [ ] Ranking at each section and finish
- .-.- No data available at this section
- NA No data available



Horse/Jockey Name	Hokusai
Final Rank	7
Fastest Section Time (Section)	0:04.93 (Overall)
Top Speed [km/h] (Section)	66.8 (800m)
Race State	Finished



Toowoomba QLD Professional

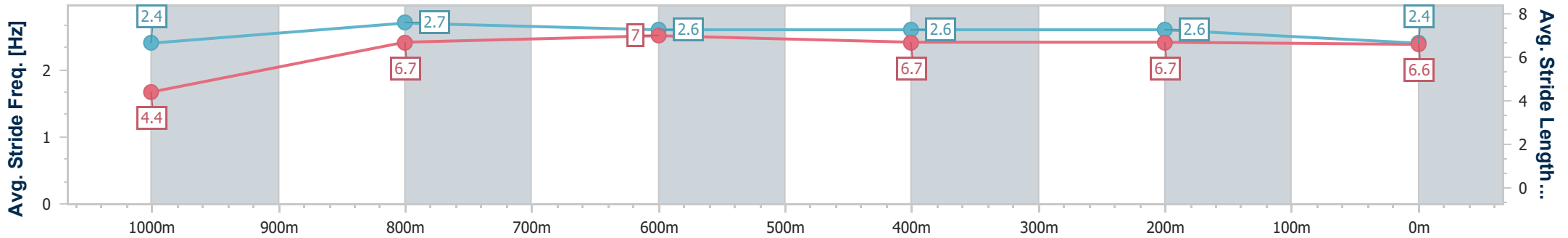
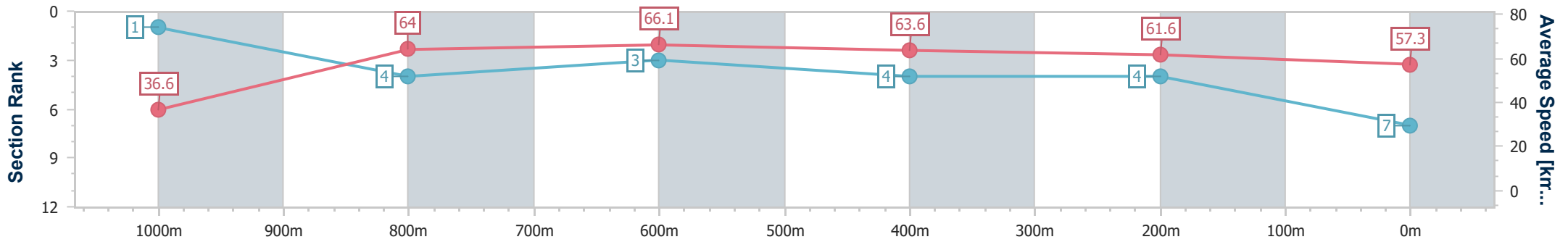
Race 1: MPC Kinetic Class 1 Handicap - 1050m

26 October 2024 - 17:45



Track Rating: Good 4, Weather: Fine, Rail Position: +1m Entire

Section	Overall	1000m	800m	600m	400m	200m
Section Times	1:03.31 [7] (0:04.93)	0:58.38 [1] (0:11.40)	0:46.98 [4] (0:11.04)	0:35.94 [3] (0:11.55)	0:24.39 [4] (0:11.83)	0:12.56 [4] (0:12.56)
Average Speed [km/h]	36.6	64.0	66.1	63.6	61.6	57.3
Top Speed [km/h]	54.5	66.3	66.8	66.6	63.0	59.8
Avg. Dist. to Rail [m]	9.8	6.5	3.2	3.7	2.5	0.9
Avg. Stride Freq. [Hz]	2.4	2.7	2.6	2.6	2.6	2.4
Avg. Stride Length [m]	4.4	6.7	7.0	6.7	6.7	6.6



- [ ] Ranking at each section and finish
- .-.- No data available at this section
- NA No data available





Horse/Jockey Name	Collagen Queen
Final Rank	8
Fastest Section Time (Section)	0:05.52 (Overall)
Top Speed [km/h] (Section)	67.6 (1000m)
Race State	Finished



### Toowoomba QLD Professional

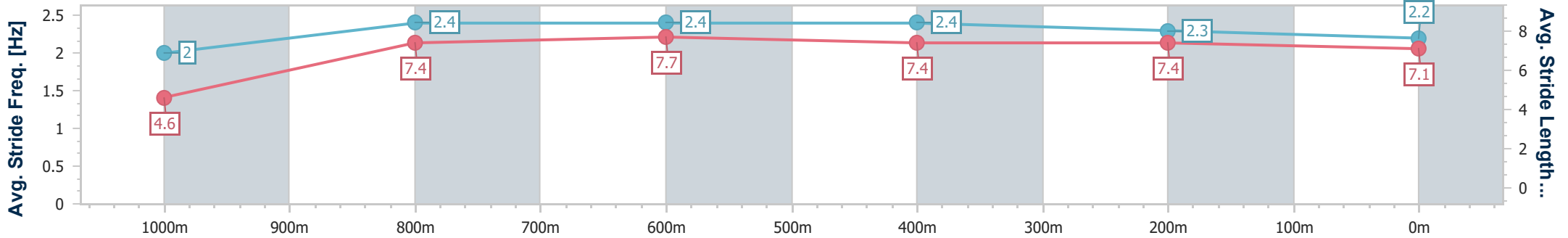
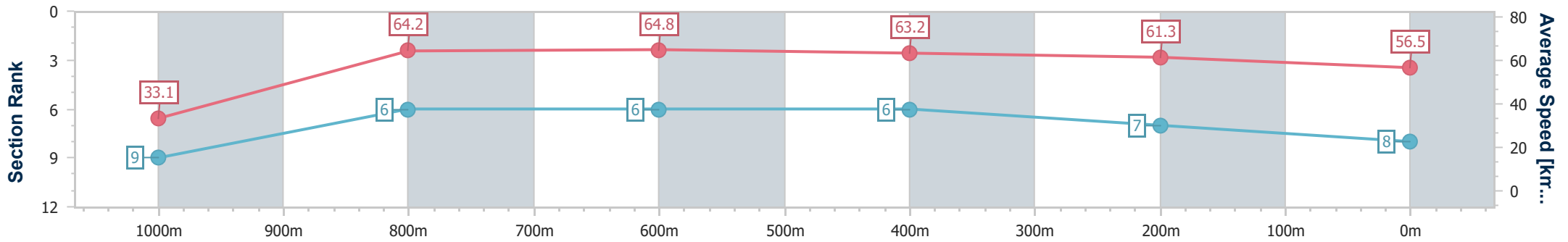
Race 1: MPC Kinetic Class 1 Handicap - 1050m

26 October 2024 - 17:45



Track Rating: Good 4, Weather: Fine, Rail Position: +1m Entire

Section	Overall	1000m	800m	600m	400m	200m
Section Times	1:03.69 [8] (0:05.52)	0:58.17 [9] (0:11.20)	0:46.97 [6] (0:11.05)	0:35.92 [6] (0:11.38)	0:24.54 [6] (0:11.82)	0:12.72 [7] (0:12.72)
Average Speed [km/h]	33.1	64.2	64.8	63.2	61.3	56.5
Top Speed [km/h]	54.2	67.6	66.2	65.3	62.2	61.0
Avg. Dist. to Rail [m]	2.3	1.5	1.4	0.7	1.2	0.4
Avg. Stride Freq. [Hz]	2.0	2.4	2.4	2.4	2.3	2.2
Avg. Stride Length [m]	4.6	7.4	7.7	7.4	7.4	7.1



- [ ] Ranking at each section and finish
- .-.- No data available at this section
- NA No data available



Horse/Jockey Name	Coltman
Final Rank	9
Fastest Section Time (Section)	0:05.08 (Overall)
Top Speed [km/h] (Section)	67.9 (1000m)
Race State	Finished



### Toowoomba QLD Professional

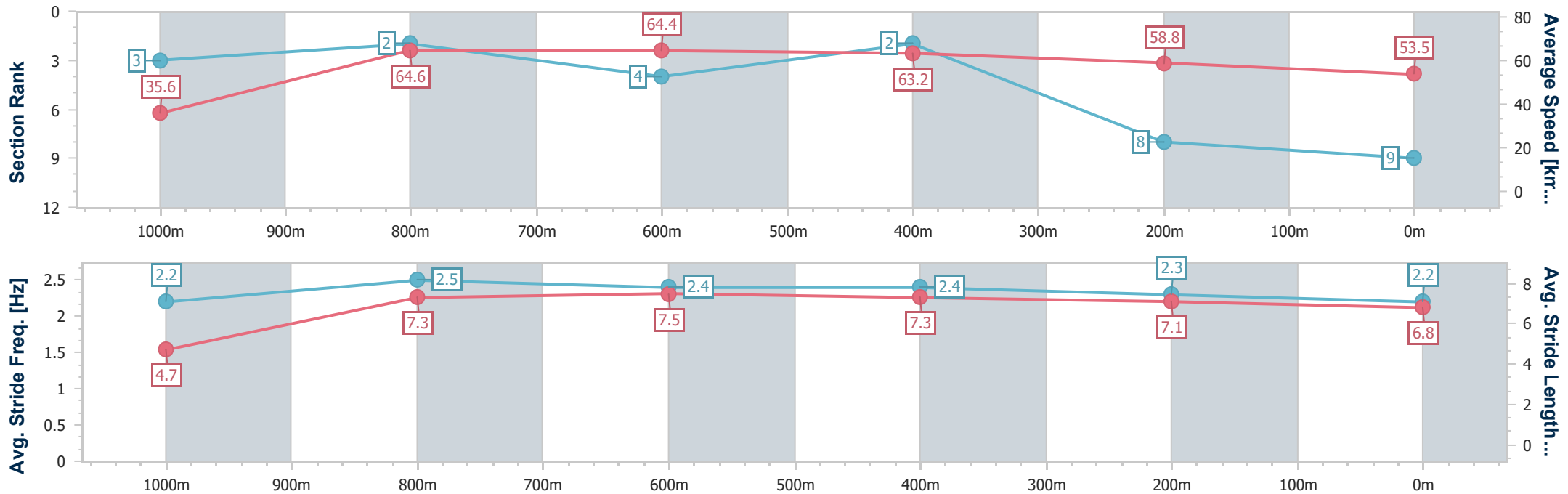
Race 1: MPC Kinetic Class 1 Handicap - 1050m

26 October 2024 - 17:45



Track Rating: Good 4, Weather: Fine, Rail Position: +1m Entire

Section	Overall	1000m	800m	600m	400m	200m
Section Times	1:04.49 [9] (0:05.08)	0:59.41 [3] (0:11.15)	0:48.26 [2] (0:11.16)	0:37.10 [4] (0:11.39)	0:25.71 [2] (0:12.22)	0:13.49 [8] (0:13.49)
Average Speed [km/h]	35.6	64.6	64.4	63.2	58.8	53.5
Top Speed [km/h]	55.3	67.9	65.9	65.1	61.3	56.0
Avg. Dist. to Rail [m]	1.9	0.8	0.8	0.2	0.2	1.0
Avg. Stride Freq. [Hz]	2.2	2.5	2.4	2.4	2.3	2.2
Avg. Stride Length [m]	4.7	7.3	7.5	7.3	7.1	6.8



- [ ] Ranking at each section and finish
- .-.- No data available at this section
- NA No data available