



# Townsville QLD Professional

## Race 1: Ausnorth Building and Construction BENCHMARK 58 Handicap - 1609m

26 October 2024 - 01:00



Track Rating: Good 4, Weather: Fine, Rail Position: True

Section		Overall	1400m	1200m	1000m	800m	600m	400m	Last 600m				
Field Times		58:55.99 (57:33.86)	1:22.13 (0:11.25)	1:10.88 (0:11.32)	0:59.56 (0:11.33)	0:48.23 (0:11.22)	0:37.01 (0:11.73)	0:25.28 (0:12.17)	0:37.01				
Rank	TAB Horse/Jockey	Barrier	Top Speed [km/h]	Fastest Section									Distance Travelled [m]
1	5 THE REAL THING Pietro Romeo	9	65.3 800m	0:11.23 800m	58:55.99 [1] (57:33.86)	1:22.13 [1] (0:11.28)	1:10.85 [2] (0:11.36)	0:59.49 [2] (0:11.40)	0:48.09 [2] (0:11.23)	0:36.86 [2] (0:11.62)	0:25.24 [2] (0:12.13)	0:36.86	
2	1 TAVISTEEL Gabrielle Semmens	1	65.2 1200m	0:11.24 1200m	58:56.04 [2] (57:34.19)	1:21.85 [3] (0:11.36)	1:10.49 [3] (0:11.24)	0:59.25 [3] (0:11.42)	0:47.83 [3] (0:11.28)	0:36.55 [3] (0:11.62)	0:24.93 [3] (0:12.11)	0:36.55	-6
3	2 GOING NUCLEAR Scott Sheargold	5	65.4 800m	0:11.21 800m	58:56.09 [3] (57:34.30)	1:21.79 [4] (0:11.35)	1:10.44 [5] (0:11.43)	0:59.01 [5] (0:11.51)	0:47.50 [5] (0:11.21)	0:36.29 [5] (0:11.49)	0:24.80 [4] (0:12.03)	0:36.29	-4
4	9 PLUCKERCARN Chris Whiteley	7	67.3 600m	0:11.24 600m	58:56.22 [4] (57:34.51)	1:21.71 [8] (0:11.74)	1:09.97 [9] (0:11.35)	0:58.62 [9] (0:11.60)	0:47.02 [9] (0:11.29)	0:35.73 [9] (0:11.24)	0:24.49 [6] (0:11.81)	0:35.73	+5
5	3 READY TO PARDON Nathan Day	6	64.8 800m	0:11.18 1400m	58:56.42 [5] (57:33.93)	1:22.49 [2] (0:11.18)	1:11.31 [1] (0:11.32)	0:59.99 [1] (0:11.33)	0:48.66 [1] (0:11.22)	0:37.44 [1] (0:11.73)	0:25.71 [1] (0:12.25)	0:37.44	-7
6	4 KELLERS SHELTER Lacey Morrison	8	64.9 1400m	0:11.29 1200m	58:56.72 [6] (57:34.77)	1:21.95 [9] (0:11.35)	1:10.60 [8] (0:11.29)	0:59.31 [8] (0:11.55)	0:47.76 [8] (0:11.45)	0:36.31 [8] (0:11.75)	0:24.56 [9] (0:11.97)	0:36.31	-2
7	8 BRAND NEW Chelsea Jokic	3	64.3 1200m	0:11.30 1200m	58:56.76 [7] (57:34.49)	1:22.27 [7] (0:11.49)	1:10.78 [7] (0:11.30)	0:59.48 [7] (0:11.48)	0:48.00 [7] (0:11.43)	0:36.57 [7] (0:11.67)	0:24.90 [7] (0:12.16)	0:36.57	-1
8	6 PROSPETTIVA Jackson Murphy	2	65.0 1200m	0:11.30 1200m	58:56.86 [8] (57:34.48)	1:22.38 [6] (0:11.44)	1:10.94 [6] (0:11.30)	0:59.64 [6] (0:11.50)	0:48.14 [6] (0:11.44)	0:36.70 [6] (0:11.76)	0:24.94 [8] (0:12.11)	0:36.70	-9
9	7 OODLES Michael Murphy	4	67.3 1400m	0:11.11 1400m	58:57.34 [9] (57:34.47)	1:22.87 [5] (0:11.11)	1:11.76 [4] (0:11.32)	1:00.44 [4] (0:11.44)	0:49.00 [4] (0:11.34)	0:37.66 [4] (0:11.92)	0:25.74 [5] (0:12.46)	0:37.66	+1

[ ] Ranking at each section and finish  
 -:-:- No data available at this section  
 NA No data available

SCN Saddle cloth number  
 DNF Did not finish  
 DNT Did not track



# Townsville QLD Professional

## Race 1: Ausnorth Building and Construction BENCHMARK 58 Handicap - 1609m

26 October 2024 - 01:00



Track Rating: Good 4, Weather: Fine, Rail Position: True

Section				200m				Last 600m	
Field Times				0:13.11 (0:13.11)				0:37.01	
Rank	TAB	Horse/Jockey	Barrier	Top Speed [km/h]	Fastest Section	Margin			Distance Travelled [m]
1	5	<b>THE REAL THING</b> Pietro Romeo	9	65.3 800m	0:11.23 800m	0:13.11 [1] (0:13.11)	58:55.99		0:36.86
2	1	<b>TAVISTEEL</b> Gabrielle Semmens	1	65.2 1200m	0:11.24 1200m	0:12.82 [3] (0:12.82)	0.31L		0:36.55 -6
3	2	<b>GOING NUCLEAR</b> Scott Sheargold	5	65.4 800m	0:11.21 800m	0:12.77 [4] (0:12.77)	0.58L		0:36.29 -4
4	9	<b>PLUCKERCARN</b> Chris Whiteley	7	67.3 600m	0:11.24 600m	0:12.68 [5] (0:12.68)	1.35L		0:35.73 +5
5	3	<b>READY TO PARDON</b> Nathan Day	6	64.8 800m	0:11.18 1400m	0:13.46 [2] (0:13.46)	2.53L		0:37.44 -7
6	4	<b>KELLERS SHELTER</b> Lacey Morrison	8	64.9 1400m	0:11.29 1200m	0:12.59 [9] (0:12.59)	4.32L		0:36.31 -2
7	8	<b>BRAND NEW</b> Chelsea Jokic	3	64.3 1200m	0:11.30 1200m	0:12.74 [6] (0:12.74)	4.52L		0:36.57 -1
8	6	<b>PROSPETTIVA</b> Jackson Murphy	2	65.0 1200m	0:11.30 1200m	0:12.83 [7] (0:12.83)	5.15L		0:36.70 -9
9	7	<b>OODLES</b> Michael Murphy	4	67.3 1400m	0:11.11 1400m	0:13.28 [8] (0:13.28)	7.94L		0:37.66 +1

[ ] Ranking at each section and finish  
 -:-:- No data available at this section  
 NA No data available

SCN Saddle cloth number  
 DNF Did not finish  
 DNT Did not track



Horse/Jockey Name	The Real Thing
Final Rank	1
Fastest Section Time (Section)	0:11.23 (800m)
Top Speed [km/h] (Section)	65.3 (800m)
Race State	Finished



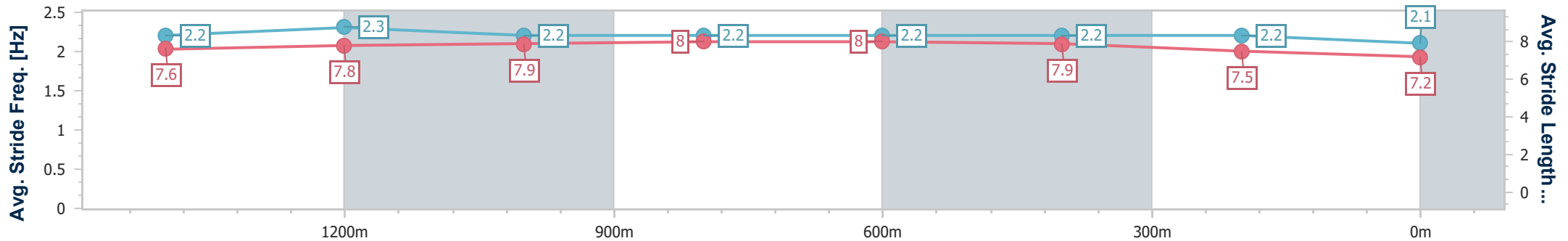
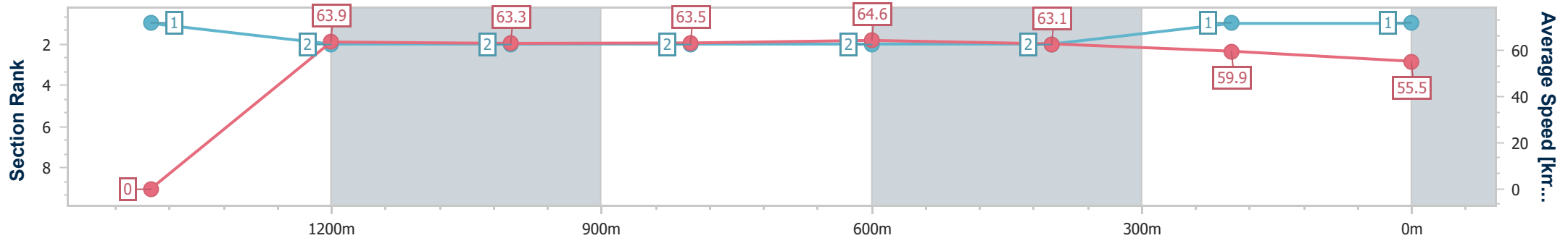
Townsville QLD Professional  
Race 1: Ausnorth Building and Construction BENCHMARK 58  
Handicap - 1609m



26 October 2024 - 01:00

Track Rating: Good 4, Weather: Fine, Rail Position: True

Section	Overall	1400m	1200m	1000m	800m	600m	400m	200m					
Section Times	58:55.99 [1] (57:33.86)	1:22.13 [1] (0:11.28)	1:10.85 [2] (0:11.36)	0:59.49 [2] (0:11.40)	0:48.09 [2] (0:11.23)	0:36.86 [2] (0:11.62)	0:25.24 [2] (0:12.13)	0:13.11 [1] (0:13.11)					
Average Speed [km/h]	0.0	63.9	63.3	63.5	64.6	63.1	59.9	55.5					
Top Speed [km/h]	63.7	64.8	63.7	64.6	65.3	64.5	61.8	58.0					
Avg. Dist. to Rail [m]	7.5	0.2	0.6	0.8	1.8	3.5	5.0	5.5					
Avg. Stride Freq. [Hz]	2.2	2.3	2.2	2.2	2.2	2.2	2.2	2.1					
Avg. Stride Length [m]	7.6	7.8	7.9	8.0	8.0	7.9	7.5	7.2					



- [ ] Ranking at each section and finish
- .-.- No data available at this section
- NA No data available



Horse/Jockey Name	Tavistee
Final Rank	2
Fastest Section Time (Section)	0:11.24 (1200m)
Top Speed [km/h] (Section)	65.2 (1200m)
Race State	Finished



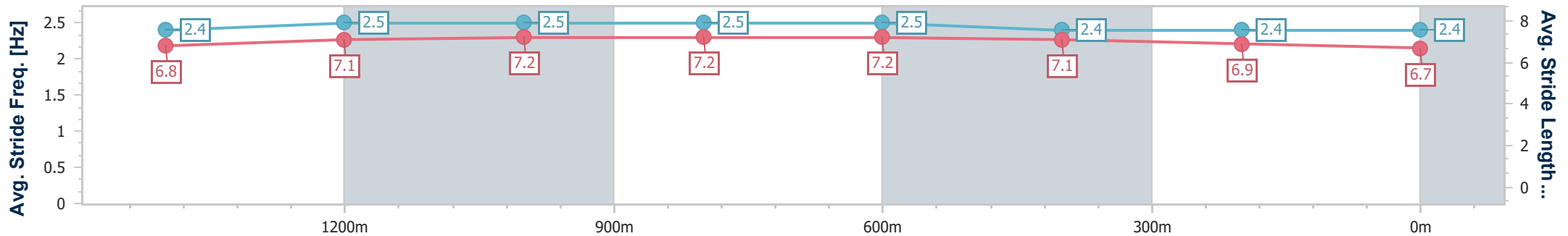
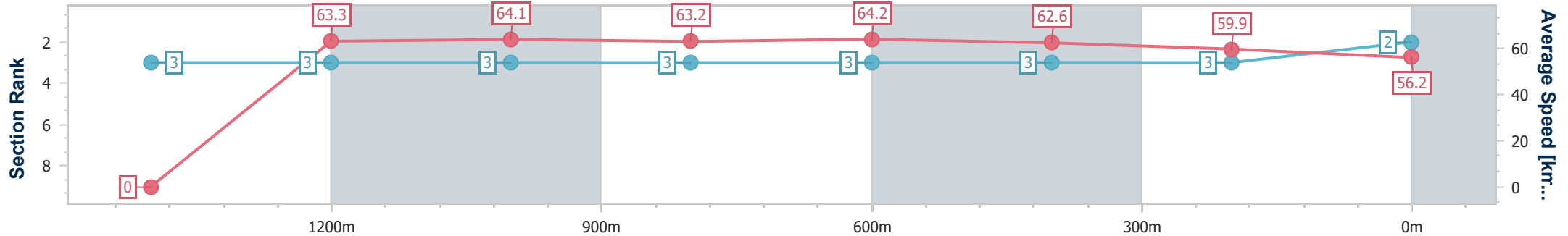
Townsville QLD Professional  
Race 1: Ausnorth Building and Construction BENCHMARK 58  
Handicap - 1609m



26 October 2024 - 01:00

Track Rating: Good 4, Weather: Fine, Rail Position: True

Section	Overall	1400m	1200m	1000m	800m	600m	400m	200m					
Section Times	58:56.04 [2] (57:34.19)	1:21.85 [3] (0:11.36)	1:10.49 [3] (0:11.24)	0:59.25 [3] (0:11.42)	0:47.83 [3] (0:11.28)	0:36.55 [3] (0:11.62)	0:24.93 [3] (0:12.11)	0:12.82 [3] (0:12.82)					
Average Speed [km/h]	0.0	63.3	64.1	63.2	64.2	62.6	59.9	56.2					
Top Speed [km/h]	62.2	65.1	65.2	64.6	64.7	63.7	62.3	58.9					
Avg. Dist. to Rail [m]	2.8	0.2	0.3	0.5	1.0	2.3	5.5	9.2					
Avg. Stride Freq. [Hz]	2.4	2.5	2.5	2.5	2.5	2.4	2.4	2.4					
Avg. Stride Length [m]	6.8	7.1	7.2	7.2	7.2	7.1	6.9	6.7					



- [ ] Ranking at each section and finish
- .-.- No data available at this section
- NA No data available



Horse/Jockey Name	Going Nuclear
Final Rank	3
Fastest Section Time (Section)	0:11.21 (800m)
Top Speed [km/h] (Section)	65.4 (800m)
Race State	Finished



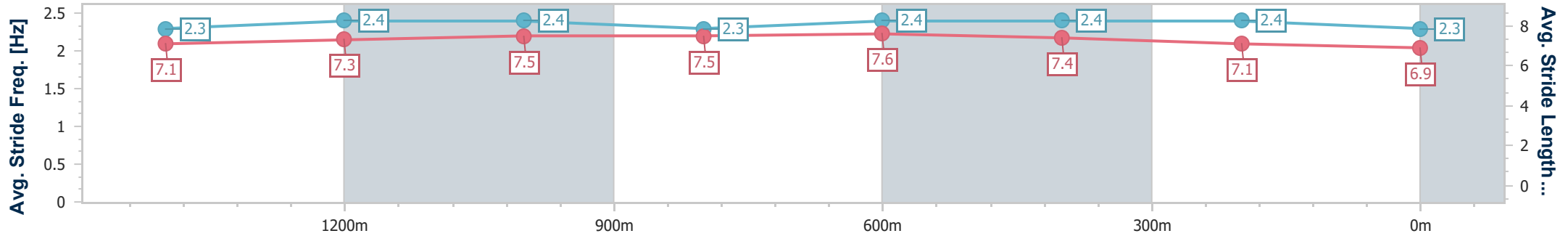
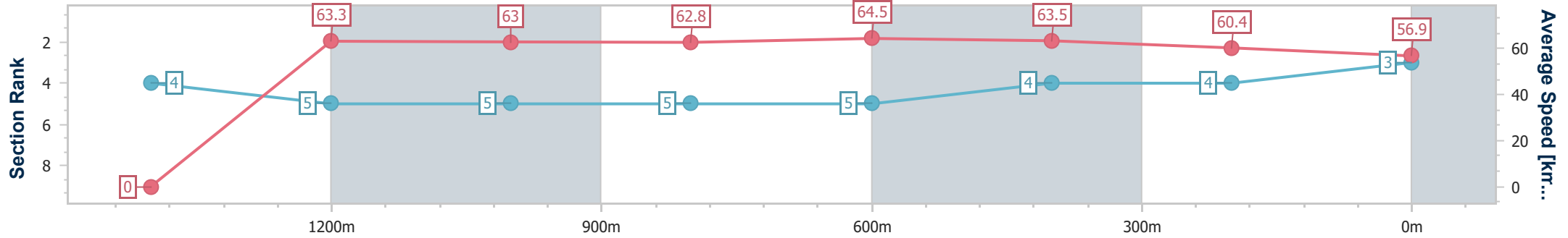
Townsville QLD Professional  
Race 1: Ausnorth Building and Construction BENCHMARK 58  
Handicap - 1609m



26 October 2024 - 01:00

Track Rating: Good 4, Weather: Fine, Rail Position: True

Section	Overall	1400m	1200m	1000m	800m	600m	400m	200m
Section Times	58:56.09 [3] (57:34.30)	1:21.79 [4] (0:11.35)	1:10.44 [5] (0:11.43)	0:59.01 [5] (0:11.51)	0:47.50 [5] (0:11.21)	0:36.29 [5] (0:11.49)	0:24.80 [4] (0:12.03)	0:12.77 [4] (0:12.77)
Average Speed [km/h]	0.0	63.3	63.0	62.8	64.5	63.5	60.4	56.9
Top Speed [km/h]	61.9	65.4	64.8	64.3	65.4	64.9	63.6	58.7
Avg. Dist. to Rail [m]	3.8	0.4	0.7	0.5	0.8	2.6	6.8	10.6
Avg. Stride Freq. [Hz]	2.3	2.4	2.4	2.3	2.4	2.4	2.4	2.3
Avg. Stride Length [m]	7.1	7.3	7.5	7.5	7.6	7.4	7.1	6.9



- [ ] Ranking at each section and finish
- .-.- No data available at this section
- NA No data available



Horse/Jockey Name	Pluckercarn
Final Rank	4
Fastest Section Time (Section)	0:11.24 (600m)
Top Speed [km/h] (Section)	67.3 (600m)
Race State	Finished



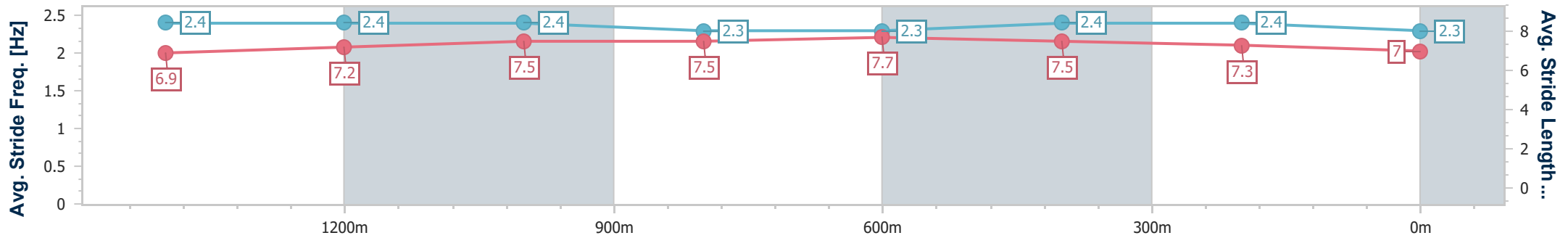
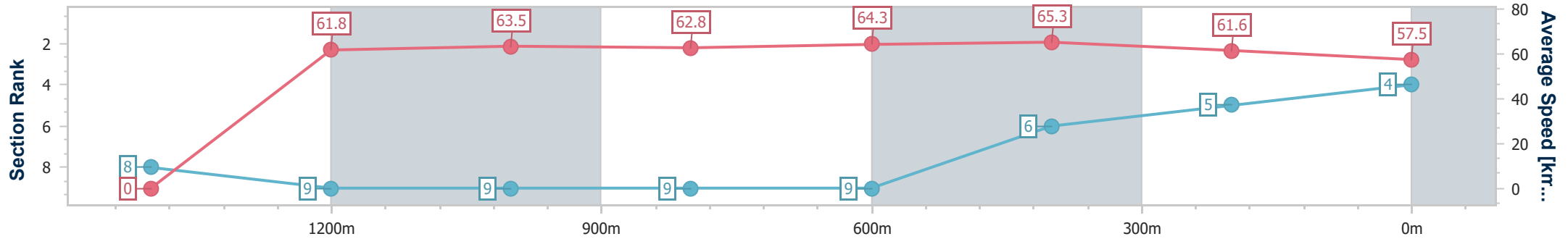
Townsville QLD Professional  
Race 1: Ausnorth Building and Construction BENCHMARK 58  
Handicap - 1609m



26 October 2024 - 01:00

Track Rating: Good 4, Weather: Fine, Rail Position: True

Section	Overall	1400m	1200m	1000m	800m	600m	400m	200m					
Section Times	58:56.22 [4] (57:34.51)	1:21.71 [8] (0:11.74)	1:09.97 [9] (0:11.35)	0:58.62 [9] (0:11.60)	0:47.02 [9] (0:11.29)	0:35.73 [9] (0:11.24)	0:24.49 [6] (0:11.81)	0:12.68 [5] (0:12.68)					
Average Speed [km/h]	0.0	61.8	63.5	62.8	64.3	65.3	61.6	57.5					
Top Speed [km/h]	60.5	64.2	64.5	65.2	65.2	67.3	63.2	60.5					
Avg. Dist. to Rail [m]	7.5	2.2	2.4	2.4	1.4	4.0	7.4	11.6					
Avg. Stride Freq. [Hz]	2.4	2.4	2.4	2.3	2.3	2.4	2.4	2.3					
Avg. Stride Length [m]	6.9	7.2	7.5	7.5	7.7	7.5	7.3	7.0					



- [ ] Ranking at each section and finish
- .-.- No data available at this section
- NA No data available



Horse/Jockey Name	Ready To Pardon
Final Rank	5
Fastest Section Time (Section)	0:11.18 (1400m)
Top Speed [km/h] (Section)	64.8 (800m)
Race State	Finished



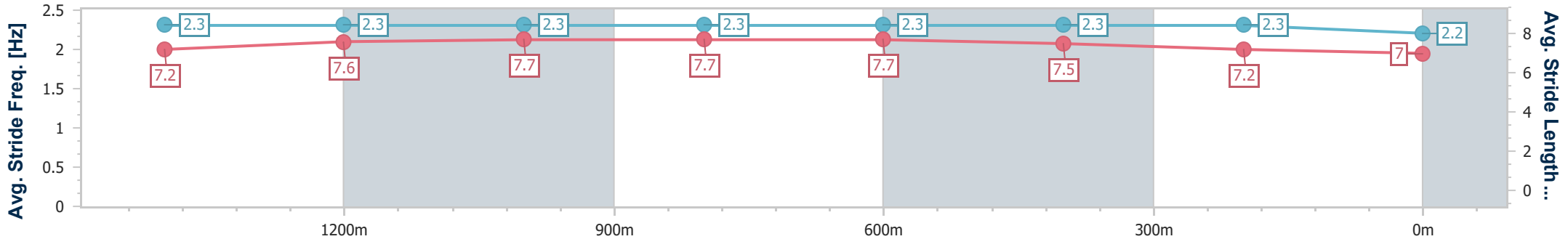
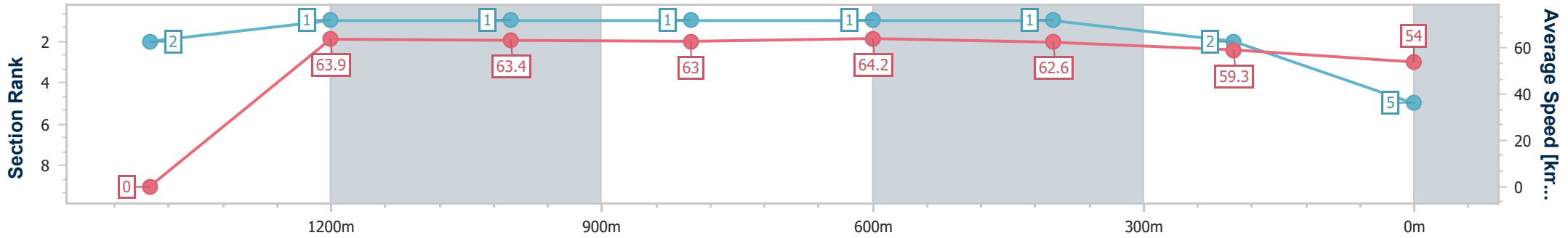
Townsville QLD Professional  
Race 1: Ausnorth Building and Construction BENCHMARK 58  
Handicap - 1609m



26 October 2024 - 01:00

Track Rating: Good 4, Weather: Fine, Rail Position: True

Section	Overall	1400m	1200m	1000m	800m	600m	400m	200m					
Section Times	58:56.42 [5] (57:33.93)	1:22.49 [2] (0:11.18)	1:11.31 [1] (0:11.32)	0:59.99 [1] (0:11.33)	0:48.66 [1] (0:11.22)	0:37.44 [1] (0:11.73)	0:25.71 [1] (0:12.25)	0:13.46 [2] (0:13.46)					
Average Speed [km/h]	0.0	63.9	63.4	63.0	64.2	62.6	59.3	54.0					
Top Speed [km/h]	64.0	64.4	63.9	64.1	64.8	64.3	60.6	57.5					
Avg. Dist. to Rail [m]	4.7	2.6	2.5	1.9	1.1	3.7	4.5	5.3					
Avg. Stride Freq. [Hz]	2.3	2.3	2.3	2.3	2.3	2.3	2.3	2.2					
Avg. Stride Length [m]	7.2	7.6	7.7	7.7	7.7	7.5	7.2	7.0					



- [ ] Ranking at each section and finish
- .-.- No data available at this section
- NA No data available



Horse/Jockey Name	Kellers Shelter
Final Rank	6
Fastest Section Time (Section)	0:11.29 (1200m)
Top Speed [km/h] (Section)	64.9 (1400m)
Race State	Finished



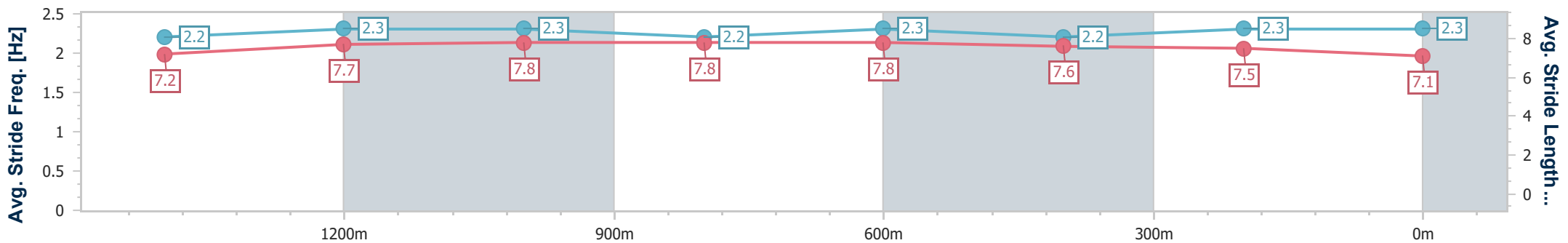
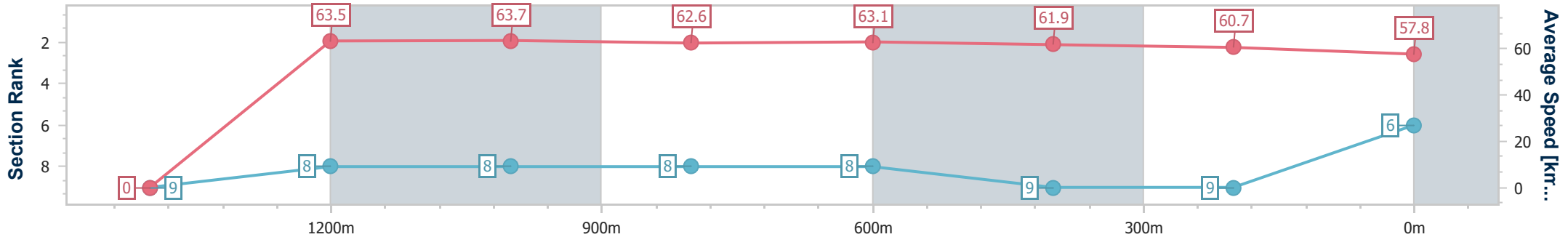
Townsville QLD Professional  
Race 1: Ausnorth Building and Construction BENCHMARK 58  
Handicap - 1609m



26 October 2024 - 01:00

Track Rating: Good 4, Weather: Fine, Rail Position: True

Section	Overall	1400m	1200m	1000m	800m	600m	400m	200m					
Section Times	58:56.72 [6] (57:34.77)	1:21.95 [9] (0:11.35)	1:10.60 [8] (0:11.29)	0:59.31 [8] (0:11.55)	0:47.76 [8] (0:11.45)	0:36.31 [8] (0:11.75)	0:24.56 [9] (0:11.97)	0:12.59 [9] (0:12.59)					
Average Speed [km/h]	0.0	63.5	63.7	62.6	63.1	61.9	60.7	57.8					
Top Speed [km/h]	63.4	64.9	64.6	63.4	63.5	63.6	61.3	59.4					
Avg. Dist. to Rail [m]	6.4	0.6	0.6	0.5	0.9	2.4	4.8	5.0					
Avg. Stride Freq. [Hz]	2.2	2.3	2.3	2.2	2.3	2.2	2.3	2.3					
Avg. Stride Length [m]	7.2	7.7	7.8	7.8	7.8	7.6	7.5	7.1					



- [ ] Ranking at each section and finish
- .-.- No data available at this section
- NA No data available





Horse/Jockey Name	Brand New
Final Rank	7
Fastest Section Time (Section)	0:11.30 (1200m)
Top Speed [km/h] (Section)	64.3 (1200m)
Race State	Finished



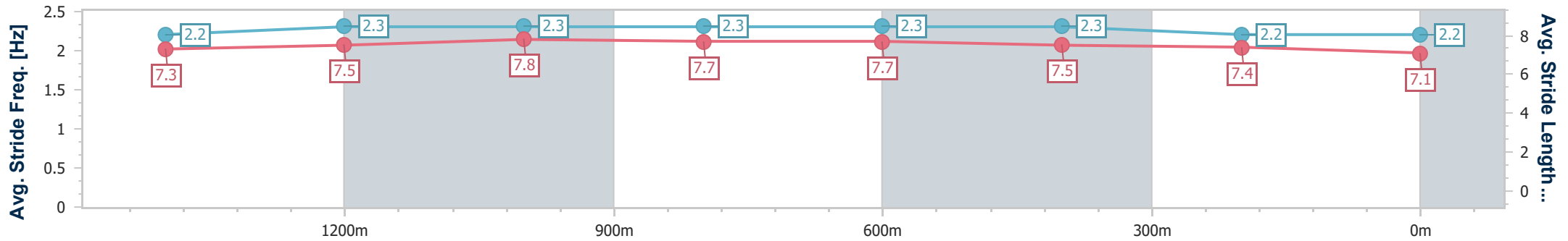
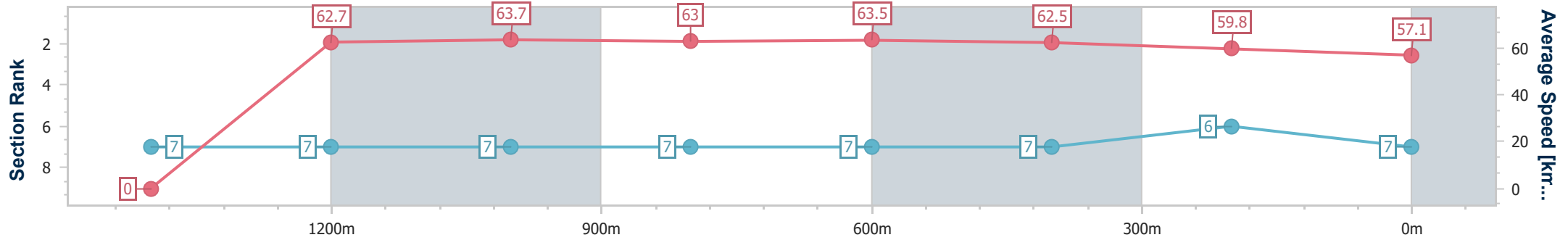
Townsville QLD Professional  
Race 1: Ausnorth Building and Construction BENCHMARK 58  
Handicap - 1609m



26 October 2024 - 01:00

Track Rating: Good 4, Weather: Fine, Rail Position: True

Section	Overall	1400m	1200m	1000m	800m	600m	400m	200m					
Section Times	58:56.76 [7] (57:34.49)	1:22.27 [7] (0:11.49)	1:10.78 [7] (0:11.30)	0:59.48 [7] (0:11.48)	0:48.00 [7] (0:11.43)	0:36.57 [7] (0:11.67)	0:24.90 [7] (0:12.16)	0:12.74 [6] (0:12.74)					
Average Speed [km/h]	0.0	62.7	63.7	63.0	63.5	62.5	59.8	57.1					
Top Speed [km/h]	60.6	63.7	64.3	63.9	63.9	63.6	60.9	59.3					
Avg. Dist. to Rail [m]	4.2	1.0	1.6	0.9	1.2	3.0	5.9	7.4					
Avg. Stride Freq. [Hz]	2.2	2.3	2.3	2.3	2.3	2.3	2.2	2.2					
Avg. Stride Length [m]	7.3	7.5	7.8	7.7	7.7	7.5	7.4	7.1					



- [ ] Ranking at each section and finish
- .-.- No data available at this section
- NA No data available



Horse/Jockey Name	Prospettiva
Final Rank	8
Fastest Section Time (Section)	0:11.30 (1200m)
Top Speed [km/h] (Section)	65.0 (1200m)
Race State	Finished



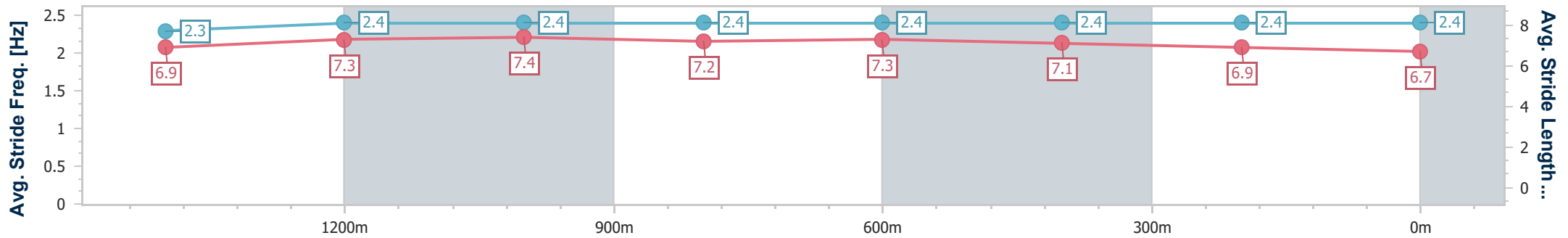
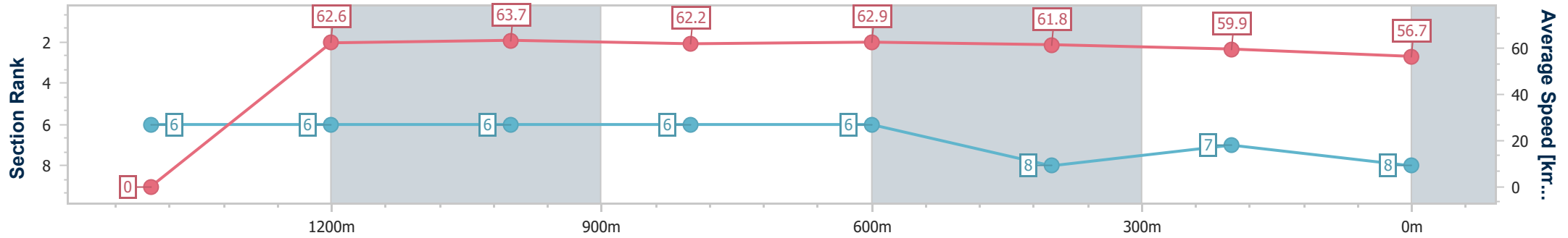
Townsville QLD Professional  
Race 1: Ausnorth Building and Construction BENCHMARK 58  
Handicap - 1609m



26 October 2024 - 01:00

Track Rating: Good 4, Weather: Fine, Rail Position: True

Section	Overall	1400m	1200m	1000m	800m	600m	400m	200m					
Section Times	58:56.86 [8] (57:34.48)	1:22.38 [6] (0:11.44)	1:10.94 [6] (0:11.30)	0:59.64 [6] (0:11.50)	0:48.14 [6] (0:11.44)	0:36.70 [6] (0:11.76)	0:24.94 [8] (0:12.11)	0:12.83 [7] (0:12.83)					
Average Speed [km/h]	0.0	62.6	63.7	62.2	62.9	61.8	59.9	56.7					
Top Speed [km/h]	61.7	64.7	65.0	63.8	64.1	63.5	62.2	58.3					
Avg. Dist. to Rail [m]	3.1	1.1	0.8	1.2	0.6	1.9	4.1	4.8					
Avg. Stride Freq. [Hz]	2.3	2.4	2.4	2.4	2.4	2.4	2.4	2.4					
Avg. Stride Length [m]	6.9	7.3	7.4	7.2	7.3	7.1	6.9	6.7					



- [ ] Ranking at each section and finish
- .-.- No data available at this section
- NA No data available



Horse/Jockey Name	Oodles
Final Rank	9
Fastest Section Time (Section)	0:11.11 (1400m)
Top Speed [km/h] (Section)	67.3 (1400m)
Race State	Finished



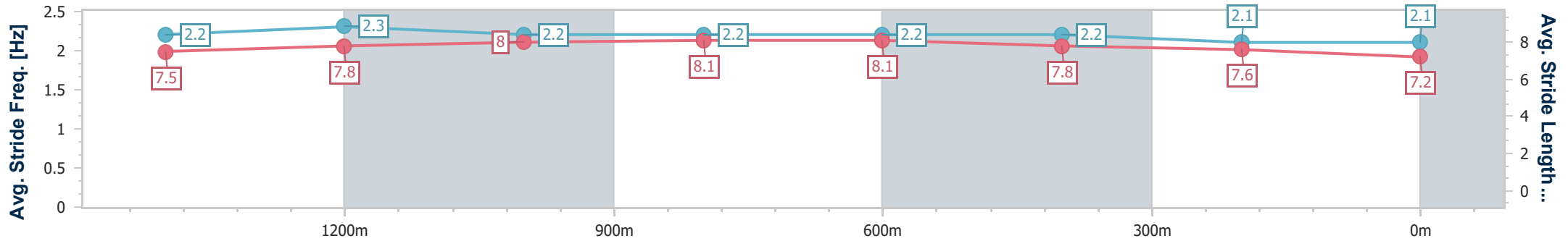
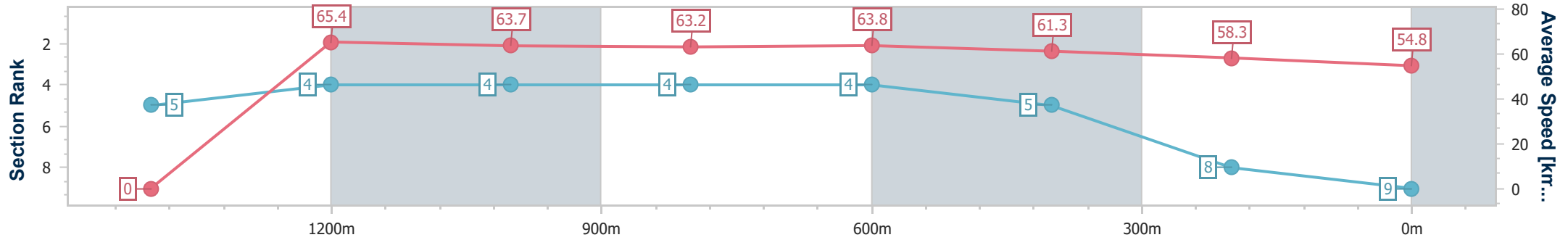
Townsville QLD Professional  
Race 1: Ausnorth Building and Construction BENCHMARK 58  
Handicap - 1609m



26 October 2024 - 01:00

Track Rating: Good 4, Weather: Fine, Rail Position: True

Section	Overall	1400m	1200m	1000m	800m	600m	400m	200m
Section Times	58:57.34 [9] (57:34.47)	1:22.87 [5] (0:11.11)	1:11.76 [4] (0:11.32)	1:00.44 [4] (0:11.44)	0:49.00 [4] (0:11.34)	0:37.66 [4] (0:11.92)	0:25.74 [5] (0:12.46)	0:13.28 [8] (0:13.28)
Average Speed [km/h]	0.0	65.4	63.7	63.2	63.8	61.3	58.3	54.8
Top Speed [km/h]	63.9	67.3	66.9	63.8	64.9	62.5	59.6	57.5
Avg. Dist. to Rail [m]	6.1	2.9	2.8	0.8	1.1	3.2	5.6	7.3
Avg. Stride Freq. [Hz]	2.2	2.3	2.2	2.2	2.2	2.2	2.1	2.1
Avg. Stride Length [m]	7.5	7.8	8.0	8.1	8.1	7.8	7.6	7.2



- [ ] Ranking at each section and finish
- .-.- No data available at this section
- NA No data available