



Townsville QLD Professional

Race 3: Cranbrook Medical Handicap - 1200m



26 October 2024 - 15:07

Track Rating: Good 4, Weather: Fine, Rail Position: True

Section		Overall	1000m	800m	600m	400m	200m	Last 600m					
Field Times		1:10.19 (0:13.48)	0:56.71 (0:10.64)	0:46.07 (0:10.83)	0:35.24 (0:11.42)	0:23.82 (0:11.66)	0:12.16 (0:12.16)	0:35.24					
Rank	TAB Horse/Jockey	Barrier	Top Speed [km/h]	Fastest Section						Margin	Distance Travelled [m]		
1	2 YOUR TOO GOOD Chelsea Jokic	2	69.2 1000m	0:10.72 1000m	1:10.19 [1] (0:13.68)	0:56.51 [2] (0:10.72)	0:45.79 [3] (0:10.77)	0:35.02 [3] (0:11.46)	0:23.56 [3] (0:11.40)	0:12.16 [1] (0:12.16)	1:10.19	0:35.02	
2	6 LADY RAIN Lacey Morrison	8	70.6 1000m	0:10.53 1000m	1:10.23 [2] (0:13.78)	0:56.45 [3] (0:10.53)	0:45.92 [2] (0:10.79)	0:35.13 [2] (0:11.40)	0:23.73 [2] (0:11.63)	0:12.10 [2] (0:12.10)	0.21L	0:35.13	+0
3	5 SPIRIT MEISTER Nathan Day	1	68.9 800m	0:10.64 1000m	1:10.23 [3] (0:13.48)	0:56.75 [1] (0:10.64)	0:46.11 [1] (0:10.83)	0:35.28 [1] (0:11.42)	0:23.86 [1] (0:11.77)	0:12.09 [3] (0:12.09)	0.22L	0:35.28	+3
4	1 MISS SEATTLE Scott Sheargold	5	69.4 800m	0:10.64 800m	1:10.27 [4] (0:14.31)	0:55.96 [8] (0:10.69)	0:45.27 [7] (0:10.64)	0:34.63 [7] (0:11.27)	0:23.36 [6] (0:11.40)	0:11.96 [4] (0:11.96)	0.46L	0:34.63	-4
5	3 VADAMOS QUEEN Jackson Murphy	3	67.9 Overall	0:10.69 800m	1:10.45 [5] (0:13.99)	0:56.46 [5] (0:10.84)	0:45.62 [6] (0:10.69)	0:34.93 [5] (0:11.30)	0:23.63 [5] (0:11.56)	0:12.07 [5] (0:12.07)	1.5L	0:34.93	-12
6	7 DUSKY DAMSEL Isabella Teh	4	70.0 1000m	0:10.65 1000m	1:10.83 [6] (0:13.95)	0:56.88 [4] (0:10.65)	0:46.23 [4] (0:10.76)	0:35.47 [4] (0:11.36)	0:24.11 [4] (0:11.73)	0:12.38 [6] (0:12.38)	3.75L	0:35.47	+3
7	8 TO LOVE SOMEBODY Graham Kliese	7	68.9 800m	0:10.68 800m	1:11.11 [7] (0:14.19)	0:56.92 [7] (0:10.95)	0:45.97 [8] (0:10.68)	0:35.29 [8] (0:11.31)	0:23.98 [8] (0:11.60)	0:12.38 [7] (0:12.38)	5.37L	0:35.29	+0
8	4 HALLSIDE HAMMER Pietro Romeo	6	69.3 1000m	0:10.78 1000m	1:11.63 [8] (0:14.01)	0:57.62 [6] (0:10.78)	0:46.84 [5] (0:10.81)	0:36.03 [6] (0:11.31)	0:24.72 [7] (0:11.86)	0:12.86 [8] (0:12.86)	8.43L	0:36.03	-1

[] Ranking at each section and finish
 -:-:- No data available at this section
 NA No data available

SCN Saddle cloth number
 DNF Did not finish
 DNT Did not track



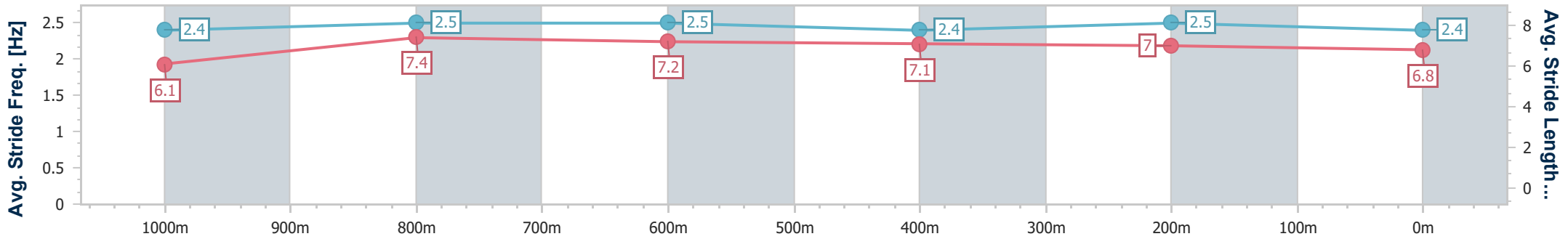
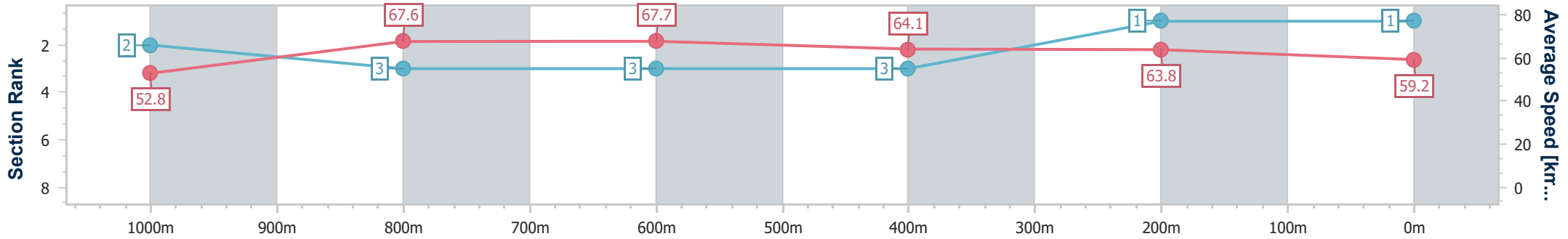
Horse/Jockey Name	Your Too Good
Final Rank	1
Fastest Section Time (Section)	0:10.72 (1000m)
Top Speed [km/h] (Section)	69.2 (1000m)
Race State	Finished



Townsville QLD Professional
 Race 3: Cranbrook Medical Handicap - 1200m
 26 October 2024 - 15:07
 Track Rating: Good 4, Weather: Fine, Rail Position: True



Section	Overall	1000m	800m	600m	400m	200m
Section Times	1:10.19 [1] (0:13.68)	0:56.51 [2] (0:10.72)	0:45.79 [3] (0:10.77)	0:35.02 [3] (0:11.46)	0:23.56 [3] (0:11.40)	0:12.16 [1] (0:12.16)
Average Speed [km/h]	52.8	67.6	67.7	64.1	63.8	59.2
Top Speed [km/h]	66.9	69.2	69.0	66.5	64.3	63.5
Avg. Dist. to Rail [m]	5.3	1.3	2.6	3.9	6.0	7.0
Avg. Stride Freq. [Hz]	2.4	2.5	2.5	2.4	2.5	2.4
Avg. Stride Length [m]	6.1	7.4	7.2	7.1	7.0	6.8



- [] Ranking at each section and finish
- .-.- No data available at this section
- NA No data available



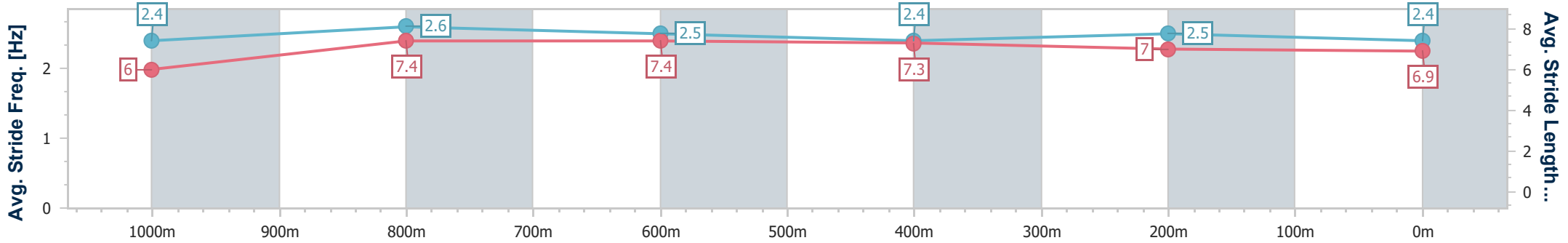
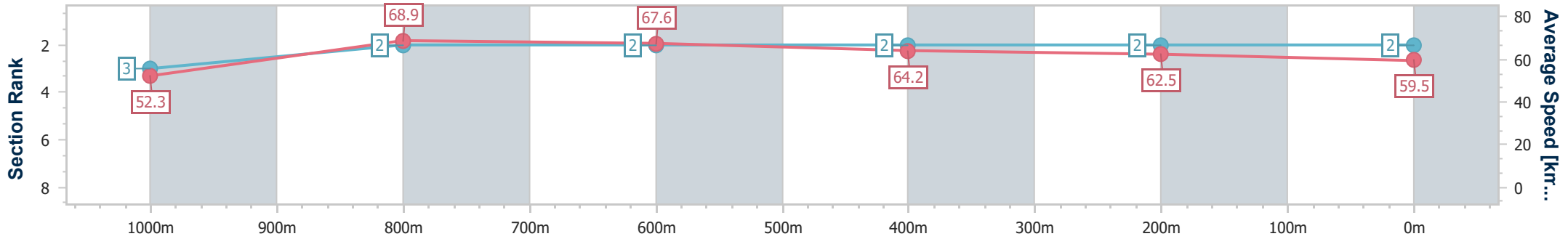
Horse/Jockey Name	Lady Rain
Final Rank	2
Fastest Section Time (Section)	0:10.53 (1000m)
Top Speed [km/h] (Section)	70.6 (1000m)
Race State	Finished



Townsville QLD Professional
 Race 3: Cranbrook Medical Handicap - 1200m
 26 October 2024 - 15:07
 Track Rating: Good 4, Weather: Fine, Rail Position: True



Section	Overall	1000m	800m	600m	400m	200m
Section Times	1:10.23 [2] (0:13.78)	0:56.45 [3] (0:10.53)	0:45.92 [2] (0:10.79)	0:35.13 [2] (0:11.40)	0:23.73 [2] (0:11.63)	0:12.10 [2] (0:12.10)
Average Speed [km/h]	52.3	68.9	67.6	64.2	62.5	59.5
Top Speed [km/h]	67.2	70.6	69.1	66.1	63.8	62.7
Avg. Dist. to Rail [m]	7.7	1.2	2.8	3.4	4.6	5.1
Avg. Stride Freq. [Hz]	2.4	2.6	2.5	2.4	2.5	2.4
Avg. Stride Length [m]	6.0	7.4	7.4	7.3	7.0	6.9



- [] Ranking at each section and finish
- .-.- No data available at this section
- NA No data available



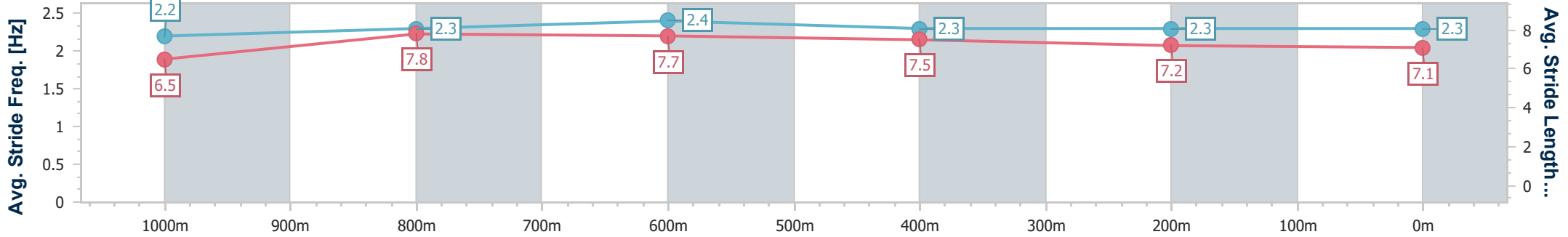
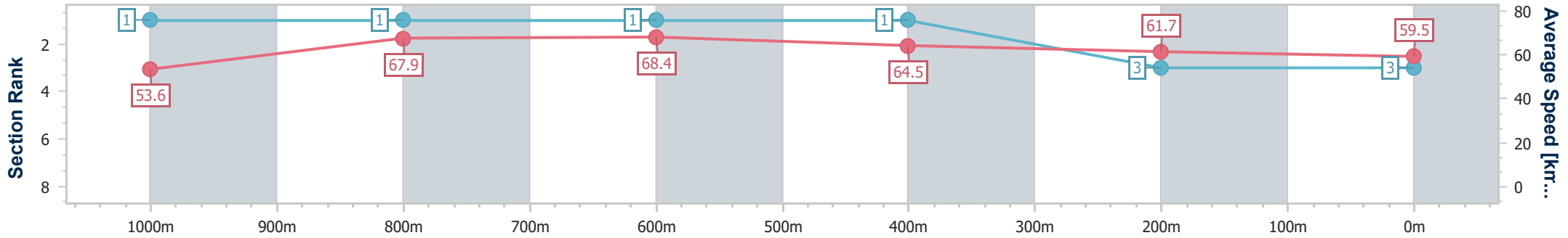
Horse/Jockey Name	Spirit Meister
Final Rank	3
Fastest Section Time (Section)	0:10.64 (1000m)
Top Speed [km/h] (Section)	68.9 (800m)
Race State	Finished



Townsville QLD Professional
 Race 3: Cranbrook Medical Handicap - 1200m
 26 October 2024 - 15:07
 Track Rating: Good 4, Weather: Fine, Rail Position: True



Section	Overall	1000m	800m	600m	400m	200m
Section Times	1:10.23 [3] (0:13.48)	0:56.75 [1] (0:10.64)	0:46.11 [1] (0:10.83)	0:35.28 [1] (0:11.42)	0:23.86 [1] (0:11.77)	0:12.09 [3] (0:12.09)
Average Speed [km/h]	53.6	67.9	68.4	64.5	61.7	59.5
Top Speed [km/h]	66.0	68.9	68.9	66.3	62.8	61.9
Avg. Dist. to Rail [m]	3.5	0.8	5.5	4.9	4.6	5.3
Avg. Stride Freq. [Hz]	2.2	2.3	2.4	2.3	2.3	2.3
Avg. Stride Length [m]	6.5	7.8	7.7	7.5	7.2	7.1



- [] Ranking at each section and finish
- .-.- No data available at this section
- NA No data available



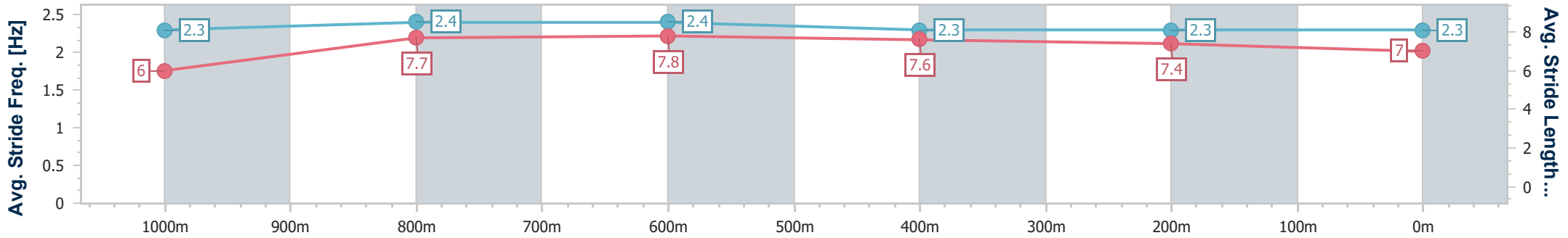
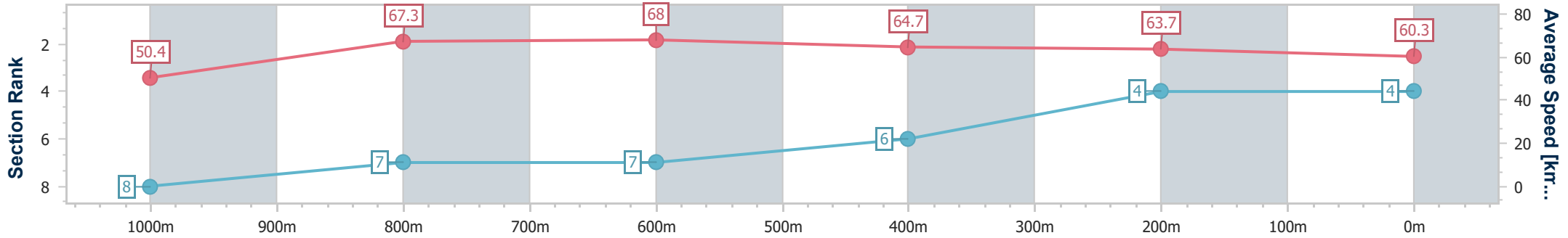
Horse/Jockey Name	Miss Seattle
Final Rank	4
Fastest Section Time (Section)	0:10.64 (800m)
Top Speed [km/h] (Section)	69.4 (800m)
Race State	Finished



Townsville QLD Professional
 Race 3: Cranbrook Medical Handicap - 1200m
 26 October 2024 - 15:07
 Track Rating: Good 4, Weather: Fine, Rail Position: True



Section	Overall	1000m	800m	600m	400m	200m
Section Times	1:10.27 [4] (0:14.31)	0:55.96 [8] (0:10.69)	0:45.27 [7] (0:10.64)	0:34.63 [7] (0:11.27)	0:23.36 [6] (0:11.40)	0:11.96 [4] (0:11.96)
Average Speed [km/h]	50.4	67.3	68.0	64.7	63.7	60.3
Top Speed [km/h]	66.0	68.1	69.4	66.5	64.3	62.9
Avg. Dist. to Rail [m]	5.5	0.3	0.8	2.8	5.3	7.1
Avg. Stride Freq. [Hz]	2.3	2.4	2.4	2.3	2.3	2.3
Avg. Stride Length [m]	6.0	7.7	7.8	7.6	7.4	7.0



- [] Ranking at each section and finish
- .-.- No data available at this section
- NA No data available



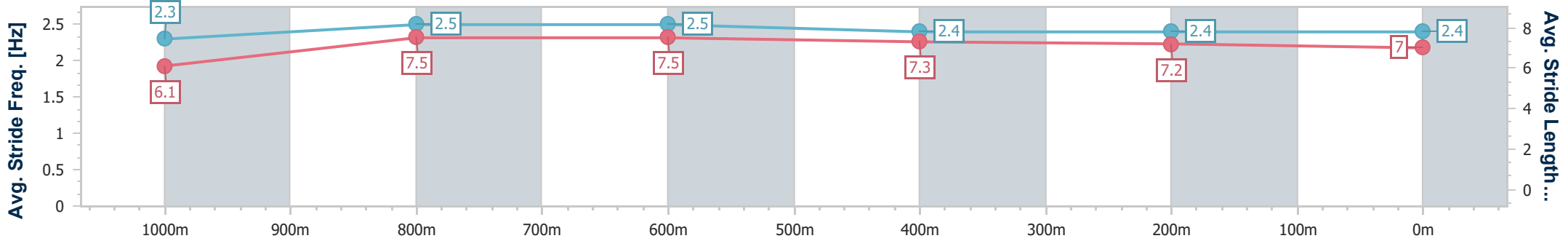
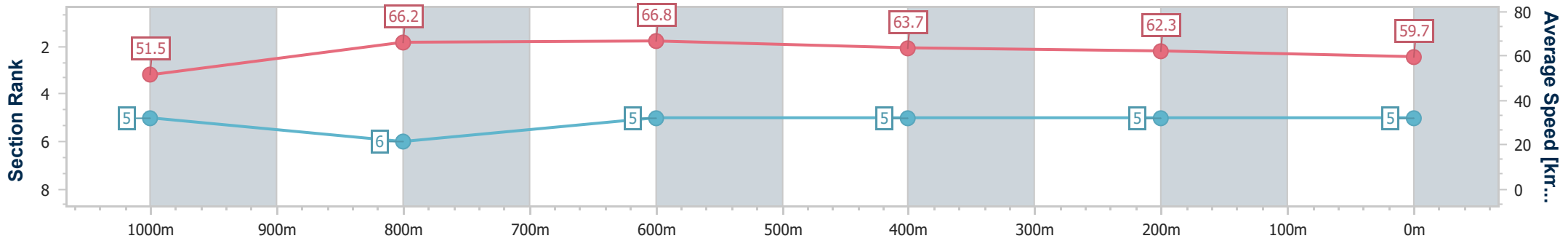
Horse/Jockey Name	Vadamos Queen
Final Rank	5
Fastest Section Time (Section)	0:10.69 (800m)
Top Speed [km/h] (Section)	67.9 (Overall)
Race State	Finished



Townsville QLD Professional
 Race 3: Cranbrook Medical Handicap - 1200m
 26 October 2024 - 15:07
 Track Rating: Good 4, Weather: Fine, Rail Position: True



Section	Overall	1000m	800m	600m	400m	200m
Section Times	1:10.45 [5] (0:13.99)	0:56.46 [5] (0:10.84)	0:45.62 [6] (0:10.69)	0:34.93 [5] (0:11.30)	0:23.63 [5] (0:11.56)	0:12.07 [5] (0:12.07)
Average Speed [km/h]	51.5	66.2	66.8	63.7	62.3	59.7
Top Speed [km/h]	67.9	67.8	67.6	65.4	63.8	61.5
Avg. Dist. to Rail [m]	4.6	0.6	1.6	0.6	0.5	3.5
Avg. Stride Freq. [Hz]	2.3	2.5	2.5	2.4	2.4	2.4
Avg. Stride Length [m]	6.1	7.5	7.5	7.3	7.2	7.0



- [] Ranking at each section and finish
- .-.- No data available at this section
- NA No data available



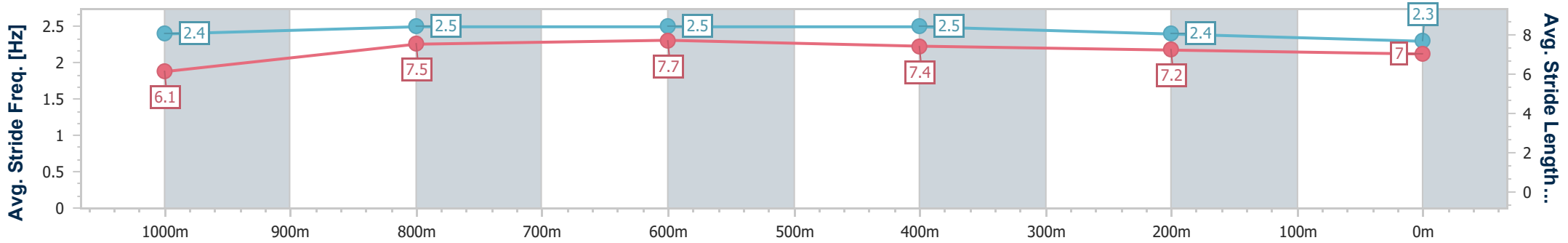
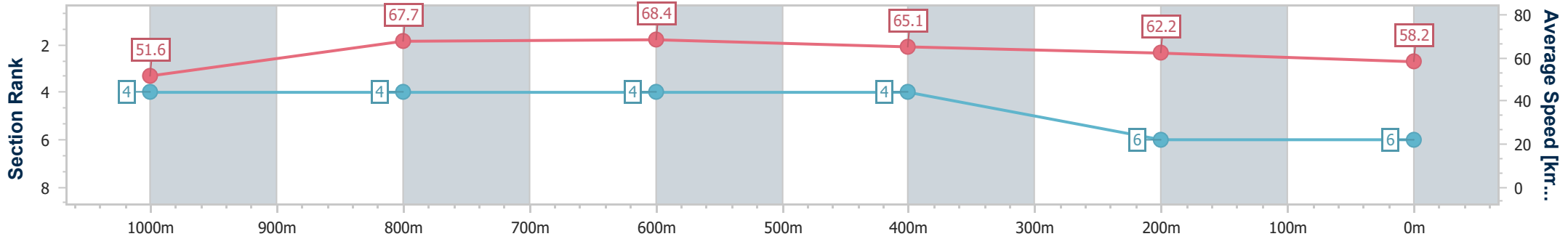
Horse/Jockey Name	Dusky Damsel
Final Rank	6
Fastest Section Time (Section)	0:10.65 (1000m)
Top Speed [km/h] (Section)	70.0 (1000m)
Race State	Finished



Townsville QLD Professional
 Race 3: Cranbrook Medical Handicap - 1200m
 26 October 2024 - 15:07
 Track Rating: Good 4, Weather: Fine, Rail Position: True



Section	Overall	1000m	800m	600m	400m	200m
Section Times	1:10.83 [6] (0:13.95)	0:56.88 [4] (0:10.65)	0:46.23 [4] (0:10.76)	0:35.47 [4] (0:11.36)	0:24.11 [4] (0:11.73)	0:12.38 [6] (0:12.38)
Average Speed [km/h]	51.6	67.7	68.4	65.1	62.2	58.2
Top Speed [km/h]	67.2	70.0	70.0	67.1	64.4	61.3
Avg. Dist. to Rail [m]	4.8	0.5	4.5	5.6	8.1	9.0
Avg. Stride Freq. [Hz]	2.4	2.5	2.5	2.5	2.4	2.3
Avg. Stride Length [m]	6.1	7.5	7.7	7.4	7.2	7.0



- [] Ranking at each section and finish
- .-.- No data available at this section
- NA No data available



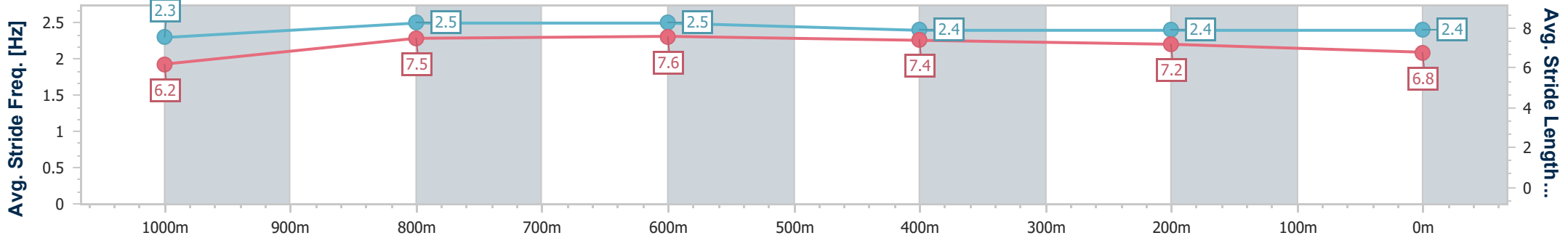
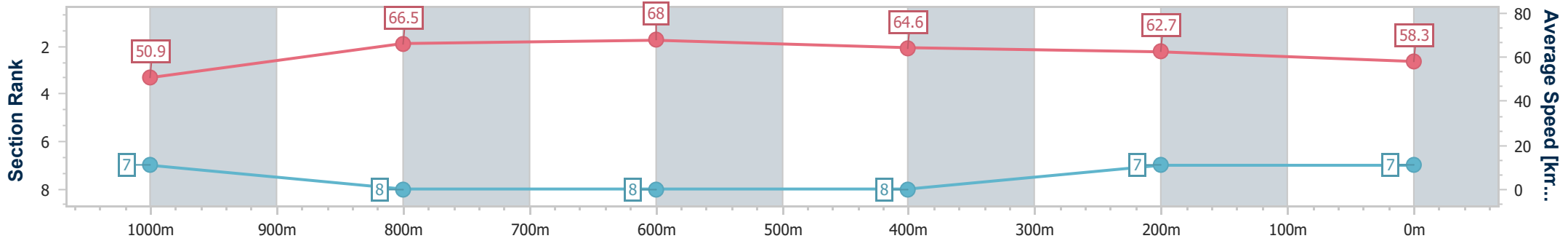
Horse/Jockey Name	To Love Somebody
Final Rank	7
Fastest Section Time (Section)	0:10.68 (800m)
Top Speed [km/h] (Section)	68.9 (800m)
Race State	Finished



Townsville QLD Professional
 Race 3: Cranbrook Medical Handicap - 1200m
 26 October 2024 - 15:07
 Track Rating: Good 4, Weather: Fine, Rail Position: True



Section	Overall	1000m	800m	600m	400m	200m
Section Times	1:11.11 [7] (0:14.19)	0:56.92 [7] (0:10.95)	0:45.97 [8] (0:10.68)	0:35.29 [8] (0:11.31)	0:23.98 [8] (0:11.60)	0:12.38 [7] (0:12.38)
Average Speed [km/h]	50.9	66.5	68.0	64.6	62.7	58.3
Top Speed [km/h]	64.7	68.5	68.9	66.0	63.7	62.5
Avg. Dist. to Rail [m]	8.1	2.2	1.8	3.2	6.9	10.2
Avg. Stride Freq. [Hz]	2.3	2.5	2.5	2.4	2.4	2.4
Avg. Stride Length [m]	6.2	7.5	7.6	7.4	7.2	6.8



- [] Ranking at each section and finish
- .-.- No data available at this section
- NA No data available



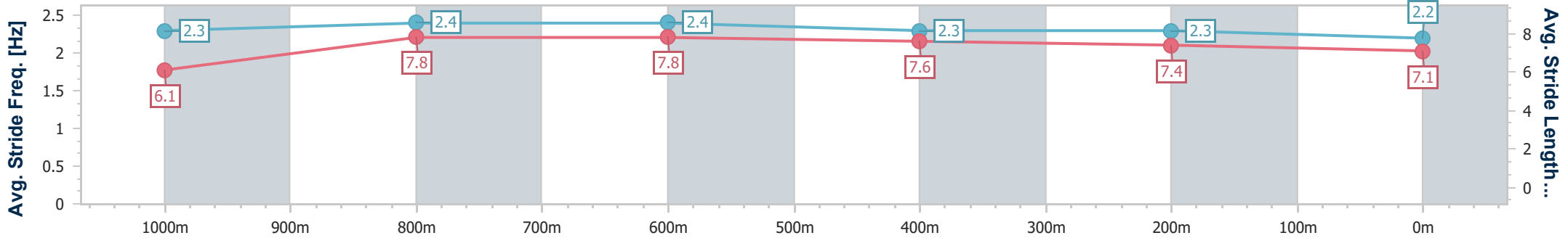
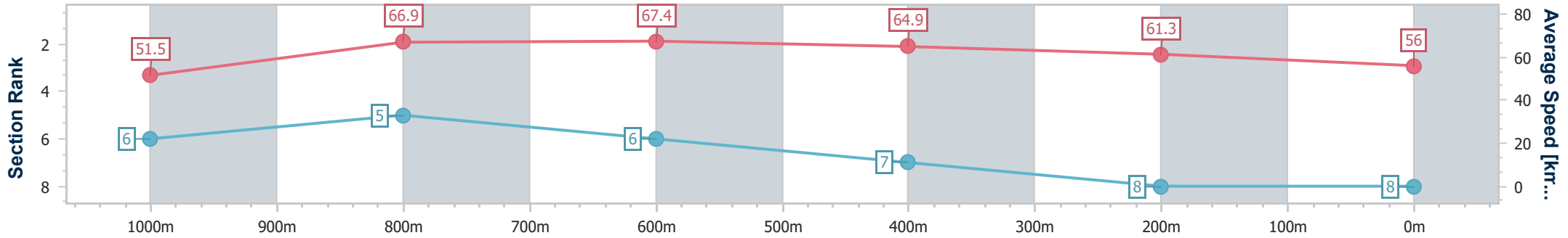
Horse/Jockey Name	Hallside Hammer
Final Rank	8
Fastest Section Time (Section)	0:10.78 (1000m)
Top Speed [km/h] (Section)	69.3 (1000m)
Race State	Finished



Townsville QLD Professional
 Race 3: Cranbrook Medical Handicap - 1200m
 26 October 2024 - 15:07
 Track Rating: Good 4, Weather: Fine, Rail Position: True



Section	Overall	1000m	800m	600m	400m	200m
Section Times	1:11.63 [8] (0:14.01)	0:57.62 [6] (0:10.78)	0:46.84 [5] (0:10.81)	0:36.03 [6] (0:11.31)	0:24.72 [7] (0:11.86)	0:12.86 [8] (0:12.86)
Average Speed [km/h]	51.5	66.9	67.4	64.9	61.3	56.0
Top Speed [km/h]	67.0	69.3	69.2	67.7	63.6	60.1
Avg. Dist. to Rail [m]	5.4	0.3	1.9	4.4	4.8	4.7
Avg. Stride Freq. [Hz]	2.3	2.4	2.4	2.3	2.3	2.2
Avg. Stride Length [m]	6.1	7.8	7.8	7.6	7.4	7.1



- [] Ranking at each section and finish
- .-.- No data available at this section
- NA No data available