



Townsville QLD Professional

Race 6: Ladbrokes Own Spring Class 6 Plate - 1000m

26 October 2024 - 17:13



Track Rating: Good 4, Weather: Fine, Rail Position: True

Section		Overall	800m	600m	400m	200m	Last 600m					
Field Times		0:56.10 (0:12.90)	0:43.20 (0:10.08)	0:33.12 (0:10.80)	0:22.32 (0:11.00)	0:11.32 (0:11.32)	0:33.12					
Rank	TAB Horse/Jockey	Barrier	Top Speed [km/h]	Fastest Section	Margin					Distance Travelled [m]		
1	3 JEMELDI Gabrielle Semmens	2	72.0 800m	0:10.15 800m	0:56.10 [1] (0:13.38)	0:42.72 [4] (0:10.15)	0:32.57 [4] (0:10.43)	0:22.14 [3] (0:10.88)	0:11.26 [3] (0:11.26)	0:56.10	0:32.57	
2	5 ZI WIN Lacey Morrison	6	71.4 800m	0:10.23 800m	0:56.23 [2] (0:13.07)	0:43.16 [2] (0:10.23)	0:32.93 [3] (0:10.55)	0:22.38 [2] (0:10.93)	0:11.45 [1] (0:11.45)	0.74L	0:32.93	+1
3	4 RIGEL STAR Nathan Day	7	72.8 800m	0:10.08 800m	0:56.45 [3] (0:12.90)	0:43.55 [1] (0:10.08)	0:33.47 [1] (0:10.80)	0:22.67 [1] (0:11.02)	0:11.65 [2] (0:11.65)	2.03L	0:33.47	+1
4	7 ULTIMATE Isabella Teh	1	69.5 800m	0:10.54 800m	0:56.60 [4] (0:13.43)	0:43.17 [5] (0:10.54)	0:32.63 [5] (0:10.58)	0:22.05 [5] (0:10.78)	0:11.27 [5] (0:11.27)	2.9L	0:32.63	+0
5	2 RED BOOMSHAKALAKA Graham Kliese	5	71.8 800m	0:10.15 800m	0:56.91 [5] (0:13.08)	0:43.83 [3] (0:10.15)	0:33.68 [2] (0:10.76)	0:22.92 [4] (0:11.15)	0:11.77 [4] (0:11.77)	4.72L	0:33.68	-1
6	6 DON'T TELL LEEANNE Pietro Romeo	4	70.6 600m	0:10.46 800m	0:57.31 [6] (0:13.64)	0:43.67 [6] (0:10.46)	0:33.21 [6] (0:10.66)	0:22.55 [6] (0:10.96)	0:11.59 [6] (0:11.59)	7.12L	0:33.21	+2

Scratched: Cold Power (#1)

[] Ranking at each section and finish
 -:-:-:- No data available at this section
 NA No data available

SCN Saddle cloth number
 DNF Did not finish
 DNT Did not track



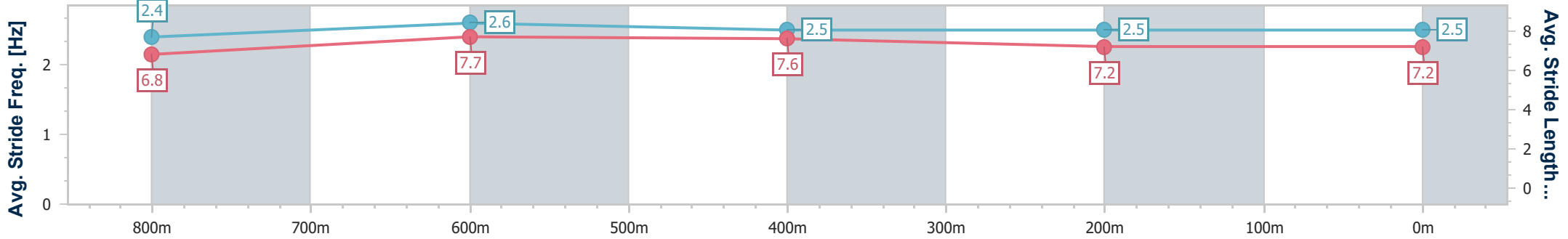
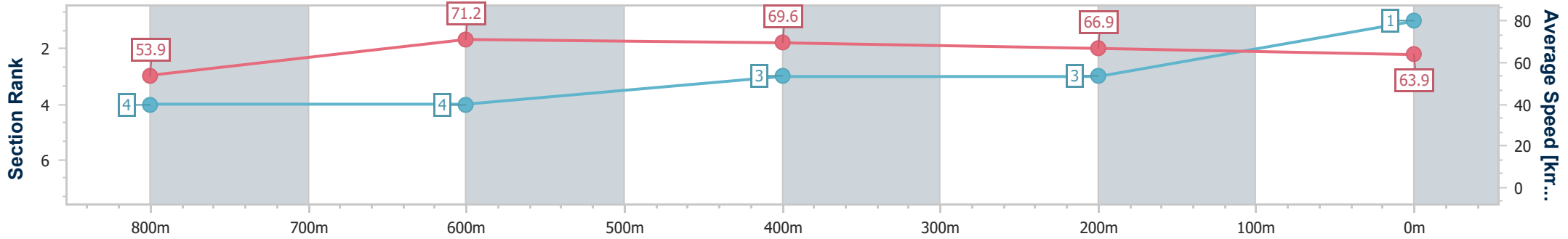
Horse/Jockey Name	Jemeldi
Final Rank	1
Fastest Section Time (Section)	0:10.15 (800m)
Top Speed [km/h] (Section)	72.0 (800m)
Race State	Finished



Townsville QLD Professional
 Race 6: Ladbrokes Own Spring Class 6 Plate - 1000m
 26 October 2024 - 17:13
 Track Rating: Good 4, Weather: Fine, Rail Position: True



Section	Overall	800m	600m	400m	200m
Section Times	0:56.10 [1] (0:13.38)	0:42.72 [4] (0:10.15)	0:32.57 [4] (0:10.43)	0:22.14 [3] (0:10.88)	0:11.26 [3] (0:11.26)
Average Speed [km/h]	53.9	71.2	69.6	66.9	63.9
Top Speed [km/h]	70.9	72.0	70.9	68.1	67.0
Avg. Dist. to Rail [m]	3.9	1.1	1.9	5.7	6.1
Avg. Stride Freq. [Hz]	2.4	2.6	2.5	2.5	2.5
Avg. Stride Length [m]	6.8	7.7	7.6	7.2	7.2



- [] Ranking at each section and finish
- .-.- No data available at this section
- NA No data available



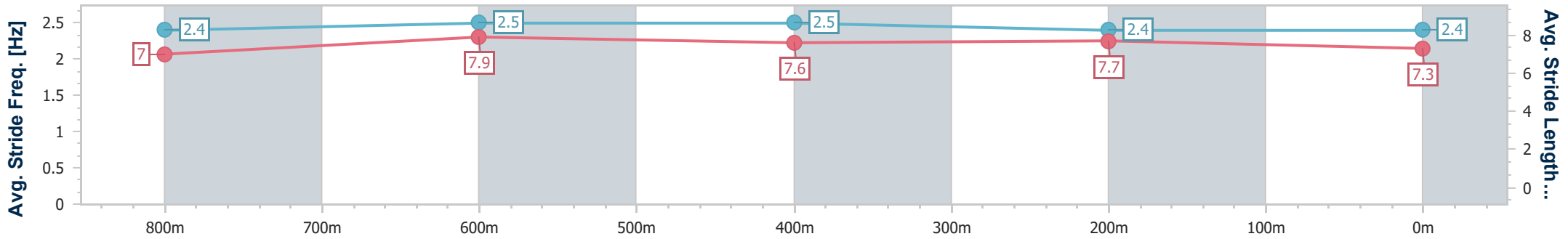
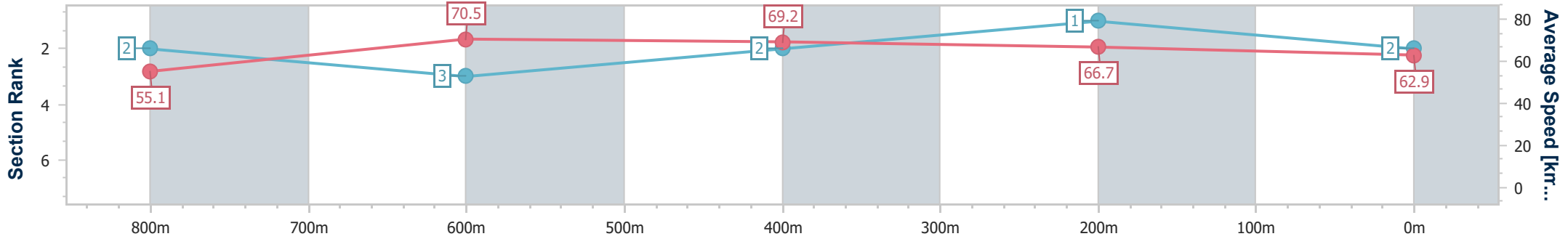
Horse/Jockey Name	Zi Win
Final Rank	2
Fastest Section Time (Section)	0:10.23 (800m)
Top Speed [km/h] (Section)	71.4 (800m)
Race State	Finished



Townsville QLD Professional
 Race 6: Ladbroskes Own Spring Class 6 Plate - 1000m
 26 October 2024 - 17:13
 Track Rating: Good 4, Weather: Fine, Rail Position: True



Section	Overall	800m	600m	400m	200m
Section Times	0:56.23 [2] (0:13.07)	0:43.16 [2] (0:10.23)	0:32.93 [3] (0:10.55)	0:22.38 [2] (0:10.93)	0:11.45 [1] (0:11.45)
Average Speed [km/h]	55.1	70.5	69.2	66.7	62.9
Top Speed [km/h]	69.0	71.4	70.6	68.2	66.0
Avg. Dist. to Rail [m]	5.5	0.6	3.0	5.7	4.5
Avg. Stride Freq. [Hz]	2.4	2.5	2.5	2.4	2.4
Avg. Stride Length [m]	7.0	7.9	7.6	7.7	7.3



- [] Ranking at each section and finish
- .-.- No data available at this section
- NA No data available



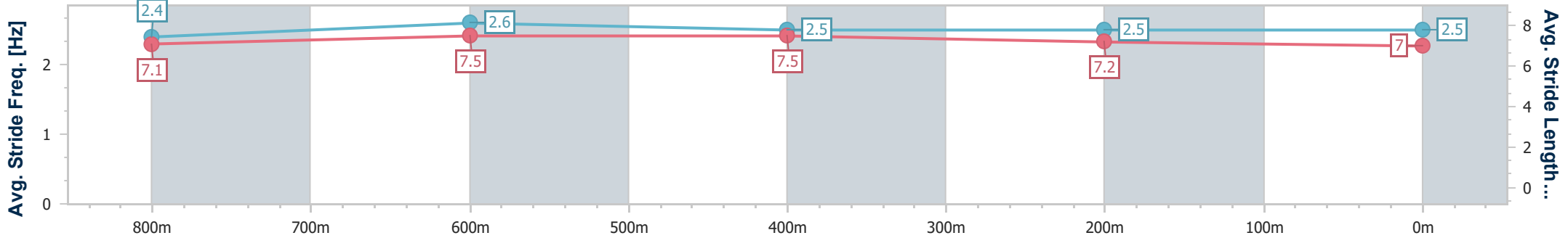
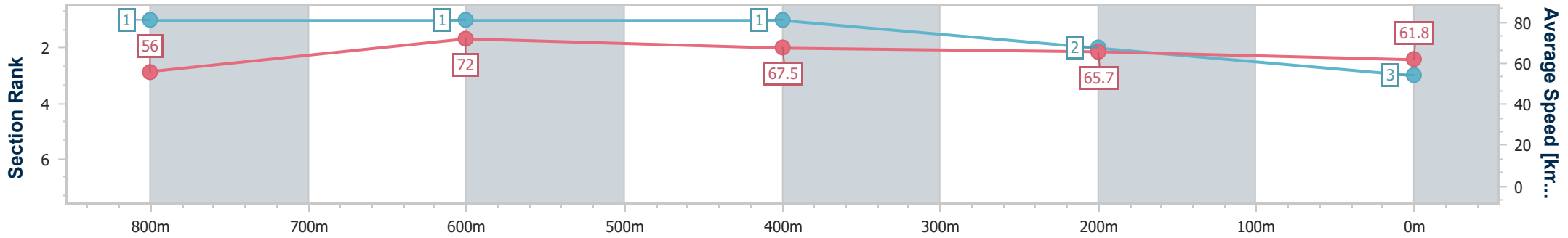
Horse/Jockey Name	Rigel Star
Final Rank	3
Fastest Section Time (Section)	0:10.08 (800m)
Top Speed [km/h] (Section)	72.8 (800m)
Race State	Finished



Townsville QLD Professional
 Race 6: Ladbrokes Own Spring Class 6 Plate - 1000m
 26 October 2024 - 17:13
 Track Rating: Good 4, Weather: Fine, Rail Position: True



Section	Overall	800m	600m	400m	200m
Section Times	0:56.45 [3] (0:12.90)	0:43.55 [1] (0:10.08)	0:33.47 [1] (0:10.80)	0:22.67 [1] (0:11.02)	0:11.65 [2] (0:11.65)
Average Speed [km/h]	56.0	72.0	67.5	65.7	61.8
Top Speed [km/h]	71.8	72.8	70.8	67.5	65.4
Avg. Dist. to Rail [m]	8.6	2.5	2.6	3.4	3.5
Avg. Stride Freq. [Hz]	2.4	2.6	2.5	2.5	2.5
Avg. Stride Length [m]	7.1	7.5	7.5	7.2	7.0



- [] Ranking at each section and finish
- .-.- No data available at this section
- NA No data available



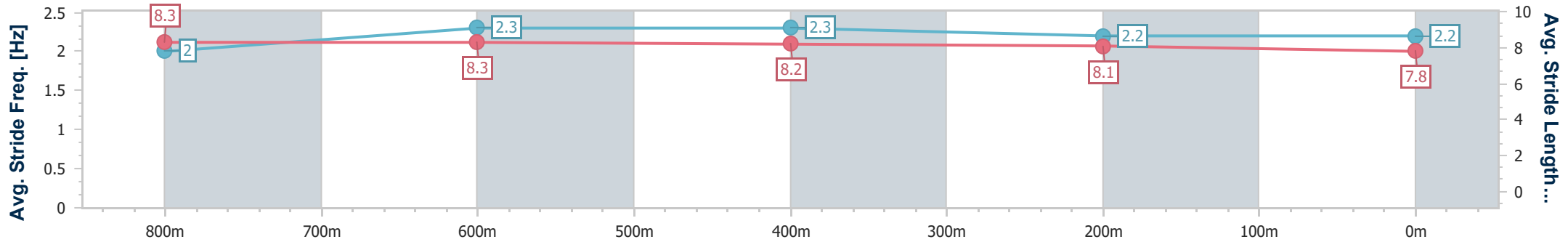
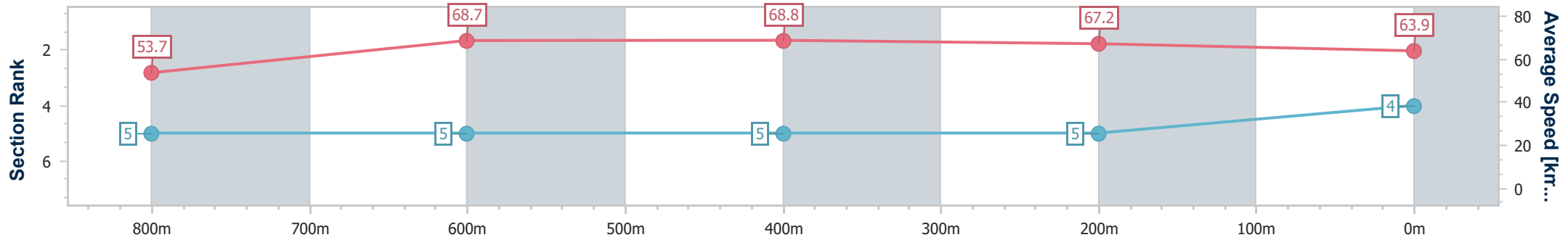
Horse/Jockey Name	Ultimate
Final Rank	4
Fastest Section Time (Section)	0:10.54 (800m)
Top Speed [km/h] (Section)	69.5 (800m)
Race State	Finished



Townsville QLD Professional
 Race 6: Ladbrokes Own Spring Class 6 Plate - 1000m
 26 October 2024 - 17:13
 Track Rating: Good 4, Weather: Fine, Rail Position: True



Section	Overall	800m	600m	400m	200m
Section Times	0:56.60 [4] (0:13.43)	0:43.17 [5] (0:10.54)	0:32.63 [5] (0:10.58)	0:22.05 [5] (0:10.78)	0:11.27 [5] (0:11.27)
Average Speed [km/h]	53.7	68.7	68.8	67.2	63.9
Top Speed [km/h]	68.7	69.5	69.3	68.4	66.7
Avg. Dist. to Rail [m]	3.3	1.2	2.4	5.3	9.0
Avg. Stride Freq. [Hz]	2.0	2.3	2.3	2.2	2.2
Avg. Stride Length [m]	8.3	8.3	8.2	8.1	7.8



- [] Ranking at each section and finish
- .-.- No data available at this section
- NA No data available



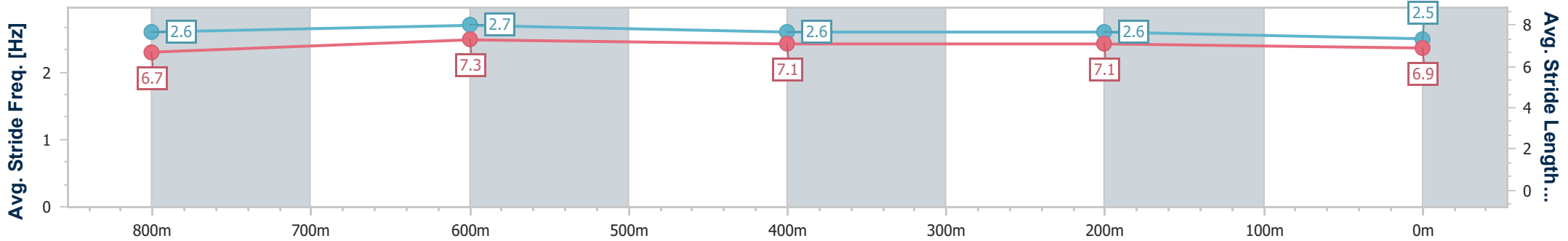
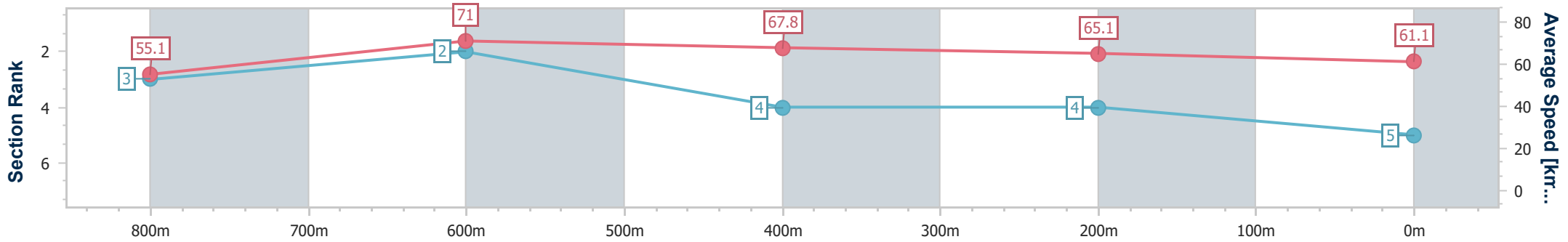
Horse/Jockey Name	Red Boomshakalaka
Final Rank	5
Fastest Section Time (Section)	0:10.15 (800m)
Top Speed [km/h] (Section)	71.8 (800m)
Race State	Finished



Townsville QLD Professional
 Race 6: Ladbroskes Own Spring Class 6 Plate - 1000m
 26 October 2024 - 17:13
 Track Rating: Good 4, Weather: Fine, Rail Position: True



Section	Overall	800m	600m	400m	200m
Section Times	0:56.91 [5] (0:13.08)	0:43.83 [3] (0:10.15)	0:33.68 [2] (0:10.76)	0:22.92 [4] (0:11.15)	0:11.77 [4] (0:11.77)
Average Speed [km/h]	55.1	71.0	67.8	65.1	61.1
Top Speed [km/h]	71.0	71.8	69.6	66.5	64.3
Avg. Dist. to Rail [m]	4.6	0.7	2.3	5.5	6.0
Avg. Stride Freq. [Hz]	2.6	2.7	2.6	2.6	2.5
Avg. Stride Length [m]	6.7	7.3	7.1	7.1	6.9



- [] Ranking at each section and finish
- .-.- No data available at this section
- NA No data available



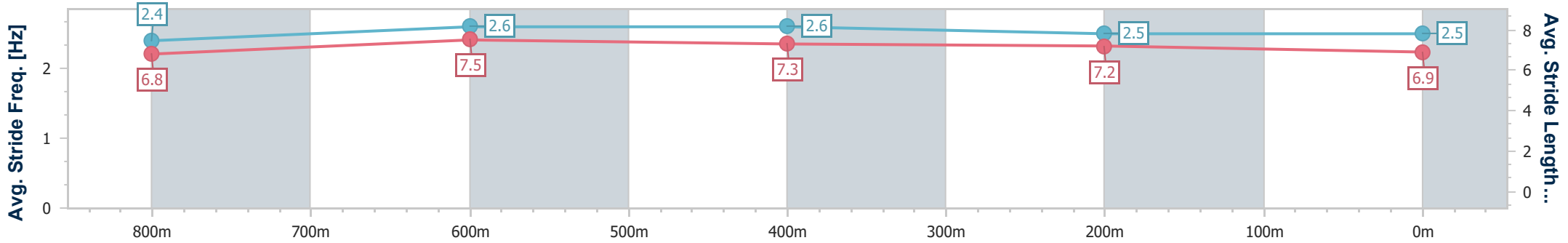
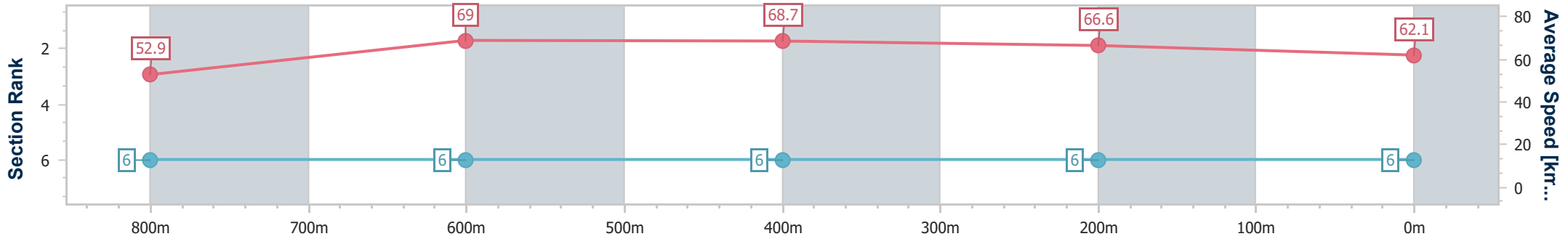
Horse/Jockey Name	Don't Tell Leanne
Final Rank	6
Fastest Section Time (Section)	0:10.46 (800m)
Top Speed [km/h] (Section)	70.6 (600m)
Race State	Finished



Townsville QLD Professional
 Race 6: Ladbrokes Own Spring Class 6 Plate - 1000m
 26 October 2024 - 17:13
 Track Rating: Good 4, Weather: Fine, Rail Position: True



Section	Overall	800m	600m	400m	200m
Section Times	0:57.31 [6] (0:13.64)	0:43.67 [6] (0:10.46)	0:33.21 [6] (0:10.66)	0:22.55 [6] (0:10.96)	0:11.59 [6] (0:11.59)
Average Speed [km/h]	52.9	69.0	68.7	66.6	62.1
Top Speed [km/h]	68.2	69.9	70.6	69.7	65.4
Avg. Dist. to Rail [m]	4.6	1.2	3.5	6.7	6.1
Avg. Stride Freq. [Hz]	2.4	2.6	2.6	2.5	2.5
Avg. Stride Length [m]	6.8	7.5	7.3	7.2	6.9



- [] Ranking at each section and finish
- .-.- No data available at this section
- NA No data available