



Doomben QLD Professional

Race 2: Sky Racing Fillies and Mares Maiden Plate - 1200m

30 October 2024 - 14:08



BRISBANE
RACING CLUB

Track Rating: Soft 5, Weather: Fine, Rail Position: +6m Entire

Section		Overall	1000m	800m	600m	400m	200m	Last 600m					
Field Times		1:10.44 (0:13.26)	0:57.18 (0:10.81)	0:46.37 (0:11.41)	0:34.96 (0:11.19)	0:23.77 (0:11.42)	0:12.35 (0:12.35)	0:34.96					
Rank	TAB Horse/Jockey	Barrier	Top Speed [km/h]	Fastest Section							Margin	Distance Travelled [m]	
1	3 GREY IMPACT Georgina Cartwright	5	70.2 Overall	0:10.81 1000m	1:10.44 [1] (0:13.26)	0:57.18 [1] (0:10.81)	0:46.37 [1] (0:11.41)	0:34.96 [1] (0:11.19)	0:23.77 [1] (0:11.42)	0:12.35 [1] (0:12.35)	1:10.44	0:34.96	
2	4 PRIVATE EQUITY Noel Callow	6	67.8 Overall	0:10.98 1000m	1:10.49 [2] (0:13.46)	0:57.03 [2] (0:10.98)	0:46.05 [3] (0:11.29)	0:34.76 [3] (0:11.27)	0:23.49 [3] (0:11.35)	0:12.14 [2] (0:12.14)	0.24L	0:34.76	+2
3	2 FRENCH RIVIERA Jag Guthmann-Chester	7	68.0 1000m	0:10.86 1000m	1:10.76 [3] (0:14.03)	0:56.73 [7] (0:10.86)	0:45.87 [6] (0:11.25)	0:34.62 [6] (0:11.06)	0:23.56 [5] (0:11.16)	0:12.40 [4] (0:12.40)	1.84L	0:34.62	+6
4	5 ROSEBERY TERRACE Matthew Gray	2	67.1 Overall	0:11.10 1000m	1:11.16 [4] (0:13.53)	0:57.63 [4] (0:11.10)	0:46.53 [4] (0:11.38)	0:35.15 [4] (0:11.18)	0:23.97 [4] (0:11.53)	0:12.44 [5] (0:12.44)	4.22L	0:35.15	+0
5	1 FREE AS THE WIND Michael Cahill	4	68.6 Overall	0:10.82 1000m	1:11.17 [5] (0:13.46)	0:57.71 [3] (0:10.82)	0:46.89 [2] (0:11.36)	0:35.53 [2] (0:11.22)	0:24.31 [2] (0:11.50)	0:12.81 [3] (0:12.81)	4.26L	0:35.53	+3
6	6 WINDRANGER Cody Collis	1	66.5 1000m	0:11.06 1000m	1:11.19 [6] (0:13.64)	0:57.55 [5] (0:11.06)	0:46.49 [5] (0:11.33)	0:35.16 [5] (0:11.18)	0:23.98 [6] (0:11.52)	0:12.46 [6] (0:12.46)	4.4L	0:35.16	+0
7	7 ATTENTIVE Andrew Mallyon	3	67.1 1000m	0:11.07 1000m	1:11.73 [7] (0:13.82)	0:57.91 [6] (0:11.07)	0:46.84 [7] (0:11.43)	0:35.41 [7] (0:11.23)	0:24.18 [7] (0:11.59)	0:12.59 [7] (0:12.59)	7.57L	0:35.41	+3

Scratched: Philia (#11), Kettlebell (#8), Ocean Anna (#10), Lady Nikster (#9)

[] Ranking at each section and finish
 -:-:- No data available at this section
 NA No data available

SCN Saddle cloth number
 DNF Did not finish
 DNT Did not track



Horse/Jockey Name	Grey Impact
Final Rank	1
Fastest Section Time (Section)	0:10.81 (1000m)
Top Speed [km/h] (Section)	70.2 (Overall)
Race State	Finished



Doomben QLD Professional

Race 2: Sky Racing Fillies and Mares Maiden Plate - 1200m

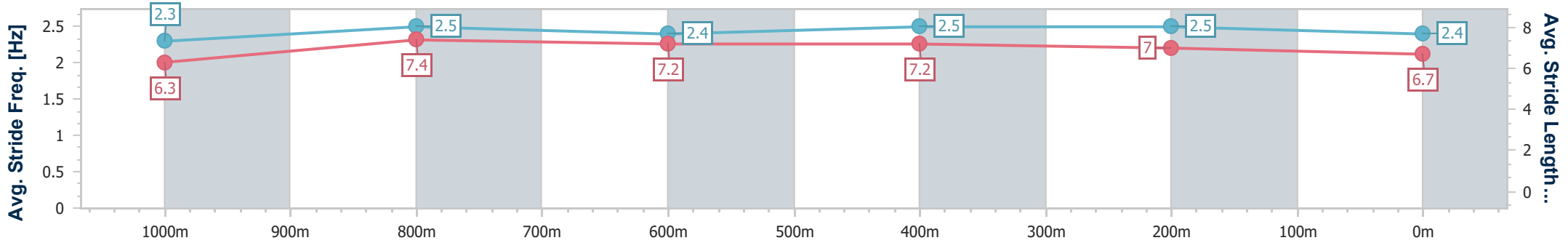
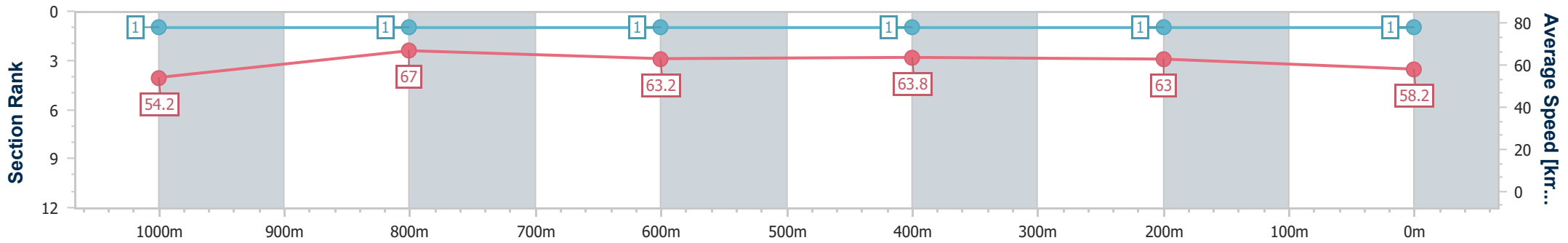
30 October 2024 - 14:08

Track Rating: Soft 5, Weather: Fine, Rail Position: +6m Entire



BRISBANE RACING CLUB

Section	Overall	1000m	800m	600m	400m	200m
Section Times	1:10.44 [1] (0:13.26)	0:57.18 [1] (0:10.81)	0:46.37 [1] (0:11.41)	0:34.96 [1] (0:11.19)	0:23.77 [1] (0:11.42)	0:12.35 [1] (0:12.35)
Average Speed [km/h]	54.2	67.0	63.2	63.8	63.0	58.2
Top Speed [km/h]	70.2	68.7	65.1	65.3	64.0	60.4
Avg. Dist. to Rail [m]	4.0	1.5	0.3	0.8	1.8	2.0
Avg. Stride Freq. [Hz]	2.3	2.5	2.4	2.5	2.5	2.4
Avg. Stride Length [m]	6.3	7.4	7.2	7.2	7.0	6.7



- [] Ranking at each section and finish
- .-.- No data available at this section
- NA No data available



Horse/Jockey Name	Private Equity
Final Rank	2
Fastest Section Time (Section)	0:10.98 (1000m)
Top Speed [km/h] (Section)	67.8 (Overall)
Race State	Finished



Doomben QLD Professional

Race 2: Sky Racing Fillies and Mares Maiden Plate - 1200m

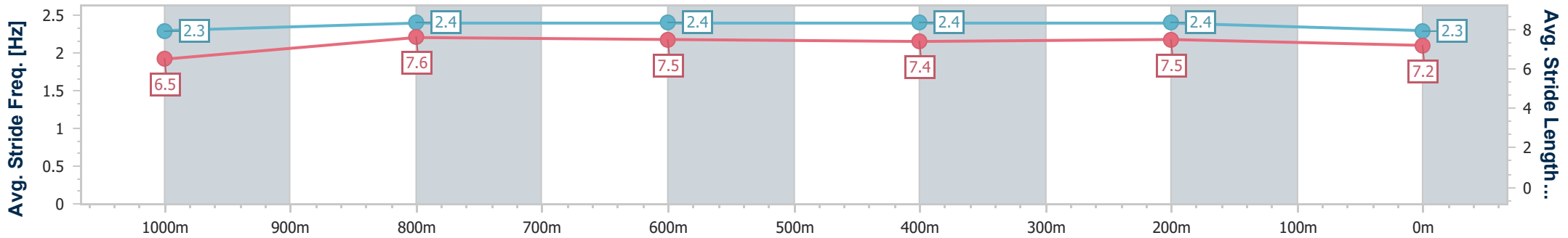
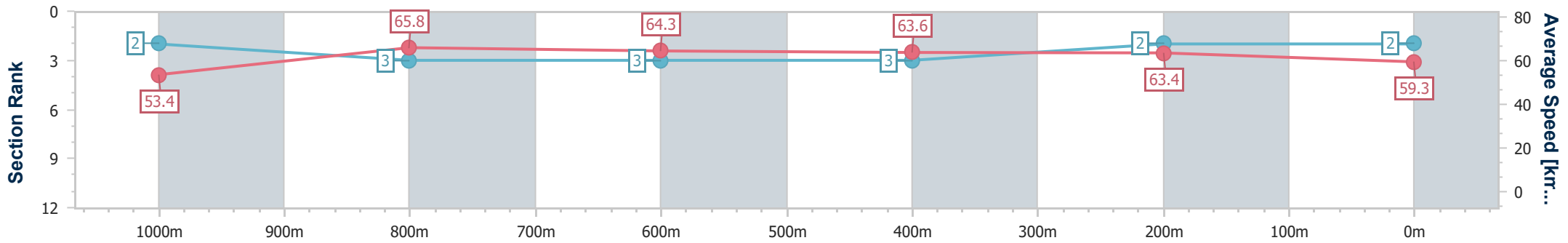
30 October 2024 - 14:08

Track Rating: Soft 5, Weather: Fine, Rail Position: +6m Entire



BRISBANE RACING CLUB

Section	Overall	1000m	800m	600m	400m	200m
Section Times	1:10.49 [2] (0:13.46)	0:57.03 [2] (0:10.98)	0:46.05 [3] (0:11.29)	0:34.76 [3] (0:11.27)	0:23.49 [3] (0:11.35)	0:12.14 [2] (0:12.14)
Average Speed [km/h]	53.4	65.8	64.3	63.6	63.4	59.3
Top Speed [km/h]	67.8	67.3	65.8	65.3	64.8	62.0
Avg. Dist. to Rail [m]	4.8	2.1	1.1	0.5	0.5	0.9
Avg. Stride Freq. [Hz]	2.3	2.4	2.4	2.4	2.4	2.3
Avg. Stride Length [m]	6.5	7.6	7.5	7.4	7.5	7.2



- [] Ranking at each section and finish
- .-.- No data available at this section
- NA No data available



Horse/Jockey Name	French Riviera
Final Rank	3
Fastest Section Time (Section)	0:10.86 (1000m)
Top Speed [km/h] (Section)	68.0 (1000m)
Race State	Finished



Doomben QLD Professional

Race 2: Sky Racing Fillies and Mares Maiden Plate - 1200m

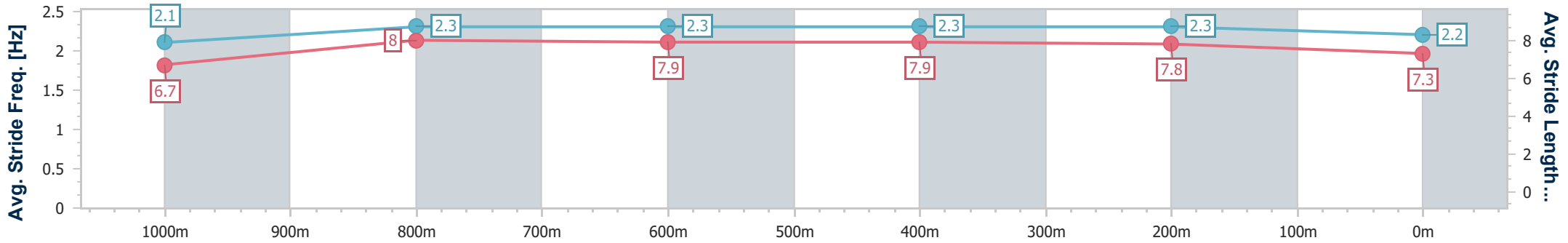
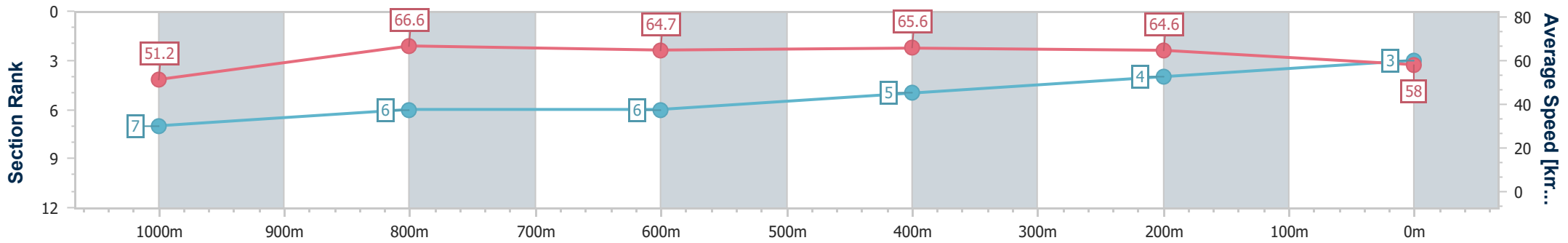
30 October 2024 - 14:08

Track Rating: Soft 5, Weather: Fine, Rail Position: +6m Entire



BRISBANE RACING CLUB

Section	Overall	1000m	800m	600m	400m	200m
Section Times	1:10.76 [3] (0:14.03)	0:56.73 [7] (0:10.86)	0:45.87 [6] (0:11.25)	0:34.62 [6] (0:11.06)	0:23.56 [5] (0:11.16)	0:12.40 [4]
Average Speed [km/h]	51.2	66.6	64.7	65.6	64.6	58.0
Top Speed [km/h]	66.9	68.0	65.6	66.6	66.1	62.1
Avg. Dist. to Rail [m]	5.3	2.2	1.7	1.5	2.3	1.7
Avg. Stride Freq. [Hz]	2.1	2.3	2.3	2.3	2.3	2.2
Avg. Stride Length [m]	6.7	8.0	7.9	7.9	7.8	7.3



- [] Ranking at each section and finish
- .-.- No data available at this section
- NA No data available



Horse/Jockey Name	Rosebery Terrace
Final Rank	4
Fastest Section Time (Section)	0:11.10 (1000m)
Top Speed [km/h] (Section)	67.1 (Overall)
Race State	Finished



Doomben QLD Professional

Race 2: Sky Racing Fillies and Mares Maiden Plate - 1200m

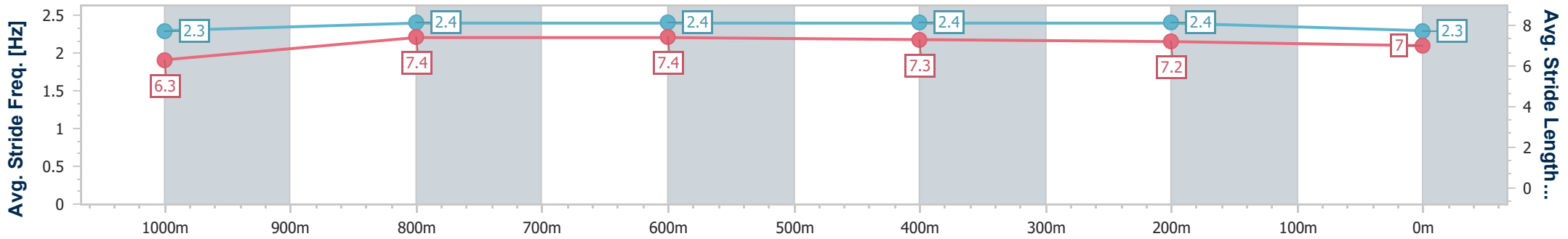
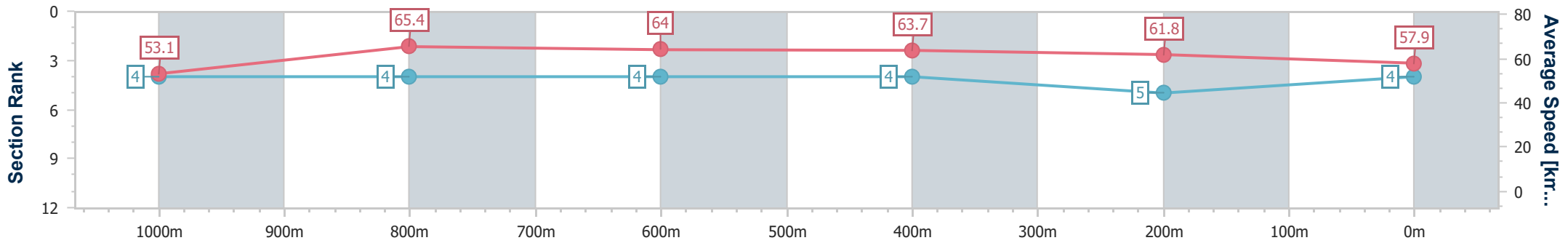
30 October 2024 - 14:08

Track Rating: Soft 5, Weather: Fine, Rail Position: +6m Entire



BRISBANE RACING CLUB

Section	Overall	1000m	800m	600m	400m	200m
Section Times	1:11.16 [4] (0:13.53)	0:57.63 [4] (0:11.10)	0:46.53 [4] (0:11.38)	0:35.15 [4] (0:11.18)	0:23.97 [4] (0:11.53)	0:12.44 [5] (0:12.44)
Average Speed [km/h]	53.1	65.4	64.0	63.7	61.8	57.9
Top Speed [km/h]	67.1	67.1	66.3	64.5	63.9	60.9
Avg. Dist. to Rail [m]	1.9	2.2	1.5	1.7	2.4	1.0
Avg. Stride Freq. [Hz]	2.3	2.4	2.4	2.4	2.4	2.3
Avg. Stride Length [m]	6.3	7.4	7.4	7.3	7.2	7.0



- [] Ranking at each section and finish
- .-.- No data available at this section
- NA No data available



Horse/Jockey Name	Free As The Wind
Final Rank	5
Fastest Section Time (Section)	0:10.82 (1000m)
Top Speed [km/h] (Section)	68.6 (Overall)
Race State	Finished



Doomben QLD Professional

Race 2: Sky Racing Fillies and Mares Maiden Plate - 1200m

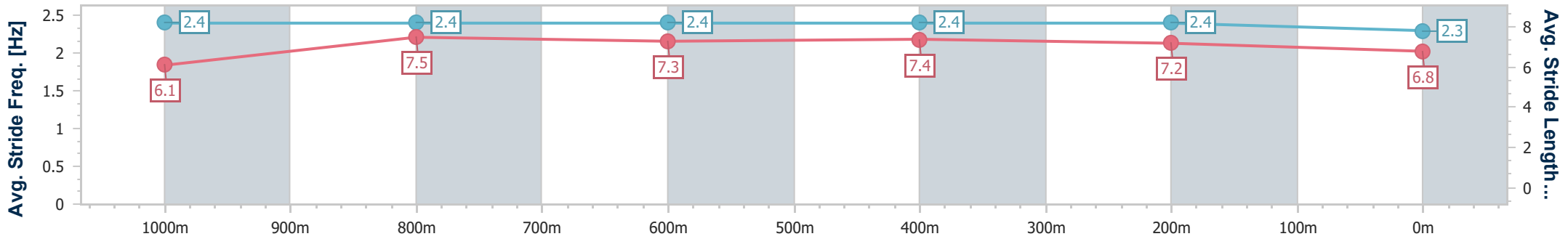
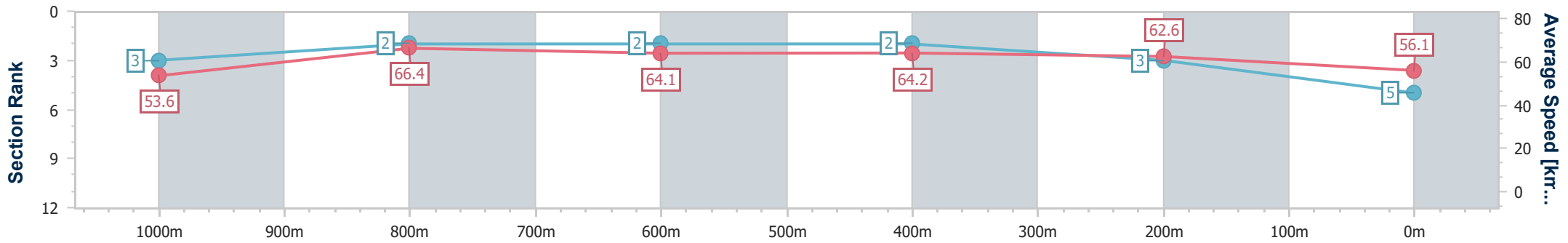
30 October 2024 - 14:08

Track Rating: Soft 5, Weather: Fine, Rail Position: +6m Entire



BRISBANE RACING CLUB

Section	Overall	1000m	800m	600m	400m	200m
Section Times	1:11.17 [5] (0:13.46)	0:57.71 [3] (0:10.82)	0:46.89 [2] (0:11.36)	0:35.53 [2] (0:11.22)	0:24.31 [2] (0:11.50)	0:12.81 [3] (0:12.81)
Average Speed [km/h]	53.6	66.4	64.1	64.2	62.6	56.1
Top Speed [km/h]	68.6	67.6	66.8	64.7	64.3	60.0
Avg. Dist. to Rail [m]	3.3	0.9	1.9	0.4	0.5	0.8
Avg. Stride Freq. [Hz]	2.4	2.4	2.4	2.4	2.4	2.3
Avg. Stride Length [m]	6.1	7.5	7.3	7.4	7.2	6.8



- [] Ranking at each section and finish
- .-.- No data available at this section
- NA No data available



Horse/Jockey Name	Windranger
Final Rank	6
Fastest Section Time (Section)	0:11.06 (1000m)
Top Speed [km/h] (Section)	66.5 (1000m)
Race State	Finished

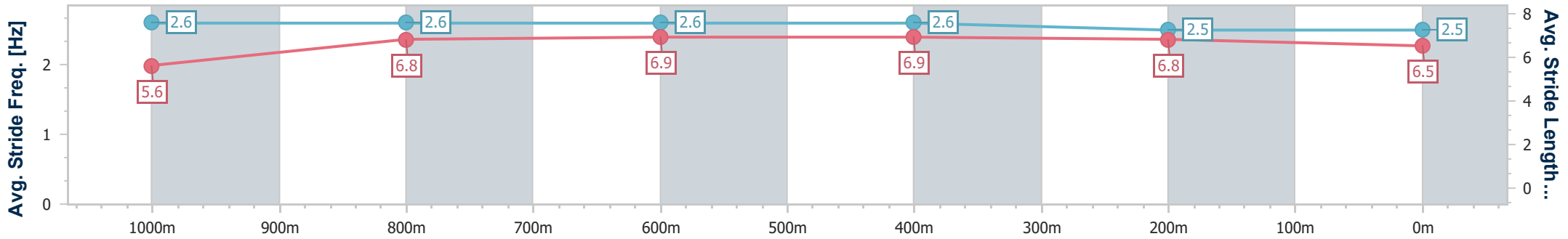
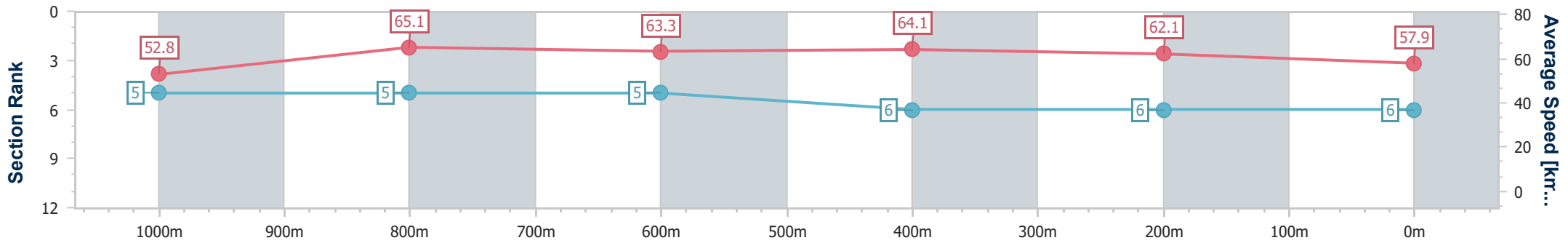


Doomben QLD Professional
Race 2: Sky Racing Fillies and Mares Maiden Plate - 1200m
 30 October 2024 - 14:08
 Track Rating: Soft 5, Weather: Fine, Rail Position: +6m Entire



BRISBANE
RACING CLUB

Section	Overall	1000m	800m	600m	400m	200m
Section Times	1:11.19 [6] (0:13.64)	0:57.55 [5] (0:11.06)	0:46.49 [5] (0:11.33)	0:35.16 [5] (0:11.18)	0:23.98 [6] (0:11.52)	0:12.46 [6] (0:12.46)
Average Speed [km/h]	52.8	65.1	63.3	64.1	62.1	57.9
Top Speed [km/h]	66.4	66.5	65.8	65.0	63.8	60.3
Avg. Dist. to Rail [m]	0.5	0.3	0.4	1.3	1.4	0.9
Avg. Stride Freq. [Hz]	2.6	2.6	2.6	2.6	2.5	2.5
Avg. Stride Length [m]	5.6	6.8	6.9	6.9	6.8	6.5



- [] Ranking at each section and finish
- .-.- No data available at this section
- NA No data available



Horse/Jockey Name	Attentive
Final Rank	7
Fastest Section Time (Section)	0:11.07 (1000m)
Top Speed [km/h] (Section)	67.1 (1000m)
Race State	Finished



Doomben QLD Professional

Race 2: Sky Racing Fillies and Mares Maiden Plate - 1200m

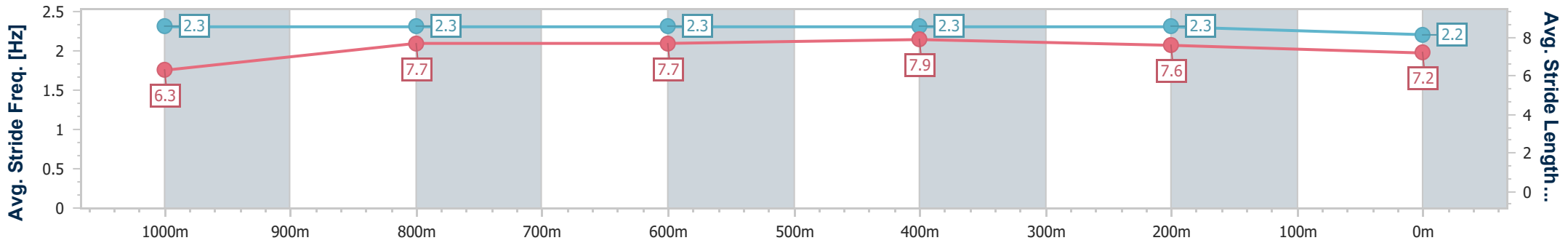
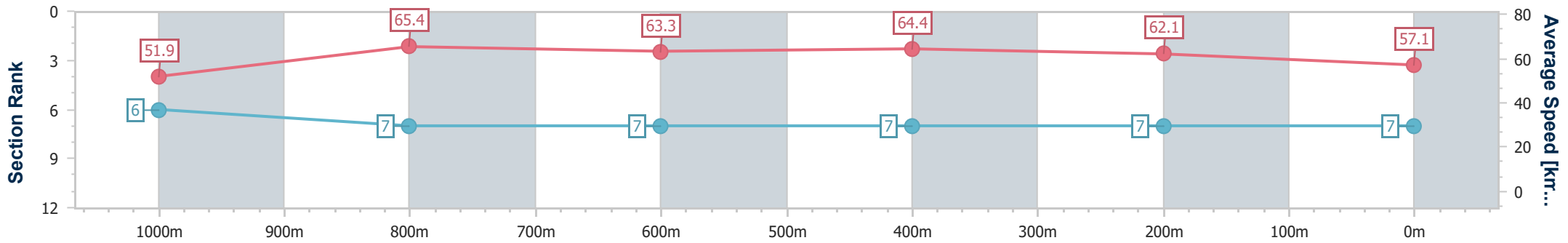
30 October 2024 - 14:08

Track Rating: Soft 5, Weather: Fine, Rail Position: +6m Entire



BRISBANE RACING CLUB

Section	Overall	1000m	800m	600m	400m	200m
Section Times	1:11.73 [7] (0:13.82)	0:57.91 [6] (0:11.07)	0:46.84 [7] (0:11.43)	0:35.41 [7] (0:11.23)	0:24.18 [7] (0:11.59)	0:12.59 [7] (0:12.59)
Average Speed [km/h]	51.9	65.4	63.3	64.4	62.1	57.1
Top Speed [km/h]	65.9	67.1	64.2	64.9	63.4	59.2
Avg. Dist. to Rail [m]	3.0	1.2	1.4	0.7	1.3	1.1
Avg. Stride Freq. [Hz]	2.3	2.3	2.3	2.3	2.3	2.2
Avg. Stride Length [m]	6.3	7.7	7.7	7.9	7.6	7.2



- [] Ranking at each section and finish
- .-.- No data available at this section
- NA No data available