



Doomben QLD Professional

Race 4: The Gibson BM62 Handicap - 1600m

30 October 2024 - 15:19



BRISBANE
RACING CLUB

Track Rating: Soft 5, Weather: Fine, Rail Position: +6m Entire

Section														
Field Times	Overall	1400m	1200m	1000m	800m	600m	400m	Last 600m						
	1:39.92 (0:16.22)	1:23.70 (0:11.68)	1:12.02 (0:12.07)	0:59.95 (0:12.55)	0:47.40 (0:12.49)	0:34.91 (0:11.85)	0:23.06 (0:11.24)	0:34.91						
Rank	TAB	Horse/Jockey	Barrier	Top Speed [km/h]	Fastest Section									Distance Travelled [m]
1	10	MISS CHENERY Andrew Mallyon	7	66.1 400m	0:11.13 400m	1:39.92 [1] (0:17.14)	1:22.78 [10] (0:11.61)	1:11.17 [10] (0:12.24)	0:58.93 [10] (0:12.42)	0:46.51 [10] (0:12.11)	0:34.40 [9] (0:11.67)	0:22.73 [7] (0:11.13)	0:34.40	
2	8	SECOND SUN Boris Thornton	3	66.0 400m	0:11.10 400m	1:39.99 [2] (0:16.65)	1:23.34 [6] (0:11.64)	1:11.70 [5] (0:12.16)	0:59.54 [6] (0:12.66)	0:46.88 [7] (0:12.27)	0:34.61 [7] (0:11.62)	0:22.99 [3] (0:11.10)	0:34.61	+0
3	2	LUTON HOO Jasper Franklin	4	65.7 400m	0:11.30 400m	1:40.09 [3] (0:16.26)	1:23.83 [2] (0:11.64)	1:12.19 [1] (0:12.07)	1:00.12 [1] (0:12.55)	0:47.57 [1] (0:12.49)	0:35.08 [1] (0:11.85)	0:23.23 [1] (0:11.30)	0:35.08	-9
4	12	RED STAR RUBI Nikita Beriman	5	65.1 400m	0:11.27 400m	1:40.27 [4] (0:16.86)	1:23.41 [7] (0:11.60)	1:11.81 [7] (0:12.20)	0:59.61 [7] (0:12.62)	0:46.99 [8] (0:12.21)	0:34.78 [8] (0:11.75)	0:23.03 [8] (0:11.27)	0:34.78	-3
5	3	KERKORIAN Jake Molloy	2	65.6 400m	0:11.17 400m	1:40.41 [5] (0:16.93)	1:23.48 [8] (0:11.60)	1:11.88 [8] (0:12.30)	0:59.58 [9] (0:12.54)	0:47.04 [9] (0:12.28)	0:34.76 [10] (0:11.86)	0:22.90 [11] (0:11.17)	0:34.76	-7
6	11	WAYFARER'S WAY Samantha Collett	10	64.4 400m	0:11.36 400m	1:40.47 [6] (0:17.15)	1:23.32 [11] (0:11.63)	1:11.69 [11] (0:12.32)	0:59.37 [11] (0:12.47)	0:46.90 [11] (0:12.16)	0:34.74 [11] (0:11.70)	0:23.04 [10] (0:11.36)	0:34.74	-4
7	7	RHODES Mark Du Plessis	9	65.2 Overall	0:11.49 400m	1:40.51 [7] (0:16.22)	1:24.29 [1] (0:11.97)	1:12.32 [4] (0:11.86)	1:00.46 [2] (0:12.59)	0:47.87 [2] (0:12.38)	0:35.49 [2] (0:11.88)	0:23.61 [2] (0:11.49)	0:35.49	-1
8	9	YELLOWHAMMER Martin Harley	6	64.5 1400m	0:11.45 400m	1:40.58 [8] (0:16.47)	1:24.11 [4] (0:11.59)	1:12.52 [3] (0:12.22)	1:00.30 [4] (0:12.38)	0:47.92 [3] (0:12.42)	0:35.50 [3] (0:11.93)	0:23.57 [4] (0:11.45)	0:35.50	-8
9	5	TIME TO TESTIFY Cody Collis	11	64.9 1400m	0:11.42 400m	1:40.75 [9] (0:17.02)	1:23.73 [9] (0:11.61)	1:12.12 [9] (0:11.71)	1:00.41 [5] (0:12.44)	0:47.97 [4] (0:12.44)	0:35.53 [4] (0:11.84)	0:23.69 [5] (0:11.42)	0:35.53	+3
10	4	LISTENTOZOU Michael Cahill	8	64.6 1400m	0:11.47 400m	1:40.86 [10] (0:16.29)	1:24.57 [3] (0:11.71)	1:12.86 [2] (0:12.17)	1:00.69 [3] (0:12.71)	0:47.98 [5] (0:12.42)	0:35.56 [5] (0:11.85)	0:23.71 [6] (0:11.47)	0:35.56	-4

Scratched: Aichi Icon (#1)

[] Ranking at each section and finish
 -:-:- No data available at this section
 NA No data available

SCN Saddle cloth number
 DNF Did not finish
 DNT Did not track



Doomben QLD Professional
Race 4: The Gibson BM62 Handicap - 1600m
30 October 2024 - 15:19



BRISBANE
RACING CLUB

Track Rating: Soft 5, Weather: Fine, Rail Position: +6m Entire

Section	Overall	1400m	1200m	1000m	800m	600m	400m	Last 600m
Field Times	1:39.92 (0:16.22)	1:23.70 (0:11.68)	1:12.02 (0:12.07)	0:59.95 (0:12.55)	0:47.40 (0:12.49)	0:34.91 (0:11.85)	0:23.06 (0:11.24)	0:34.91

Rank	TAB	Horse/Jockey	Barrier	Top Speed [km/h]	Fastest Section								Distance Travelled [m]	
11	6	WHO ORDERED DAFISH	1	65.0	0:11.38	1:40.86 [11]	1:24.22 [5]	1:12.52 [6]	1:00.19 [8]	0:47.75 [6]	0:35.49 [6]	0:23.61 [9]	0:35.49	-8
		Noel Callow		1400m	400m	(0:16.64)	(0:11.70)	(0:12.33)	(0:12.44)	(0:12.26)	(0:11.88)	(0:11.38)		

Scratched: Aichi Icon (#1)

[] Ranking at each section and finish
 -:-:- No data available at this section
 NA No data available

SCN Saddle cloth number
 DNF Did not finish
 DNT Did not track



Doomben QLD Professional

Race 4: The Gibson BM62 Handicap - 1600m

30 October 2024 - 15:19



BRISBANE
RACING CLUB

Track Rating: Soft 5, Weather: Fine, Rail Position: +6m Entire

Section							200m			Last 600m
Field Times							0:11.82			0:34.91
							(0:11.82)			
Rank	TAB	Horse/Jockey	Barrier	Top Speed [km/h]	Fastest Section	Margin			Distance Travelled [m]	
1	10	MISS CHENERY Andrew Mallyon	7	66.1 400m	0:11.13 400m	0:11.60 [3] (0:11.60)	1:39.92		0:34.40	
2	8	SECOND SUN Boris Thornton	3	66.0 400m	0:11.10 400m	0:11.89 [1] (0:11.89)	0.41L		0:34.61 +0	
3	2	LUTON HOO Jasper Franklin	4	65.7 400m	0:11.30 400m	0:11.93 [2] (0:11.93)	0.98L		0:35.08 -9	
4	12	RED STAR RUBI Nikita Beriman	5	65.1 400m	0:11.27 400m	0:11.76 [7] (0:11.76)	2.04L		0:34.78 -3	
5	3	KERKORIAN Jake Molloy	2	65.6 400m	0:11.17 400m	0:11.73 [10] (0:11.73)	2.84L		0:34.76 -7	
6	11	WAYFARER'S WAY Samantha Collett	10	64.4 400m	0:11.36 400m	0:11.68 [11] (0:11.68)	3.21L		0:34.74 -4	
7	7	RHODES Mark Du Plessis	9	65.2 Overall	0:11.49 400m	0:12.12 [4] (0:12.12)	3.42L		0:35.49 -1	
8	9	YELLOWHAMMER Martin Harley	6	64.5 1400m	0:11.45 400m	0:12.12 [5] (0:12.12)	3.86L		0:35.50 -8	
9	5	TIME TO TESTIFY Cody Collis	11	64.9 1400m	0:11.42 400m	0:12.27 [6] (0:12.27)	4.86L		0:35.53 +3	
10	4	LISTENTOZOU Michael Cahill	8	64.6 1400m	0:11.47 400m	0:12.24 [8] (0:12.24)	5.49L		0:35.56 -4	

Scratched: Aichi Icon (#1)



Doomben QLD Professional
Race 4: The Gibson BM62 Handicap - 1600m
30 October 2024 - 15:19



Track Rating: Soft 5, Weather: Fine, Rail Position: +6m Entire

Section				200m				Last 600m	
Field Times				0:11.82 (0:11.82)				0:34.91	
Rank	TAB Horse/Jockey	Barrier	Top Speed [km/h]	Fastest Section	Margin				Distance Travelled [m]
11	6 WHO ORDERED DAFISH Noel Callow	1	65.0 1400m	0:11.38 400m	0:12.23 [9] (0:12.23)	5.52L		0:35.49	-8

Scratched: Aichi Icon (#1)

[] Ranking at each section and finish
 -:-:- No data available at this section
 NA No data available

SCN Saddle cloth number
 DNF Did not finish
 DNT Did not track



Horse/Jockey Name	Miss Chenery
Final Rank	1
Fastest Section Time (Section)	0:11.13 (400m)
Top Speed [km/h] (Section)	66.1 (400m)
Race State	Finished



Doomben QLD Professional

Race 4: The Gibson BM62 Handicap - 1600m

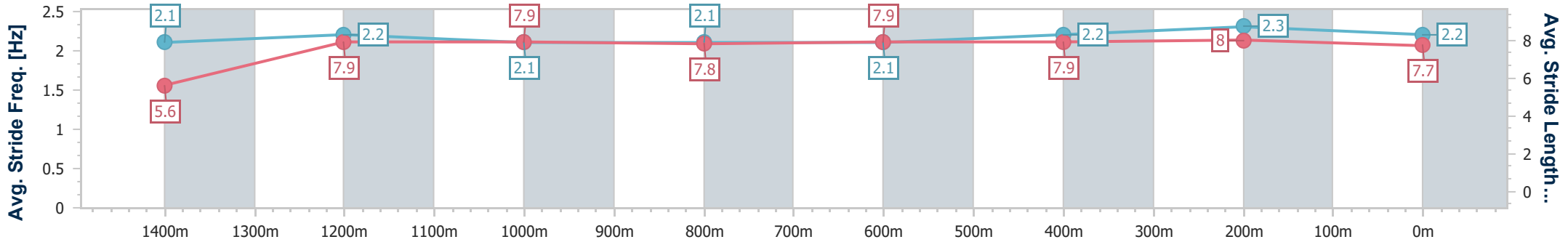
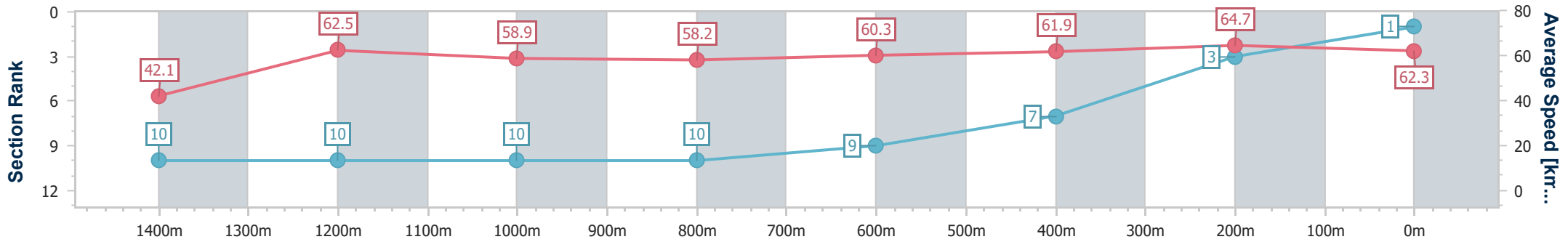
30 October 2024 - 15:19

Track Rating: Soft 5, Weather: Fine, Rail Position: +6m Entire



BRISBANE RACING CLUB

Section	Overall	1400m	1200m	1000m	800m	600m	400m	200m
Section Times	1:39.92 [1] (0:17.14)	1:22.78 [10] (0:11.61)	1:11.17 [10] (0:12.24)	0:58.93 [10] (0:12.42)	0:46.51 [10] (0:12.11)	0:34.40 [9] (0:11.67)	0:22.73 [7] (0:11.13)	0:11.60 [3] (0:11.60)
Average Speed [km/h]	42.1	62.5	58.9	58.2	60.3	61.9	64.7	62.3
Top Speed [km/h]	63.1	63.7	60.3	60.3	61.7	63.7	66.1	64.5
Avg. Dist. to Rail [m]	7.2	1.6	2.0	1.8	2.0	1.2	3.1	3.5
Avg. Stride Freq. [Hz]	2.1	2.2	2.1	2.1	2.1	2.2	2.3	2.2
Avg. Stride Length [m]	5.6	7.9	7.9	7.8	7.9	7.9	8.0	7.7



- [] Ranking at each section and finish
- .-.- No data available at this section
- NA No data available



Horse/Jockey Name	Second Sun
Final Rank	2
Fastest Section Time (Section)	0:11.10 (400m)
Top Speed [km/h] (Section)	66.0 (400m)
Race State	Finished



Doomben QLD Professional

Race 4: The Gibson BM62 Handicap - 1600m

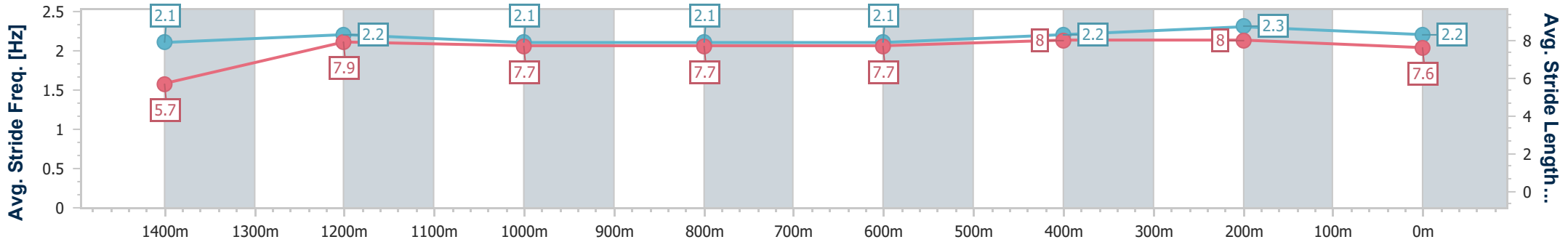
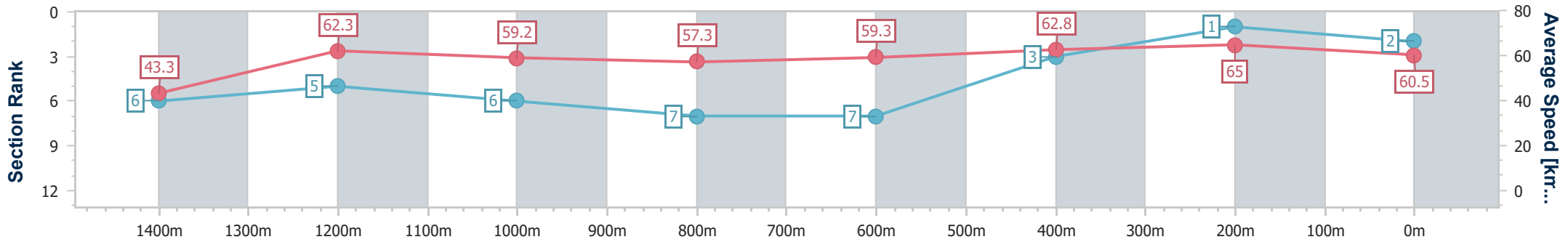
30 October 2024 - 15:19

Track Rating: Soft 5, Weather: Fine, Rail Position: +6m Entire



BRISBANE RACING CLUB

Section	Overall	1400m	1200m	1000m	800m	600m	400m	200m
Section Times	1:39.99 [2] (0:16.65)	1:23.34 [6] (0:11.64)	1:11.70 [5] (0:12.16)	0:59.54 [6] (0:12.66)	0:46.88 [7] (0:12.27)	0:34.61 [7] (0:11.62)	0:22.99 [3] (0:11.10)	0:11.89 [1] (0:11.89)
Average Speed [km/h]	43.3	62.3	59.2	57.3	59.3	62.8	65.0	60.5
Top Speed [km/h]	63.8	64.8	59.7	59.7	61.0	64.5	66.0	63.0
Avg. Dist. to Rail [m]	6.7	1.0	2.4	2.8	2.4	1.7	2.0	1.0
Avg. Stride Freq. [Hz]	2.1	2.2	2.1	2.1	2.1	2.2	2.3	2.2
Avg. Stride Length [m]	5.7	7.9	7.7	7.7	7.7	8.0	8.0	7.6



- [] Ranking at each section and finish
- .-.- No data available at this section
- NA No data available



Horse/Jockey Name	Luton Hoo
Final Rank	3
Fastest Section Time (Section)	0:11.30 (400m)
Top Speed [km/h] (Section)	65.7 (400m)
Race State	Finished



Doomben QLD Professional

Race 4: The Gibson BM62 Handicap - 1600m

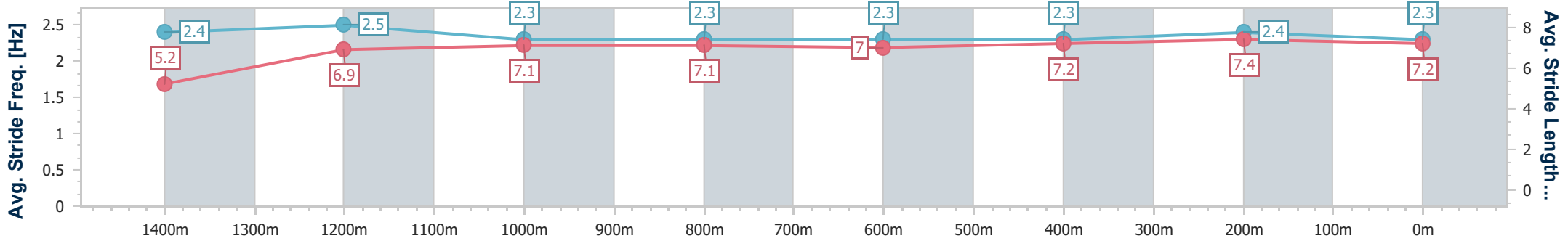
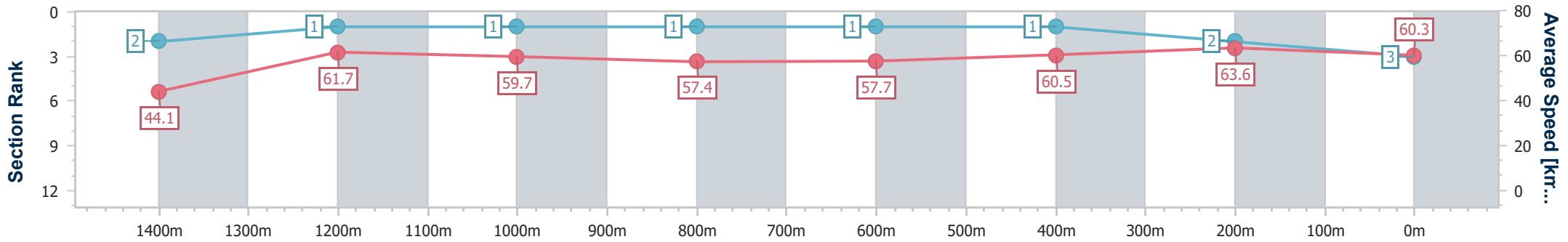
30 October 2024 - 15:19

Track Rating: Soft 5, Weather: Fine, Rail Position: +6m Entire



BRISBANE RACING CLUB

Section	Overall	1400m	1200m	1000m	800m	600m	400m	200m
Section Times	1:40.09 [3] (0:16.26)	1:23.83 [2] (0:11.64)	1:12.19 [1] (0:12.07)	1:00.12 [1] (0:12.55)	0:47.57 [1] (0:12.49)	0:35.08 [1] (0:11.85)	0:23.23 [1] (0:11.30)	0:11.93 [2] (0:11.93)
Average Speed [km/h]	44.1	61.7	59.7	57.4	57.7	60.5	63.6	60.3
Top Speed [km/h]	65.5	64.9	61.2	61.1	59.3	62.0	65.7	63.0
Avg. Dist. to Rail [m]	6.4	0.7	0.6	0.5	0.5	0.9	0.8	2.4
Avg. Stride Freq. [Hz]	2.4	2.5	2.3	2.3	2.3	2.3	2.4	2.3
Avg. Stride Length [m]	5.2	6.9	7.1	7.1	7.0	7.2	7.4	7.2



- [] Ranking at each section and finish
- .-.- No data available at this section
- NA No data available



Horse/Jockey Name	Red Star Rubi
Final Rank	4
Fastest Section Time (Section)	0:11.27 (400m)
Top Speed [km/h] (Section)	65.1 (400m)
Race State	Finished

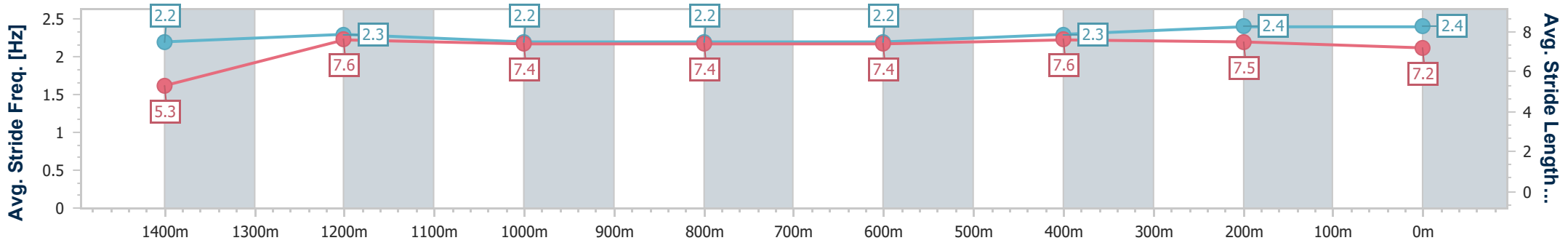
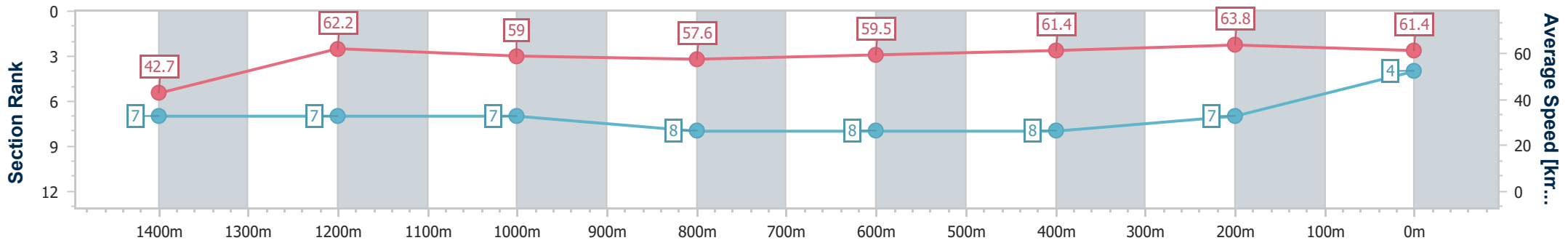


Doomben QLD Professional
Race 4: The Gibson BM62 Handicap - 1600m
 30 October 2024 - 15:19
 Track Rating: Soft 5, Weather: Fine, Rail Position: +6m Entire



BRISBANE
RACING CLUB

Section	Overall	1400m	1200m	1000m	800m	600m	400m	200m
Section Times	1:40.27 [4] (0:16.86)	1:23.41 [7] (0:11.60)	1:11.81 [7] (0:12.20)	0:59.61 [7] (0:12.62)	0:46.99 [8] (0:12.21)	0:34.78 [8] (0:11.75)	0:23.03 [8] (0:11.27)	0:11.76 [7] (0:11.76)
Average Speed [km/h]	42.7	62.2	59.0	57.6	59.5	61.4	63.8	61.4
Top Speed [km/h]	63.3	64.2	60.3	60.1	61.5	62.6	65.1	64.7
Avg. Dist. to Rail [m]	6.9	0.7	1.8	1.9	2.0	0.5	1.9	1.5
Avg. Stride Freq. [Hz]	2.2	2.3	2.2	2.2	2.2	2.3	2.4	2.4
Avg. Stride Length [m]	5.3	7.6	7.4	7.4	7.4	7.6	7.5	7.2



- [] Ranking at each section and finish
- .-.- No data available at this section
- NA No data available



Horse/Jockey Name	Kerkorian
Final Rank	5
Fastest Section Time (Section)	0:11.17 (400m)
Top Speed [km/h] (Section)	65.6 (400m)
Race State	Finished

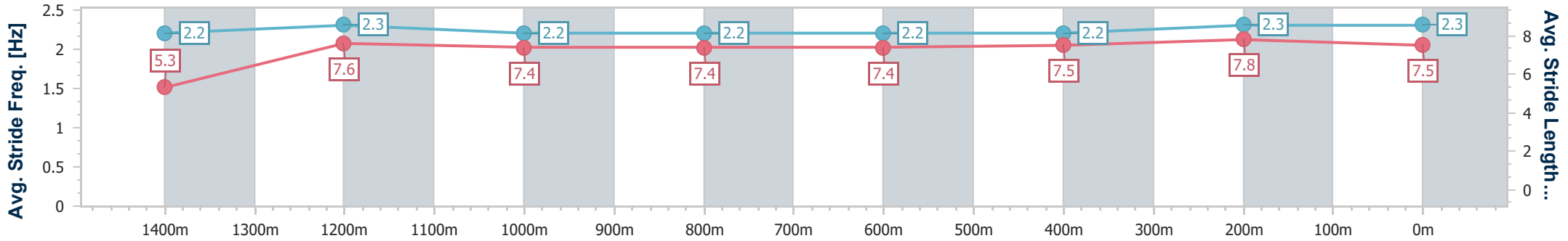
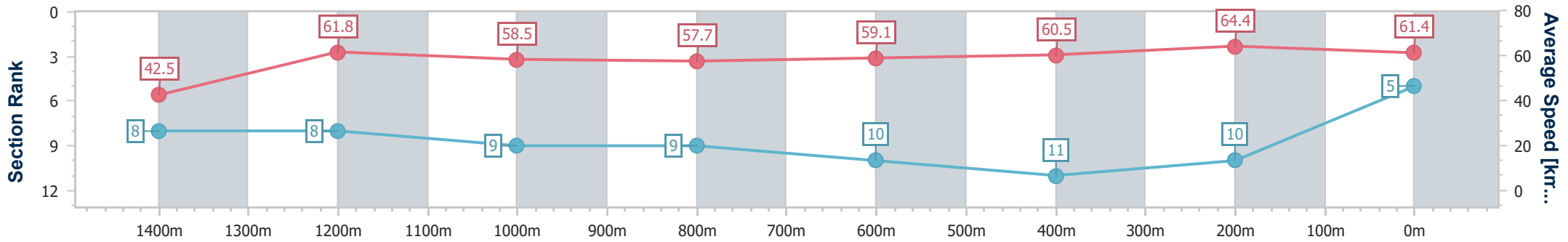


Doomben QLD Professional
Race 4: The Gibson BM62 Handicap - 1600m
 30 October 2024 - 15:19
 Track Rating: Soft 5, Weather: Fine, Rail Position: +6m Entire



BRISBANE
RACING CLUB

Section	Overall	1400m	1200m	1000m	800m	600m	400m	200m
Section Times	1:40.41 [5] (0:16.93)	1:23.48 [8] (0:11.60)	1:11.88 [8] (0:12.30)	0:59.58 [9] (0:12.54)	0:47.04 [9] (0:12.28)	0:34.76 [10] (0:11.86)	0:22.90 [11] (0:11.17)	0:11.73 [10] (0:11.73)
Average Speed [km/h]	42.5	61.8	58.5	57.7	59.1	60.5	64.4	61.4
Top Speed [km/h]	63.8	64.4	59.5	60.0	60.6	61.8	65.6	63.9
Avg. Dist. to Rail [m]	7.1	1.0	2.2	1.9	1.4	0.7	1.1	1.9
Avg. Stride Freq. [Hz]	2.2	2.3	2.2	2.2	2.2	2.2	2.3	2.3
Avg. Stride Length [m]	5.3	7.6	7.4	7.4	7.4	7.5	7.8	7.5



- [] Ranking at each section and finish
- .-.- No data available at this section
- NA No data available



Horse/Jockey Name	Wayfarer's Way
Final Rank	6
Fastest Section Time (Section)	0:11.36 (400m)
Top Speed [km/h] (Section)	64.4 (400m)
Race State	Finished

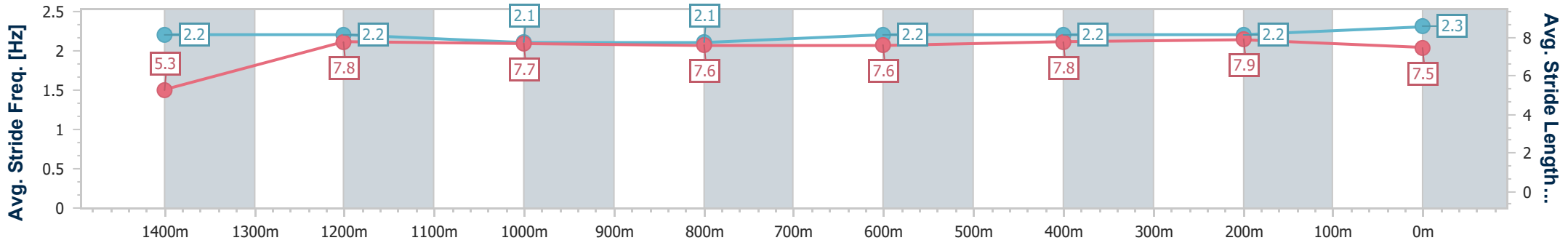
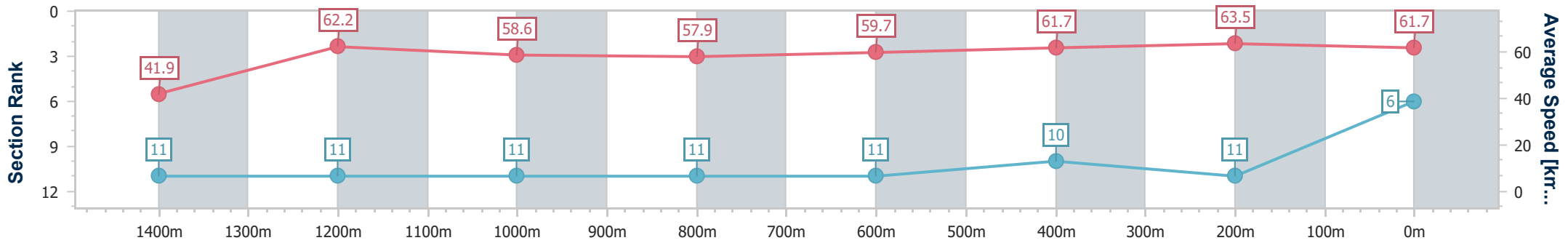


Doomben QLD Professional
Race 4: The Gibson BM62 Handicap - 1600m
 30 October 2024 - 15:19
 Track Rating: Soft 5, Weather: Fine, Rail Position: +6m Entire



BRISBANE
RACING CLUB

Section	Overall	1400m	1200m	1000m	800m	600m	400m	200m
Section Times	1:40.47 [6] (0:17.15)	1:23.32 [11] (0:11.63)	1:11.69 [11] (0:12.32)	0:59.37 [11] (0:12.47)	0:46.90 [11] (0:12.16)	0:34.74 [11] (0:11.70)	0:23.04 [10] (0:11.36)	0:11.68 [11] (0:11.68)
Average Speed [km/h]	41.9	62.2	58.6	57.9	59.7	61.7	63.5	61.7
Top Speed [km/h]	64.2	64.2	59.6	60.3	61.8	62.9	64.4	63.5
Avg. Dist. to Rail [m]	6.8	0.7	1.1	1.3	1.0	0.6	3.0	7.0
Avg. Stride Freq. [Hz]	2.2	2.2	2.1	2.1	2.2	2.2	2.2	2.3
Avg. Stride Length [m]	5.3	7.8	7.7	7.6	7.6	7.8	7.9	7.5



- [] Ranking at each section and finish
- .-.- No data available at this section
- NA No data available



Horse/Jockey Name	Rhodes
Final Rank	7
Fastest Section Time (Section)	0:11.49 (400m)
Top Speed [km/h] (Section)	65.2 (Overall)
Race State	Finished



Doomben QLD Professional

Race 4: The Gibson BM62 Handicap - 1600m

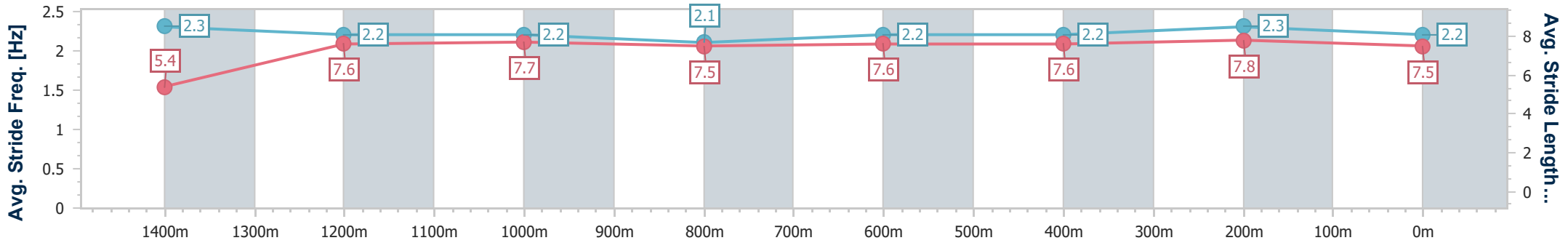
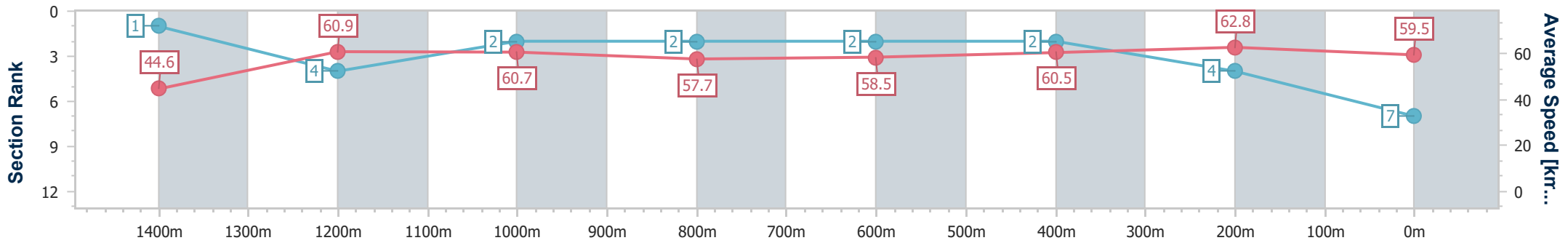
30 October 2024 - 15:19

Track Rating: Soft 5, Weather: Fine, Rail Position: +6m Entire



BRISBANE RACING CLUB

Section	Overall	1400m	1200m	1000m	800m	600m	400m	200m
Section Times	1:40.51 [7] (0:16.22)	1:24.29 [1] (0:11.97)	1:12.32 [4] (0:11.86)	1:00.46 [2] (0:12.59)	0:47.87 [2] (0:12.38)	0:35.49 [2] (0:11.88)	0:23.61 [2] (0:11.49)	0:12.12 [4] (0:12.12)
Average Speed [km/h]	44.6	60.9	60.7	57.7	58.5	60.5	62.8	59.5
Top Speed [km/h]	65.2	63.5	61.6	59.5	60.8	62.0	64.1	61.4
Avg. Dist. to Rail [m]	8.5	2.1	3.5	2.5	1.4	0.2	0.5	0.5
Avg. Stride Freq. [Hz]	2.3	2.2	2.2	2.1	2.2	2.2	2.3	2.2
Avg. Stride Length [m]	5.4	7.6	7.7	7.5	7.6	7.6	7.8	7.5



- [] Ranking at each section and finish
- .-.- No data available at this section
- NA No data available



Horse/Jockey Name	Yellowhammer
Final Rank	8
Fastest Section Time (Section)	0:11.45 (400m)
Top Speed [km/h] (Section)	64.5 (1400m)
Race State	Finished



Doomben QLD Professional

Race 4: The Gibson BM62 Handicap - 1600m

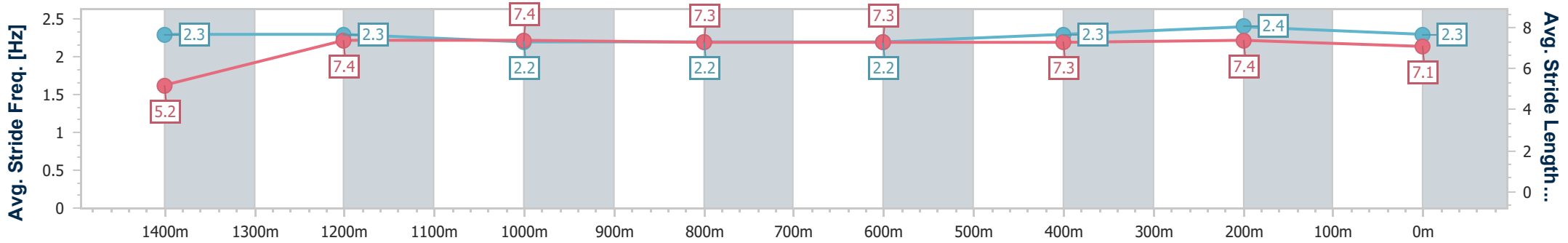
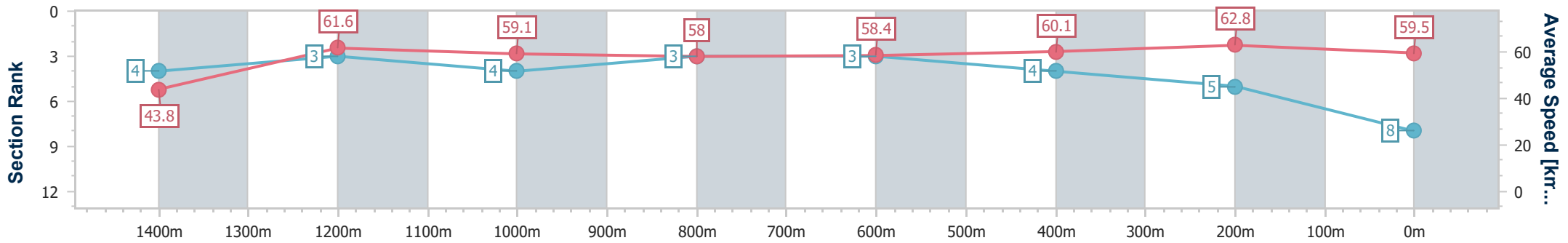
30 October 2024 - 15:19

Track Rating: Soft 5, Weather: Fine, Rail Position: +6m Entire



BRISBANE RACING CLUB

Section	Overall	1400m	1200m	1000m	800m	600m	400m	200m
Section Times	1:40.58 [8] (0:16.47)	1:24.11 [4] (0:11.59)	1:12.52 [3] (0:12.22)	1:00.30 [4] (0:12.38)	0:47.92 [3] (0:12.42)	0:35.50 [3] (0:11.93)	0:23.57 [4] (0:11.45)	0:12.12 [5] (0:12.12)
Average Speed [km/h]	43.8	61.6	59.1	58.0	58.4	60.1	62.8	59.5
Top Speed [km/h]	64.0	64.5	60.7	61.1	59.9	61.1	64.2	62.5
Avg. Dist. to Rail [m]	7.6	0.9	0.3	0.2	0.5	0.4	0.7	2.2
Avg. Stride Freq. [Hz]	2.3	2.3	2.2	2.2	2.2	2.3	2.4	2.3
Avg. Stride Length [m]	5.2	7.4	7.4	7.3	7.3	7.3	7.4	7.1



- [] Ranking at each section and finish
- .-.- No data available at this section
- NA No data available



Horse/Jockey Name	Time To Testify
Final Rank	9
Fastest Section Time (Section)	0:11.42 (400m)
Top Speed [km/h] (Section)	64.9 (1400m)
Race State	Finished



Doomben QLD Professional

Race 4: The Gibson BM62 Handicap - 1600m

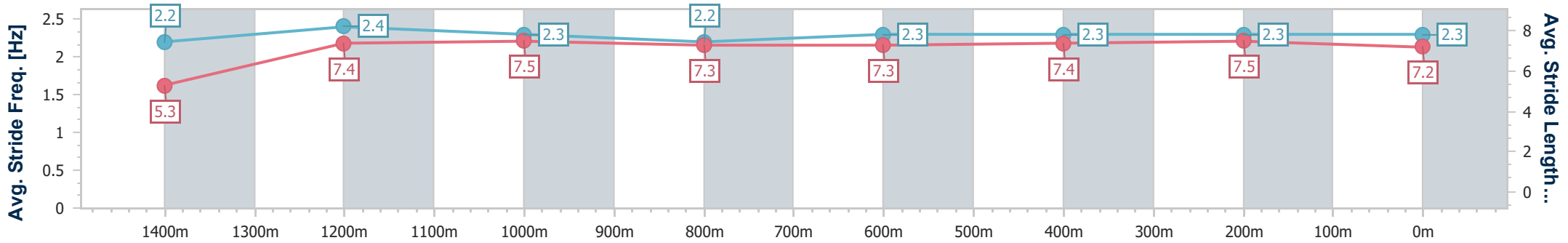
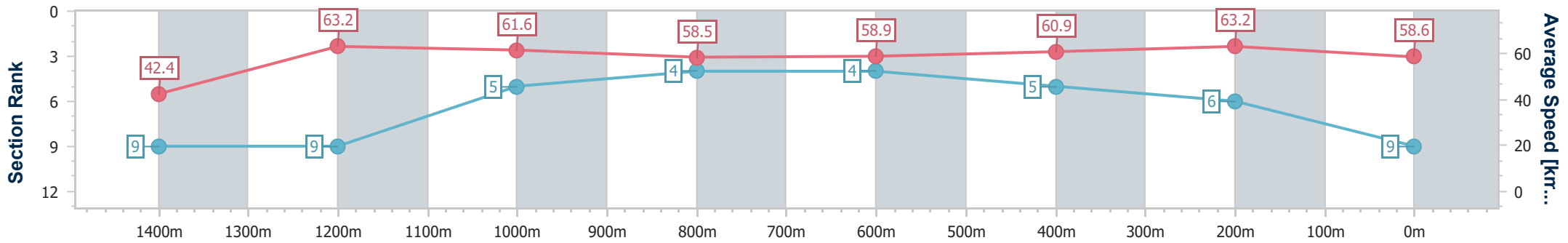
30 October 2024 - 15:19

Track Rating: Soft 5, Weather: Fine, Rail Position: +6m Entire



BRISBANE RACING CLUB

Section	Overall	1400m	1200m	1000m	800m	600m	400m	200m
Section Times	1:40.75 [9] (0:17.02)	1:23.73 [9] (0:11.61)	1:12.12 [9] (0:11.71)	1:00.41 [5] (0:12.44)	0:47.97 [4] (0:12.44)	0:35.53 [4] (0:11.84)	0:23.69 [5] (0:11.42)	0:12.27 [6] (0:12.27)
Average Speed [km/h]	42.4	63.2	61.6	58.5	58.9	60.9	63.2	58.6
Top Speed [km/h]	61.9	64.9	63.3	62.0	60.4	62.6	63.5	62.1
Avg. Dist. to Rail [m]	8.8	3.0	5.1	4.5	2.9	0.8	2.1	2.3
Avg. Stride Freq. [Hz]	2.2	2.4	2.3	2.2	2.3	2.3	2.3	2.3
Avg. Stride Length [m]	5.3	7.4	7.5	7.3	7.3	7.4	7.5	7.2



- [] Ranking at each section and finish
- .-.- No data available at this section
- NA No data available



Horse/Jockey Name	Listentozou
Final Rank	10
Fastest Section Time (Section)	0:11.47 (400m)
Top Speed [km/h] (Section)	64.6 (1400m)
Race State	Finished



Doomben QLD Professional

Race 4: The Gibson BM62 Handicap - 1600m

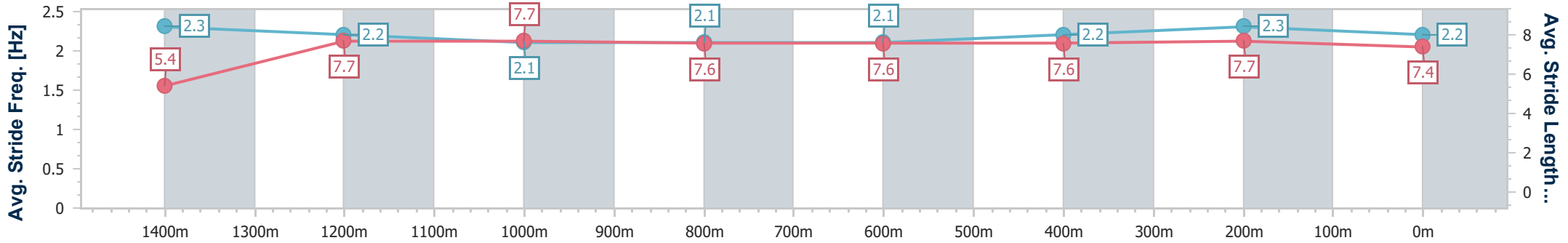
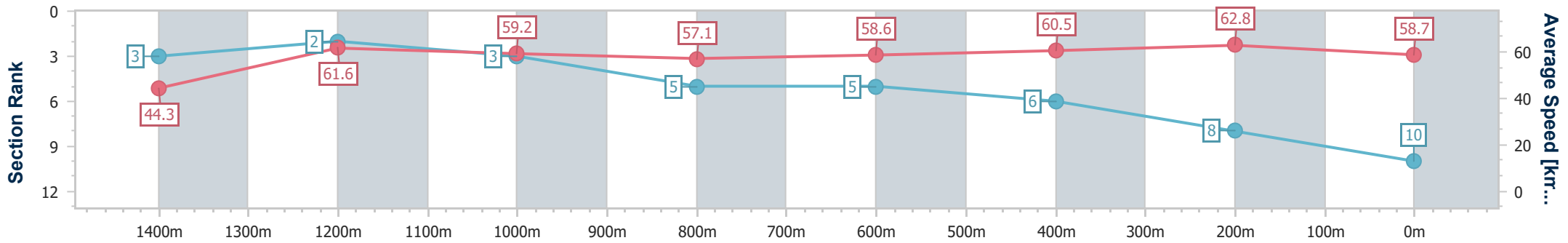
30 October 2024 - 15:19

Track Rating: Soft 5, Weather: Fine, Rail Position: +6m Entire



BRISBANE RACING CLUB

Section	Overall	1400m	1200m	1000m	800m	600m	400m	200m
Section Times	1:40.86 [10] (0:16.29)	1:24.57 [3] (0:11.71)	1:12.86 [2] (0:12.17)	1:00.69 [3] (0:12.71)	0:47.98 [5] (0:12.42)	0:35.56 [5] (0:11.85)	0:23.71 [6] (0:11.47)	0:12.24 [8] (0:12.24)
Average Speed [km/h]	44.3	61.6	59.2	57.1	58.6	60.5	62.8	58.7
Top Speed [km/h]	64.6	64.6	60.2	59.8	60.5	61.5	63.5	61.5
Avg. Dist. to Rail [m]	7.2	0.6	2.1	2.8	1.7	0.7	0.5	0.3
Avg. Stride Freq. [Hz]	2.3	2.2	2.1	2.1	2.1	2.2	2.3	2.2
Avg. Stride Length [m]	5.4	7.7	7.7	7.6	7.6	7.6	7.7	7.4



- [] Ranking at each section and finish
- .-.- No data available at this section
- NA No data available



Horse/Jockey Name	Who Ordered Dafish
Final Rank	11
Fastest Section Time (Section)	0:11.38 (400m)
Top Speed [km/h] (Section)	65.0 (1400m)
Race State	Finished



Doomben QLD Professional

Race 4: The Gibson BM62 Handicap - 1600m

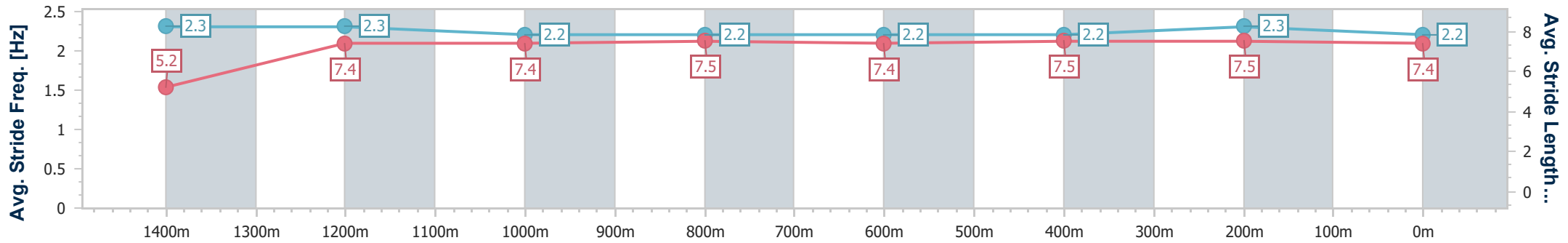
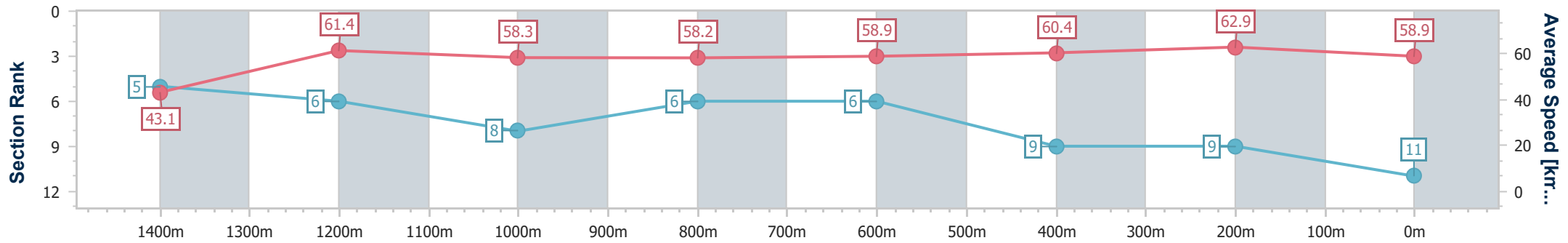
30 October 2024 - 15:19

Track Rating: Soft 5, Weather: Fine, Rail Position: +6m Entire



BRISBANE RACING CLUB

Section	Overall	1400m	1200m	1000m	800m	600m	400m	200m
Section Times	1:40.86 [11] (0:16.64)	1:24.22 [5] (0:11.70)	1:12.52 [6] (0:12.33)	1:00.19 [8] (0:12.44)	0:47.75 [6] (0:12.26)	0:35.49 [6] (0:11.88)	0:23.61 [9] (0:11.38)	0:12.23 [9] (0:12.23)
Average Speed [km/h]	43.1	61.4	58.3	58.2	58.9	60.4	62.9	58.9
Top Speed [km/h]	64.2	65.0	59.4	60.7	59.8	61.3	64.3	64.1
Avg. Dist. to Rail [m]	6.3	0.9	1.7	1.5	0.7	0.8	0.9	0.9
Avg. Stride Freq. [Hz]	2.3	2.3	2.2	2.2	2.2	2.2	2.3	2.2
Avg. Stride Length [m]	5.2	7.4	7.4	7.5	7.4	7.5	7.5	7.4



- [] Ranking at each section and finish
- .-.- No data available at this section
- NA No data available