



Doomben QLD Professional

Race 5: Officiating at Aquis Fillies and Mares BM68 Handicap - 1200m

30 October 2024 - 15:54



BRISBANE
RACING CLUB

Track Rating: Soft 5, Weather: Fine, Rail Position: +6m Entire

Section												Last 600m		
Field Times		Overall	1000m	800m	600m	400m	200m						0:34.42	
		1:09.91 (0:13.24)	0:56.67 (0:10.90)	0:45.77 (0:11.35)	0:34.42 (0:11.57)	0:22.85 (0:11.19)	0:11.66 (0:11.66)							
Rank	TAB	Horse/Jockey	Barrier	Top Speed [km/h]	Fastest Section								Margin	Distance Travelled [m]
1	7	LUNAR EIGHT Noel Callow	6	67.6 400m	0:10.91 1000m	1:09.91 [1] (0:13.38)	0:56.53 [3] (0:10.91)	0:45.62 [3] (0:11.38)	0:34.24 [3] (0:11.66)	0:22.58 [4] (0:10.92)	0:11.66 [1] (0:11.66)	1:09.91	0:34.24	
2	3	MISS BAYLES Cody Collis	5	69.4 1000m	0:10.85 1000m	1:10.05 [2] (0:13.58)	0:56.47 [4] (0:10.85)	0:45.62 [4] (0:11.42)	0:34.20 [4] (0:11.43)	0:22.77 [3] (0:11.05)	0:11.72 [2] (0:11.72)	0.79L	0:34.20	+0
2	9	SULTRY SIREN Bailey Wheeler	10	68.8 400m	0:10.67 400m	1:10.05 [2] (0:13.99)	0:56.06 [8] (0:11.10)	0:44.96 [8] (0:11.40)	0:33.56 [8] (0:11.51)	0:22.05 [9] (0:10.67)	0:11.38 [6] (0:11.38)	0.79L	0:33.56	+2
4	1	JOVITA Jag Guthmann-Chester	3	67.7 400m	0:11.01 400m	1:10.26 [4] (0:13.87)	0:56.39 [7] (0:11.12)	0:45.27 [7] (0:11.34)	0:33.93 [7] (0:11.39)	0:22.54 [6] (0:11.01)	0:11.53 [8] (0:11.53)	2.03L	0:33.93	+3
5	8	FREELAND Michael Cahill	2	67.7 400m	0:10.92 400m	1:10.38 [5] (0:13.83)	0:56.55 [6] (0:11.13)	0:45.42 [6] (0:11.28)	0:34.14 [6] (0:11.52)	0:22.62 [7] (0:10.92)	0:11.70 [7] (0:11.70)	2.74L	0:34.14	+3
6	5	SALT LAKE BETTY Samantha Collett	8	69.2 1000m	0:10.82 1000m	1:10.43 [6] (0:13.32)	0:57.11 [2] (0:10.82)	0:46.29 [1] (0:11.38)	0:34.91 [2] (0:11.55)	0:23.36 [2] (0:11.30)	0:12.06 [3] (0:12.06)	3.04L	0:34.91	-4
7	10	KIRRAGIRL Andrew Mallyon	1	66.5 1000m	0:11.04 400m	1:10.66 [7] (0:13.68)	0:56.98 [5] (0:11.08)	0:45.90 [5] (0:11.29)	0:34.61 [5] (0:11.52)	0:23.09 [5] (0:11.04)	0:12.05 [5] (0:12.05)	4.36L	0:34.61	-1
8	2	MAMBO DANCER Ron Stewart	4	66.7 400m	0:11.03 400m	1:10.70 [8] (0:14.01)	0:56.69 [9] (0:11.22)	0:45.47 [9] (0:11.27)	0:34.20 [9] (0:11.28)	0:22.92 [8] (0:11.03)	0:11.89 [9] (0:11.89)	4.6L	0:34.20	-4
9	4	BELLA BABE Nozi Tomizawa	11	67.5 1000m	0:10.95 400m	1:10.72 [9] (0:14.36)	0:56.36 [11] (0:11.11)	0:45.25 [11] (0:11.27)	0:33.98 [11] (0:11.29)	0:22.69 [10] (0:10.95)	0:11.74 [10] (0:11.74)	4.74L	0:33.98	+3
10	12	LOKEN Nikita Beriman	7	68.8 Overall	0:10.97 1000m	1:11.35 [10] (0:13.24)	0:58.11 [1] (0:10.97)	0:47.14 [2] (0:11.28)	0:35.86 [1] (0:11.57)	0:24.29 [1] (0:11.55)	0:12.74 [4] (0:12.74)	8.46L	0:35.86	-7

Scratched: Pink Cashmere (#11)

[] Ranking at each section and finish
 -:-:- No data available at this section
 NA No data available

SCN Saddle cloth number
 DNF Did not finish
 DNT Did not track



Doomben QLD Professional

Race 5: Officiating at Aquis Fillies and Mares BM68 Handicap - 1200m

30 October 2024 - 15:54



BRISBANE
RACING CLUB

Track Rating: Soft 5, Weather: Fine, Rail Position: +6m Entire

Section	Overall	1000m	800m	600m	400m	200m	Last 600m
Field Times	1:09.91 (0:13.24)	0:56.67 (0:10.90)	0:45.77 (0:11.35)	0:34.42 (0:11.57)	0:22.85 (0:11.19)	0:11.66 (0:11.66)	0:34.42

Rank	TAB	Horse/Jockey	Barrier	Top Speed [km/h]	Fastest Section	Margin	Distance Travelled [m]
11	6	BAT PAD	9	67.0	0:11.25	8.95L	+0
		Corey Bayliss		Overall	1000m		
					(0:14.14)		
					(0:11.25)		
					(0:11.35)		
					(0:11.47)		
					(0:11.28)		
					(0:11.95)		

Scratched: Pink Cashmere (#11)

[] Ranking at each section and finish
 -:-:- No data available at this section
 NA No data available

SCN Saddle cloth number
 DNF Did not finish
 DNT Did not track



Horse/Jockey Name	Lunar Eight
Final Rank	1
Fastest Section Time (Section)	0:10.91 (1000m)
Top Speed [km/h] (Section)	67.6 (400m)
Race State	Finished



Doomben QLD Professional
Race 5: Officiating at Aquis Fillies and Mares BM68 Handicap - 1200m

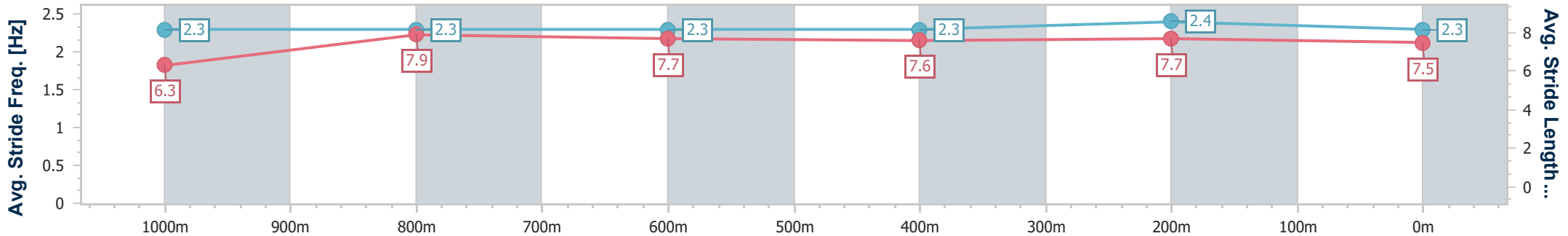
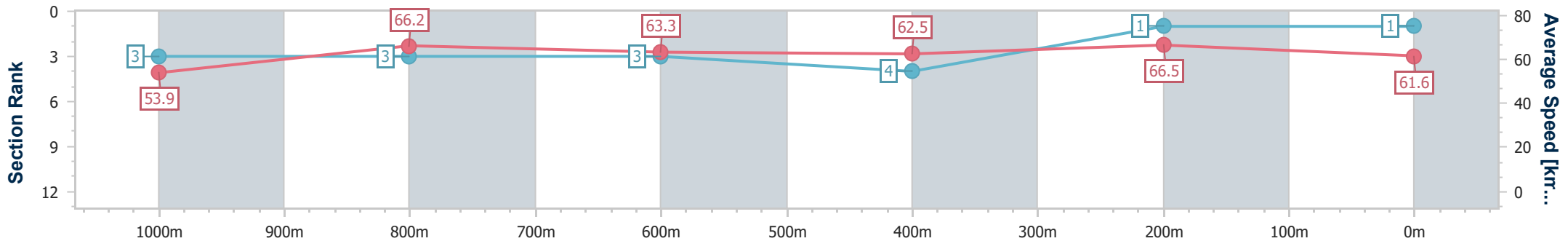


30 October 2024 - 15:54

BRISBANE
RACING CLUB

Track Rating: Soft 5, Weather: Fine, Rail Position: +6m Entire

Section	Overall	1000m	800m	600m	400m	200m
Section Times	1:09.91 [1] (0:13.38)	0:56.53 [3] (0:10.91)	0:45.62 [3] (0:11.38)	0:34.24 [3] (0:11.66)	0:22.58 [4] (0:10.92)	0:11.66 [1] (0:11.66)
Average Speed [km/h]	53.9	66.2	63.3	62.5	66.5	61.6
Top Speed [km/h]	67.2	67.1	64.6	65.4	67.6	65.0
Avg. Dist. to Rail [m]	3.3	0.4	0.7	2.4	2.6	0.7
Avg. Stride Freq. [Hz]	2.3	2.3	2.3	2.3	2.4	2.3
Avg. Stride Length [m]	6.3	7.9	7.7	7.6	7.7	7.5



- [] Ranking at each section and finish
- .-.- No data available at this section
- NA No data available



Horse/Jockey Name	Sultry Siren
Final Rank	2
Fastest Section Time (Section)	0:10.67 (400m)
Top Speed [km/h] (Section)	68.8 (400m)
Race State	Finished



Doomben QLD Professional
 Race 5: Officiating at Aquis Fillies and Mares BM68 Handicap - 1200m

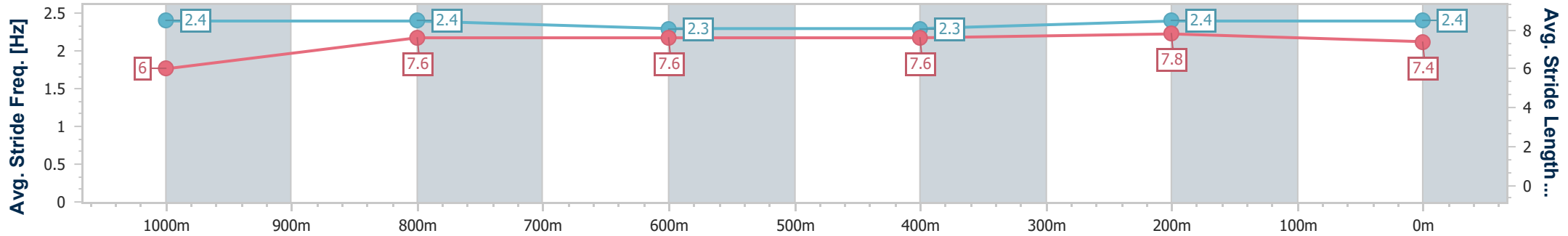
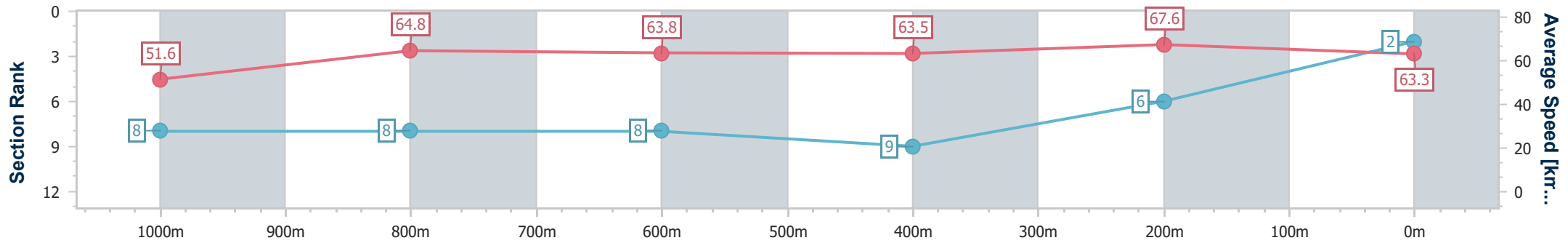


BRISBANE
RACING CLUB

30 October 2024 - 15:54

Track Rating: Soft 5, Weather: Fine, Rail Position: +6m Entire

Section	Overall	1000m	800m	600m	400m	200m
Section Times	1:10.05 [2] (0:13.99)	0:56.06 [8] (0:11.10)	0:44.96 [8] (0:11.40)	0:33.56 [8] (0:11.51)	0:22.05 [9] (0:10.67)	0:11.38 [6] (0:11.38)
Average Speed [km/h]	51.6	64.8	63.8	63.5	67.6	63.3
Top Speed [km/h]	65.4	65.9	64.8	66.3	68.8	68.5
Avg. Dist. to Rail [m]	5.2	0.6	1.9	2.4	4.3	3.1
Avg. Stride Freq. [Hz]	2.4	2.4	2.3	2.3	2.4	2.4
Avg. Stride Length [m]	6.0	7.6	7.6	7.6	7.8	7.4



- [] Ranking at each section and finish
- .-.- No data available at this section
- NA No data available



Horse/Jockey Name	Miss Bayles
Final Rank	2
Fastest Section Time (Section)	0:10.85 (1000m)
Top Speed [km/h] (Section)	69.4 (1000m)
Race State	Finished



Doomben QLD Professional
Race 5: Officiating at Aquis Fillies and Mares BM68 Handicap - 1200m

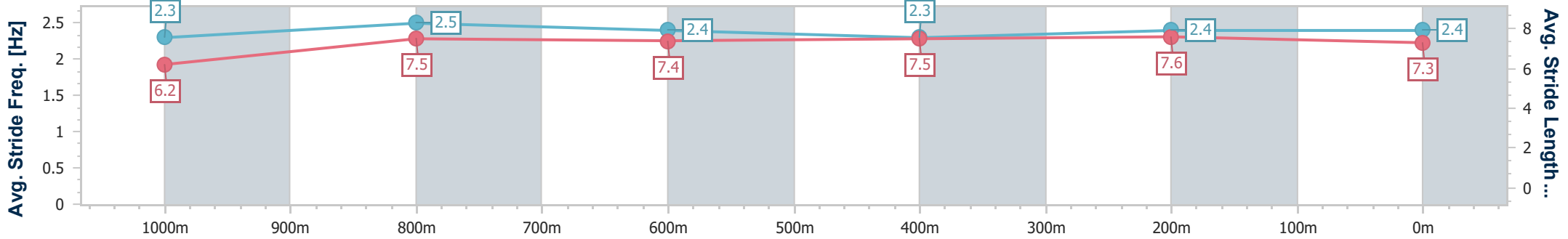
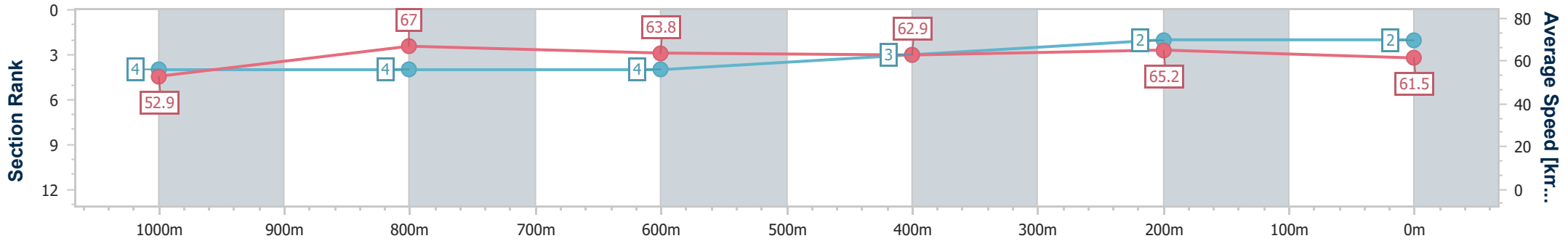


30 October 2024 - 15:54

BRISBANE
RACING CLUB

Track Rating: Soft 5, Weather: Fine, Rail Position: +6m Entire

Section	Overall	1000m	800m	600m	400m	200m
Section Times	1:10.05 [2] (0:13.58)	0:56.47 [4] (0:10.85)	0:45.62 [4] (0:11.42)	0:34.20 [4] (0:11.43)	0:22.77 [3] (0:11.05)	0:11.72 [2] (0:11.72)
Average Speed [km/h]	52.9	67.0	63.8	62.9	65.2	61.5
Top Speed [km/h]	69.4	69.4	64.7	63.8	67.2	63.7
Avg. Dist. to Rail [m]	4.3	2.1	2.4	0.6	2.4	2.0
Avg. Stride Freq. [Hz]	2.3	2.5	2.4	2.3	2.4	2.4
Avg. Stride Length [m]	6.2	7.5	7.4	7.5	7.6	7.3



- [] Ranking at each section and finish
- .-.- No data available at this section
- NA No data available



Horse/Jockey Name	Jovita
Final Rank	4
Fastest Section Time (Section)	0:11.01 (400m)
Top Speed [km/h] (Section)	67.7 (400m)
Race State	Finished



Doomben QLD Professional
Race 5: Officiating at Aquis Fillies and Mares BM68 Handicap - 1200m

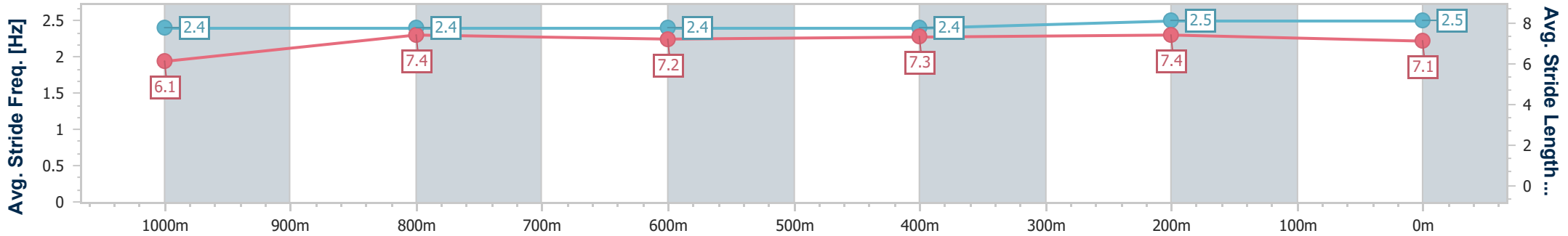
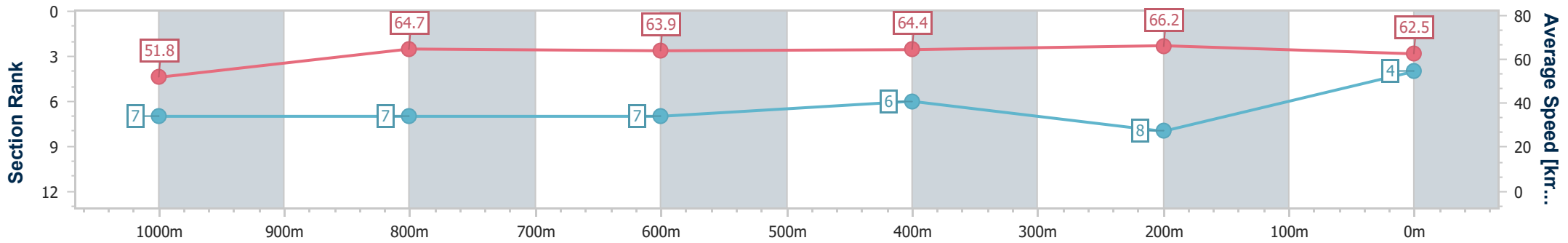


30 October 2024 - 15:54

BRISBANE
RACING CLUB

Track Rating: Soft 5, Weather: Fine, Rail Position: +6m Entire

Section	Overall	1000m	800m	600m	400m	200m
Section Times	1:10.26 [4] (0:13.87)	0:56.39 [7] (0:11.12)	0:45.27 [7] (0:11.34)	0:33.93 [7] (0:11.39)	0:22.54 [6] (0:11.01)	0:11.53 [8] (0:11.53)
Average Speed [km/h]	51.8	64.7	63.9	64.4	66.2	62.5
Top Speed [km/h]	66.2	66.2	64.4	66.0	67.7	66.3
Avg. Dist. to Rail [m]	1.6	0.6	1.3	3.4	7.2	5.6
Avg. Stride Freq. [Hz]	2.4	2.4	2.4	2.4	2.5	2.5
Avg. Stride Length [m]	6.1	7.4	7.2	7.3	7.4	7.1



- [] Ranking at each section and finish
- .-.- No data available at this section
- NA No data available



Horse/Jockey Name	Freeland
Final Rank	5
Fastest Section Time (Section)	0:10.92 (400m)
Top Speed [km/h] (Section)	67.7 (400m)
Race State	Finished



Doomben QLD Professional
Race 5: Officiating at Aquis Fillies and Mares BM68 Handicap - 1200m

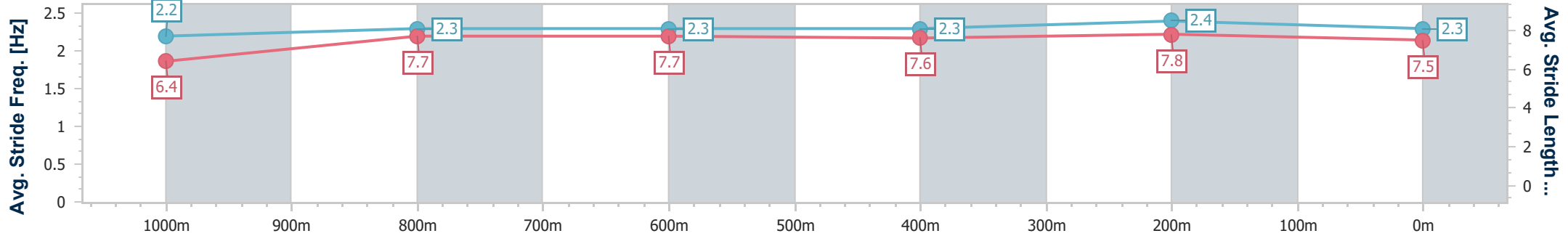
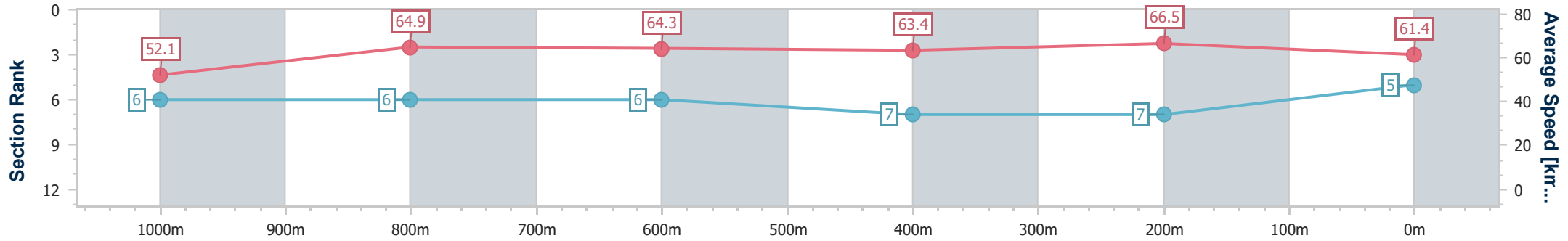


30 October 2024 - 15:54

BRISBANE
RACING CLUB

Track Rating: Soft 5, Weather: Fine, Rail Position: +6m Entire

Section	Overall	1000m	800m	600m	400m	200m
Section Times	1:10.38 [5] (0:13.83)	0:56.55 [6] (0:11.13)	0:45.42 [6] (0:11.28)	0:34.14 [6] (0:11.52)	0:22.62 [7] (0:10.92)	0:11.70 [7] (0:11.70)
Average Speed [km/h]	52.1	64.9	64.3	63.4	66.5	61.4
Top Speed [km/h]	67.0	66.9	65.3	65.3	67.7	66.0
Avg. Dist. to Rail [m]	1.3	0.4	2.0	2.9	3.5	3.0
Avg. Stride Freq. [Hz]	2.2	2.3	2.3	2.3	2.4	2.3
Avg. Stride Length [m]	6.4	7.7	7.7	7.6	7.8	7.5



- [] Ranking at each section and finish
- .-.- No data available at this section
- NA No data available



Horse/Jockey Name	Salt Lake Betty
Final Rank	6
Fastest Section Time (Section)	0:10.82 (1000m)
Top Speed [km/h] (Section)	69.2 (1000m)
Race State	Finished



Doomben QLD Professional
Race 5: Officiating at Aquis Fillies and Mares BM68 Handicap - 1200m

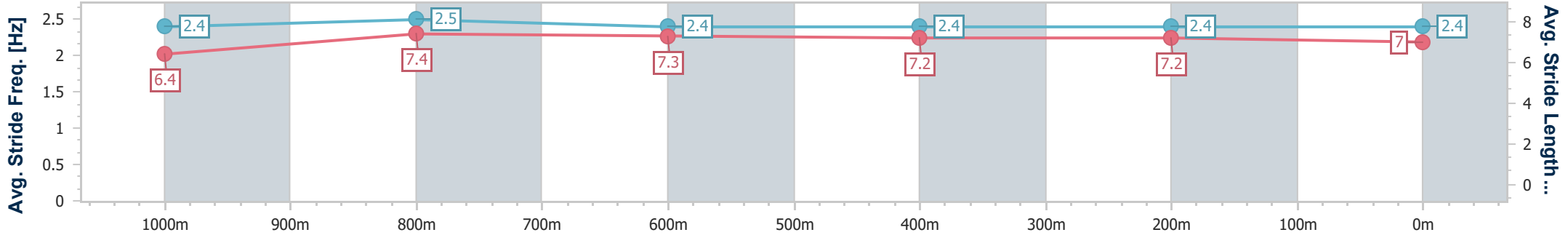
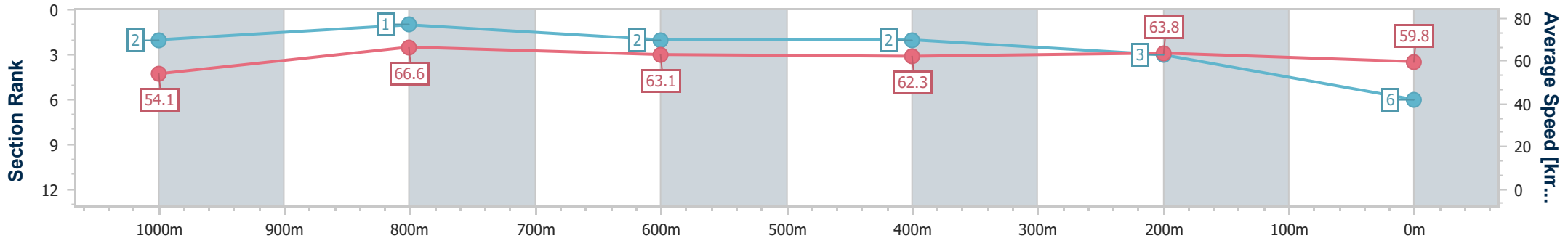


30 October 2024 - 15:54

BRISBANE
RACING CLUB

Track Rating: Soft 5, Weather: Fine, Rail Position: +6m Entire

Section	Overall	1000m	800m	600m	400m	200m
Section Times	1:10.43 [6] (0:13.32)	0:57.11 [2] (0:10.82)	0:46.29 [1] (0:11.38)	0:34.91 [2] (0:11.55)	0:23.36 [2] (0:11.30)	0:12.06 [3] (0:12.06)
Average Speed [km/h]	54.1	66.6	63.1	62.3	63.8	59.8
Top Speed [km/h]	68.9	69.2	64.6	63.5	65.1	63.0
Avg. Dist. to Rail [m]	5.0	0.6	0.4	0.4	0.9	0.5
Avg. Stride Freq. [Hz]	2.4	2.5	2.4	2.4	2.4	2.4
Avg. Stride Length [m]	6.4	7.4	7.3	7.2	7.2	7.0



- [] Ranking at each section and finish
- .-.- No data available at this section
- NA No data available



Horse/Jockey Name	Kirragirl
Final Rank	7
Fastest Section Time (Section)	0:11.04 (400m)
Top Speed [km/h] (Section)	66.5 (1000m)
Race State	Finished



Doomben QLD Professional
Race 5: Officiating at Aquis Fillies and Mares BM68 Handicap - 1200m

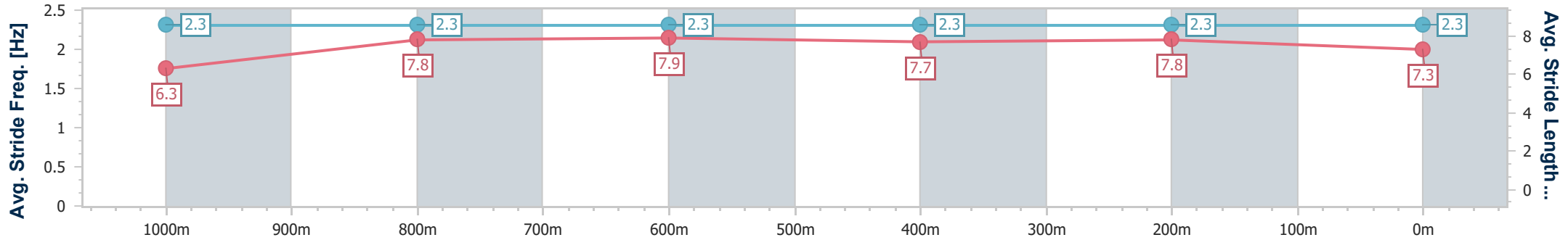
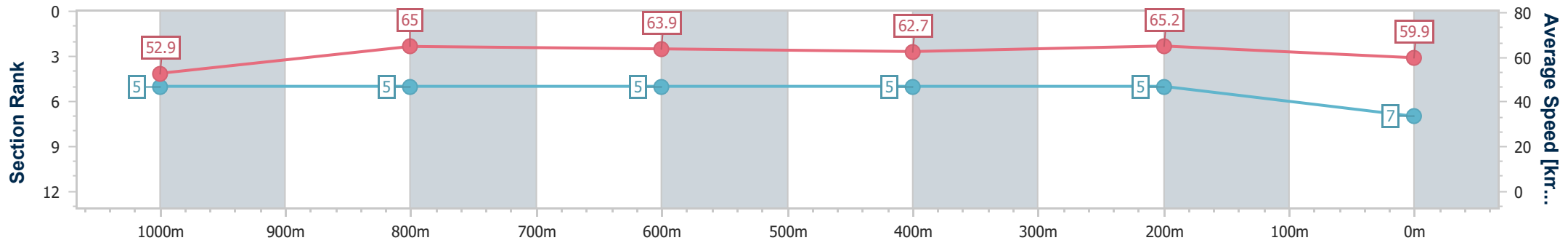


BRISBANE
 RACING CLUB

30 October 2024 - 15:54

Track Rating: Soft 5, Weather: Fine, Rail Position: +6m Entire

Section	Overall	1000m	800m	600m	400m	200m
Section Times	1:10.66 [7] (0:13.68)	0:56.98 [5] (0:11.08)	0:45.90 [5] (0:11.29)	0:34.61 [5] (0:11.52)	0:23.09 [5] (0:11.04)	0:12.05 [5] (0:12.05)
Average Speed [km/h]	52.9	65.0	63.9	62.7	65.2	59.9
Top Speed [km/h]	66.3	66.5	64.8	64.0	66.3	64.0
Avg. Dist. to Rail [m]	1.0	0.6	0.5	0.4	1.4	0.6
Avg. Stride Freq. [Hz]	2.3	2.3	2.3	2.3	2.3	2.3
Avg. Stride Length [m]	6.3	7.8	7.9	7.7	7.8	7.3



- [] Ranking at each section and finish
- .-.-.- No data available at this section
- NA No data available



Horse/Jockey Name	Mambo Dancer
Final Rank	8
Fastest Section Time (Section)	0:11.03 (400m)
Top Speed [km/h] (Section)	66.7 (400m)
Race State	Finished



Doomben QLD Professional
Race 5: Officiating at Aquis Fillies and Mares BM68 Handicap - 1200m

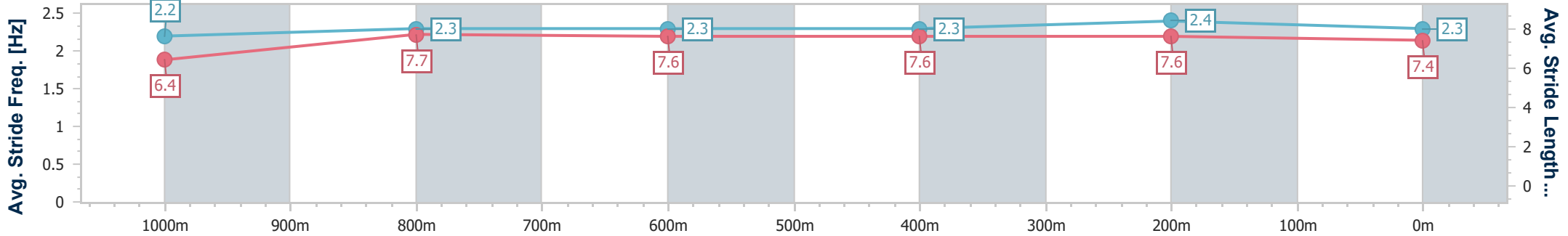
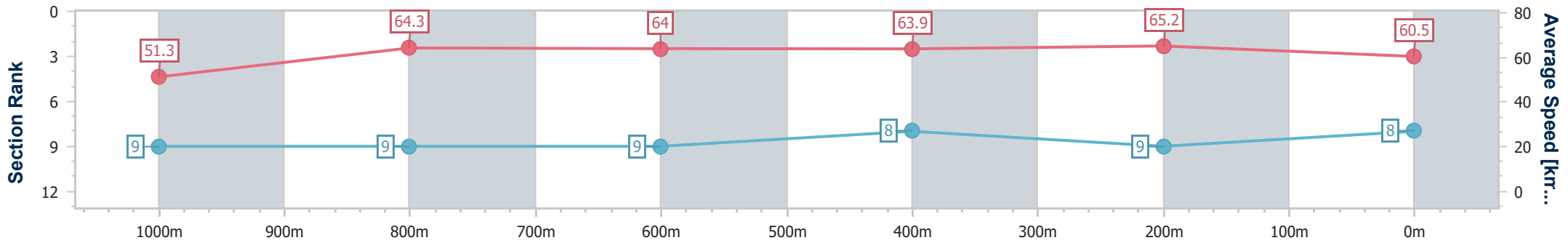


30 October 2024 - 15:54

BRISBANE RACING CLUB

Track Rating: Soft 5, Weather: Fine, Rail Position: +6m Entire

Section	Overall	1000m	800m	600m	400m	200m
Section Times	1:10.70 [8] (0:14.01)	0:56.69 [9] (0:11.22)	0:45.47 [9] (0:11.27)	0:34.20 [9] (0:11.28)	0:22.92 [8] (0:11.03)	0:11.89 [9] (0:11.89)
Average Speed [km/h]	51.3	64.3	64.0	63.9	65.2	60.5
Top Speed [km/h]	65.7	66.5	64.8	65.6	66.7	64.2
Avg. Dist. to Rail [m]	2.2	0.4	0.2	0.4	0.8	0.3
Avg. Stride Freq. [Hz]	2.2	2.3	2.3	2.3	2.4	2.3
Avg. Stride Length [m]	6.4	7.7	7.6	7.6	7.6	7.4



- [] Ranking at each section and finish
- .-.- No data available at this section
- NA No data available



Horse/Jockey Name	Bella Babe
Final Rank	9
Fastest Section Time (Section)	0:10.95 (400m)
Top Speed [km/h] (Section)	67.5 (1000m)
Race State	Finished



Doomben QLD Professional
Race 5: Officiating at Aquis Fillies and Mares BM68 Handicap - 1200m

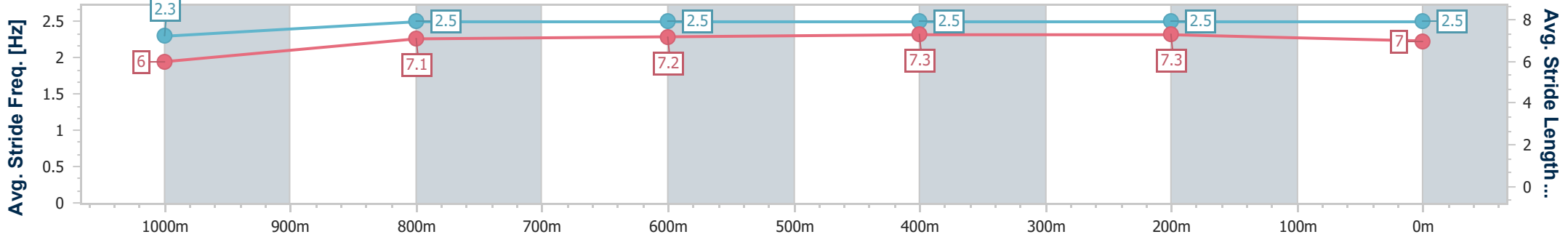
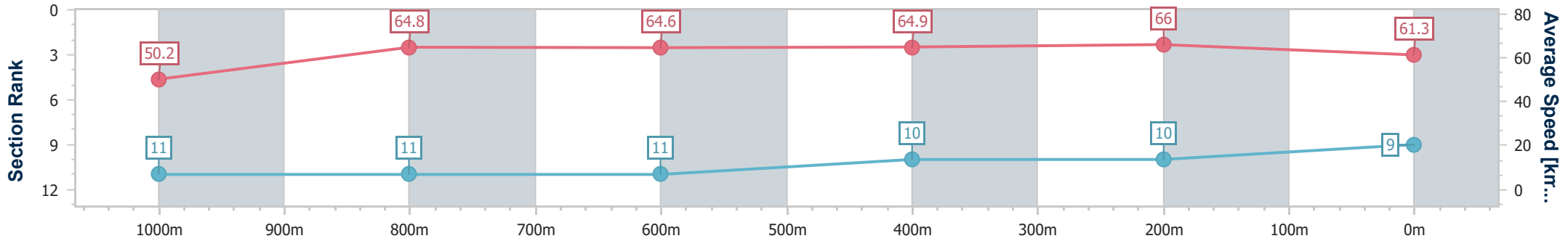


30 October 2024 - 15:54

BRISBANE
RACING CLUB

Track Rating: Soft 5, Weather: Fine, Rail Position: +6m Entire

Section	Overall	1000m	800m	600m	400m	200m
Section Times	1:10.72 [9] (0:14.36)	0:56.36 [11] (0:11.11)	0:45.25 [11] (0:11.27)	0:33.98 [11] (0:11.29)	0:22.69 [10] (0:10.95)	0:11.74 [10] (0:11.74)
Average Speed [km/h]	50.2	64.8	64.6	64.9	66.0	61.3
Top Speed [km/h]	67.5	67.5	65.4	66.0	66.9	64.1
Avg. Dist. to Rail [m]	5.8	0.4	1.8	3.2	2.3	3.9
Avg. Stride Freq. [Hz]	2.3	2.5	2.5	2.5	2.5	2.5
Avg. Stride Length [m]	6.0	7.1	7.2	7.3	7.3	7.0



- [] Ranking at each section and finish
- .-.- No data available at this section
- NA No data available



Horse/Jockey Name	Loken
Final Rank	10
Fastest Section Time (Section)	0:10.97 (1000m)
Top Speed [km/h] (Section)	68.8 (Overall)
Race State	Finished



Doomben QLD Professional
Race 5: Officiating at Aquis Fillies and Mares BM68 Handicap - 1200m

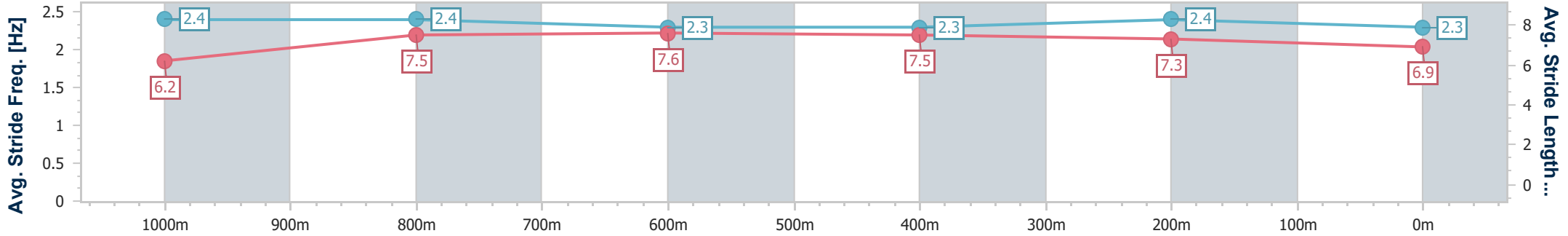
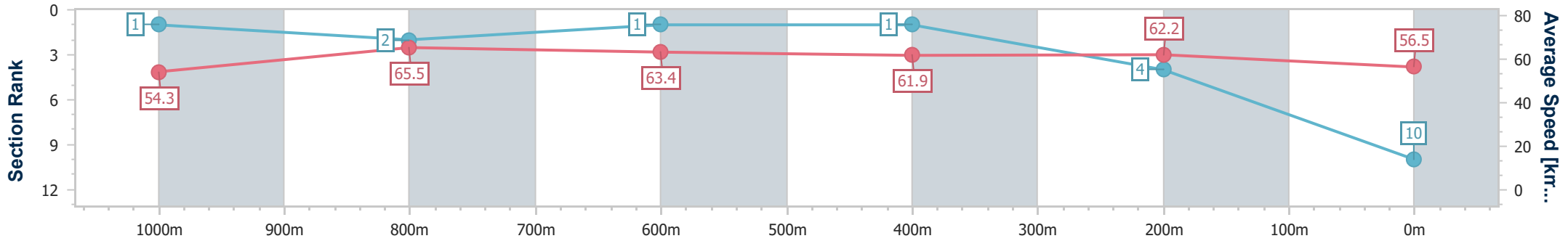


BRISBANE
 RACING CLUB

30 October 2024 - 15:54

Track Rating: Soft 5, Weather: Fine, Rail Position: +6m Entire

Section	Overall	1000m	800m	600m	400m	200m
Section Times	1:11.35 [10] (0:13.24)	0:58.11 [1] (0:10.97)	0:47.14 [2] (0:11.28)	0:35.86 [1] (0:11.57)	0:24.29 [1] (0:11.55)	0:12.74 [4] (0:12.74)
Average Speed [km/h]	54.3	65.5	63.4	61.9	62.2	56.5
Top Speed [km/h]	68.8	68.4	63.9	62.6	63.2	60.0
Avg. Dist. to Rail [m]	4.5	0.6	1.3	0.7	0.7	1.3
Avg. Stride Freq. [Hz]	2.4	2.4	2.3	2.3	2.4	2.3
Avg. Stride Length [m]	6.2	7.5	7.6	7.5	7.3	6.9



- [] Ranking at each section and finish
- .-.- No data available at this section
- NA No data available



Horse/Jockey Name	Bat Pad
Final Rank	11
Fastest Section Time (Section)	0:11.25 (1000m)
Top Speed [km/h] (Section)	67.0 (Overall)
Race State	Finished



Doomben QLD Professional
Race 5: Officiating at Aquis Fillies and Mares BM68 Handicap - 1200m

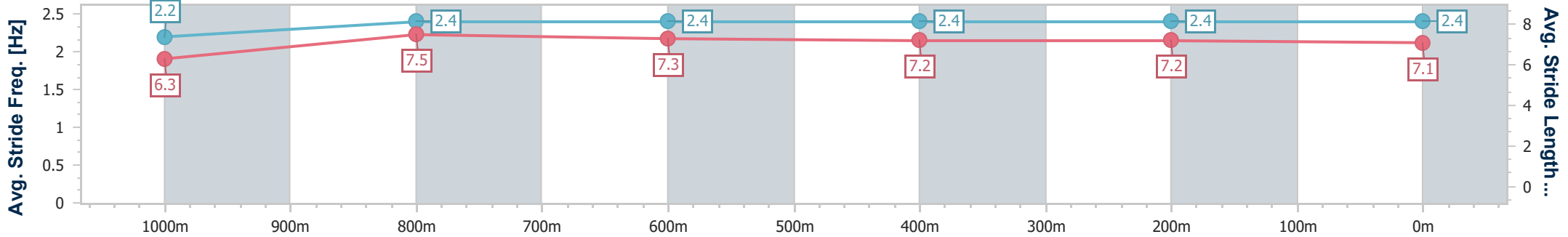
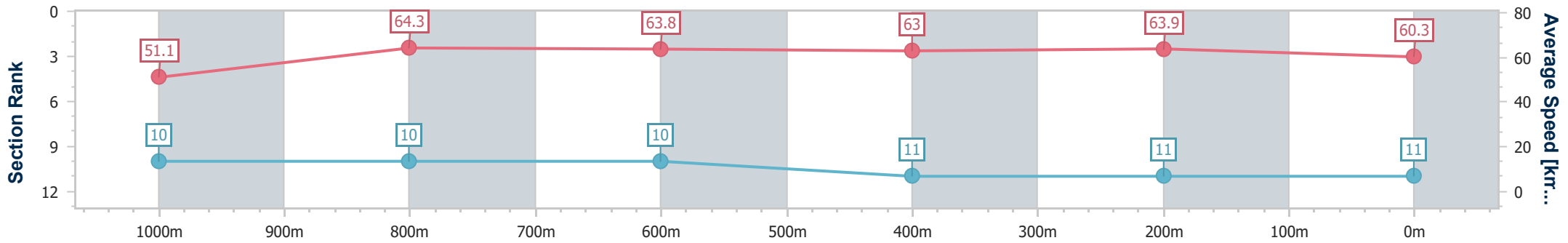


30 October 2024 - 15:54

BRISBANE
RACING CLUB

Track Rating: Soft 5, Weather: Fine, Rail Position: +6m Entire

Section	Overall	1000m	800m	600m	400m	200m
Section Times	1:11.44 [11] (0:14.14)	0:57.30 [10] (0:11.25)	0:46.05 [10] (0:11.35)	0:34.70 [10] (0:11.47)	0:23.23 [11] (0:11.28)	0:11.95 [11] (0:11.95)
Average Speed [km/h]	51.1	64.3	63.8	63.0	63.9	60.3
Top Speed [km/h]	67.0	67.0	64.4	64.3	64.4	64.0
Avg. Dist. to Rail [m]	4.4	2.3	1.1	0.6	2.1	2.4
Avg. Stride Freq. [Hz]	2.2	2.4	2.4	2.4	2.4	2.4
Avg. Stride Length [m]	6.3	7.5	7.3	7.2	7.2	7.1



- [] Ranking at each section and finish
- .-.- No data available at this section
- NA No data available